ESTORIL CLASSICS

BY PETER AUTO LE MANS CLASSIC SERIES

THE GENTLEMEN CHALLENGE

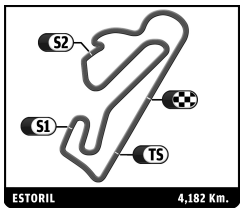

THE GENTLEMEN CHALLENGE
ESTORIL CLASSICS
QUALIFYING

Sector Analysis

Lap under Red Flag | ~~Invalidated Lap~~ | Personal Best | Session Best | **B** Crossing the pit lane

2
Aston Martin DB2/4 Bertone Competition Spider 1953
1.Heinz STAMM — E1

Lap	D	Time	Sector 1	Sector 2	Sector 3	T. Spd	Elapsed
1	1	2:59.949	1:06.209	1:09.805	43.935		2:59.949
2	1	2:22.804	30.955	1:07.402	44.447	146.2	5:22.753
3	1	2:22.207	30.081	1:07.786	44.340	135.3	7:44.960
4	1	2:22.950	30.494	1:08.514	43.942	152.2	10:07.910
5	1	2:23.049	30.010	1:09.184	43.855	145.8	12:30.959
6	1	2:23.317	30.139	1:08.905	44.273	159.9	14:54.276
7	1	2:23.528	29.667	1:09.326	44.535	146.8	17:17.804
8	1	2:24.497	29.487	1:09.130	45.880	147.2	19:42.301
9	1	2:35.705 B	28.927	1:12.550	54.228	152.2	22:18.006

14
Porsche 904/6 Carrera GTS 1965
1.Luca LITTARDI — F

Lap	D	Time	Sector 1	Sector 2	Sector 3	T. Spd	Elapsed
1	1	2:56.411	1:04.714	1:09.501	42.196		2:56.411
2	1	~~2:28.284~~ B	~~30.391~~	1:06.341	51.552	184.8	5:24.695
3	1	3:15.876	1:28.568	1:05.499	41.809		8:40.571
4	1	2:12.883	27.383	1:04.125	41.375	203.5	10:53.454
5	1	2:11.727	27.196	1:03.705	40.826	196.3	13:05.181
6	1	2:28.512 B	27.144	1:05.741	55.627	206.6	15:33.693
7	1	~~3:28.991~~	1:42.586	1:04.630	~~41.775~~		19:02.684
8	1	~~2:14.746~~	~~26.862~~	1:04.601	43.283	205.4	21:17.430
9	1	2:11.352	26.946	1:03.304	41.102	208.1	23:28.782
10	1	2:10.864	26.650	1:03.538	40.676	207.4	25:39.646
11	1	2:10.342	26.670	1:02.450	41.222	210.1	27:49.988
12	1	2:13.760	26.425	1:05.193	42.142	210.1	30:03.748

17
Lister Knobbly Chevrolet 1958
1.Luc-Pierre VERQUIN — E2

Lap	D	Time	Sector 1	Sector 2	Sector 3	T. Spd	Elapsed
1	1	2:35.979	54.053	1:02.786	39.140		2:35.979
2	1	2:04.160	26.502	59.376	38.282	170.0	4:40.139
3	1	2:03.905	25.541	1:00.115	38.249	183.3	6:44.044
4	1	2:03.252	25.057	59.241	38.954	192.9	8:47.296
5	1	2:05.263	25.723	1:00.762	38.778	185.7	10:52.559
6	1	2:03.214	25.509	59.303	38.402	183.3	12:55.773
7	1	2:04.141	25.482	59.993	38.666	209.7	14:59.914
8	1	2:04.214	25.270	1:00.351	38.593	184.2	17:04.128
9	1	2:03.261	25.182	59.747	38.332	198.4	19:07.389
10	1	2:04.133	25.913	59.750	38.470	175.4	21:11.522
11	1	2:02.566	24.993	59.088	38.485	194.2	23:14.088
12	1	2:03.909	25.900	59.834	38.175	180.6	25:17.997
13	1	2:05.259	26.127	59.917	39.215	174.9	27:23.256
14	1	2:20.019 B	25.344	59.277	55.398	178.5	29:43.275

22
Lotus XI 1500 1956
1.Jean-Pascal CUEREL — E1

Lap	D	Time	Sector 1	Sector 2	Sector 3	T. Spd	Elapsed
1	1	2:26.625	40.473	1:05.984	40.168		2:26.625
2	1	2:07.299	26.802	1:01.215	39.282	210.9	4:33.924
3	1	2:06.104	25.847	1:00.035	40.222	197.0	6:40.028
4	1	2:07.249	25.905	1:00.549	40.795	193.9	8:47.277
5	1	2:13.873 B	26.398	1:00.914	46.561	193.6	11:01.150
6	1	4:43.951	2:55.018	1:08.733	40.200		15:45.101
7	1	2:05.879	26.322	1:00.028	39.529	200.9	17:50.980
8	1	2:05.563	25.716	1:00.364	39.483	205.4	19:56.543
9	1	2:11.675	26.015	1:01.921	43.739	192.2	22:08.218
10	1	2:04.645	25.533	1:00.196	38.916	205.0	24:12.863
11	1	2:34.461 B	30.006	1:13.422	51.033	163.2	26:47.324

30
Porsche 356 (B) S 75 Hardtop-Coupé T 5 1961
1.Agathe JULLY
2.Pierre JULLY — E2

Lap	D	Time	Sector 1	Sector 2	Sector 3	T. Spd	Elapsed
1	1	3:27.567	1:21.152	1:17.087	49.328		3:27.567
2	1	2:33.110	32.462	1:12.501	48.147	139.4	6:00.677
3	1	2:30.296	31.476	1:12.141	46.679	143.3	8:30.973
4	1	2:32.526	31.581	1:13.225	47.720	147.6	11:03.499
5	1	2:39.131 B	31.661	1:12.848	54.622	141.9	13:42.630
6	2	4:35.313	2:31.152	1:16.733	47.428		18:17.943
7	2	2:31.709	31.601	1:14.114	45.994	141.0	20:49.652
8	2	2:29.545	31.031	1:12.103	46.411	140.6	23:19.197
9	2	2:27.950	31.140	1:11.638	45.172	146.2	25:47.147
10	2	2:26.365	30.909	1:10.810	44.646	141.0	28:13.512
11	2	2:28.120	30.649	1:12.158	45.313	145.0	30:41.632

46
Bizzarrini 5300 GT 1965
1.Volker HICHERT
2.Björn EBSEN — F

Lap	D	Time	Sector 1	Sector 2	Sector 3	T. Spd	Elapsed
1	1	2:24.724	41.492	1:03.854	39.378		2:24.724
2	1	~~2:03.584~~	25.250	~~59.835~~	38.499	194.9	4:28.308
3	1	2:03.192	25.188	59.913	38.091	199.1	6:31.500
4	1	2:02.186	25.017	58.958	38.211	196.0	8:33.686
5	1	2:01.929	25.166	58.731	38.032	190.2	10:35.615
6	1	~~2:03.293~~	~~25.862~~	58.811	38.620	188.6	12:38.908
7	1	2:15.383 B	24.768	59.928	50.687	199.9	14:54.291
8	2	4:04.513	2:22.661	1:02.736	39.116		18:58.804
9	2	2:07.362	26.162	1:01.668	39.532	183.9	21:06.166
10	2	2:07.336	26.094	1:00.974	40.268	186.1	23:13.502
11	2	~~2:10.980~~	26.154	~~1:04.607~~	40.219	190.9	25:24.482
12	2	2:08.023	26.193	1:01.123	40.707	184.5	27:32.505
13	2	2:07.371	26.161	1:00.718	40.492	188.9	29:39.876
14	2	2:31.131 B	25.775	1:12.861	52.495	183.3	32:11.007

48
Lotus XI 1500 1957
1.Serge COZZOLINO — E1

Lap	D	Time	Sector 1	Sector 2	Sector 3	T. Spd	Elapsed
1	1	4:19.878	2:14.225	1:17.438	48.215		4:19.878
2	1	2:24.003	29.532	1:10.013	44.458	181.5	6:43.881
3	1	2:24.722	29.454	1:08.375	46.893	178.0	9:08.603
4	1	2:22.181	28.581	1:08.853	44.747	184.8	11:30.784
5	1	2:22.515	28.500	1:09.357	44.658	184.8	13:53.299
6	1	2:47.789 B	29.241	1:14.892	1:03.656	176.8	16:41.088
7	1	3:44.504	1:44.654	1:14.939	44.911		20:25.592
8	1	2:19.277	28.092	1:07.110	44.075	187.3	22:44.869
9	1	2:20.814	28.895	1:07.408	44.511	182.4	25:05.683
10	1	2:23.066	28.520	1:08.997	45.549	184.5	27:28.749
11	1	2:45.476	32.421	1:19.866	53.189	189.6	30:14.225

49
Porsche 904/6 Carrera GTS 1964
1.Hipolito PIRES
2.Manuel GIAO — F

PETER auto

ESTORIL CLASSICS

BY PETER AUTO LE MANS CLASSIC SERIES

THE GENTLEMEN CHALLENGE

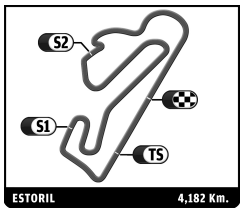

THE GENTLEMEN CHALLENGE
ESTORIL CLASSICS
QUALIFYING

Sector Analysis

Lap under Red Flag | ~~Invalidated Lap~~ | Personal Best | Session Best | **B** Crossing the pit lane

Lap	D	Time	Sector 1	Sector 2	Sector 3	T. Spd	Elapsed
1	1	3:00.896	1:11.738	1:07.230	41.928		3:00.896
2	1	2:12.470	27.705	1:03.348	41.417	178.5	5:13.366
3	1	2:07.263	26.335	1:01.692	39.236	190.2	7:20.629
4	1	2:10.147	26.362	1:03.443	40.342	195.3	9:30.776
5	1	2:10.260	26.951	1:03.450	39.859	193.2	11:41.036
6	1	2:23.205 **B**	28.209	1:05.331	49.665	185.7	14:04.241
7	2	~~4:12.547~~	2:33.188	1:00.150	~~39.209~~		18:16.788
8	2	~~2:02.178~~	~~25.077~~	58.783	~~38.318~~	210.9	20:18.966
9	2	~~2:00.858~~	~~24.835~~	58.271	~~37.752~~	213.4	22:19.824
10	2	~~2:01.917~~	~~24.647~~	58.920	38.350	220.2	24:21.741
11	2	~~2:01.534~~	~~24.985~~	58.941	37.608	203.2	26:23.275
12	2	2:02.788	25.719	58.900	38.169	197.4	28:26.063
13	2	~~2:01.591~~	24.980	58.404	38.207	208.5	30:27.654

57 Morgan SLR 1965
1.John EMBERSON
2.Nigel GREENSALL
F

Lap	D	Time	Sector 1	Sector 2	Sector 3	T. Spd	Elapsed
1	1	2:28.719	39.758	1:07.076	41.885		2:28.719
2	1	2:12.052	26.987	1:04.342	40.723	183.9	4:40.771
3	1	2:10.090	26.773	1:02.662	40.655	172.7	6:50.861
4	1	2:12.463	27.862	1:03.349	41.252	183.9	9:03.324
5	1	2:09.944	26.578	1:02.561	40.805	186.7	11:13.268
6	1	2:10.411	26.548	1:02.819	41.044	192.5	13:23.679
7	1	2:10.465	26.882	1:02.598	40.985	176.3	15:34.144
8	1	2:09.828	26.626	1:02.512	40.690	180.6	17:43.972
9	1	2:17.489 **B**	26.797	1:02.087	48.605	183.0	20:01.461
10	2	3:48.956	2:06.757	1:02.136	40.063		23:50.417
11	2	2:06.199	25.881	1:01.111	39.207	193.2	25:56.616
12	2	2:29.460 **B**	27.990	1:06.355	55.115	180.9	28:26.076

60 Porsche 904 Carrera GTS 1964
1.Peter VÖGELE
F

Lap	D	Time	Sector 1	Sector 2	Sector 3	T. Spd	Elapsed
1	1	2:28.061	38.389	1:06.334	43.338		2:28.061
2	1	2:09.947	26.533	1:02.584	40.830	197.7	4:38.008
3	1	2:12.520	27.457	1:03.770	41.293	183.0	6:50.528
4	1	2:22.088 **B**	28.453	1:04.661	48.974	199.1	9:12.616
5	1	3:14.468	1:27.645	1:04.743	42.080		12:27.084
6	1	2:14.540	27.131	1:04.275	43.134	200.6	14:41.624
7	1	2:11.963	27.214	1:03.585	41.164	185.7	16:53.587
8	1	2:11.040	26.381	1:03.872	40.787	207.7	19:04.627
9	1	2:11.389	26.453	1:03.468	41.468	200.9	21:16.016
10	1	2:10.513	26.640	1:03.137	40.736	192.2	23:26.529
11	1	2:11.432	26.956	1:03.460	41.016	208.5	25:37.961
12	1	2:10.998	26.730	1:03.372	40.896	210.9	27:48.959
13	1	2:09.779	26.358	1:03.029	40.392	199.9	29:58.738
14	1	2:11.350	26.383	1:03.509	41.458	211.3	32:10.088

63 Jaguar E-Type 3.8 1961
1.Norbert SCHMITZ-KOEP
E2

Lap	D	Time	Sector 1	Sector 2	Sector 3	T. Spd	Elapsed
1	1	3:08.149	1:01.745	1:20.630	45.774		3:08.149
2	1	2:30.806	31.839	1:13.726	45.241	148.3	5:38.955
3	1	2:25.014	30.874	1:09.169	44.971	151.2	8:03.969
4	1	2:24.632	29.849	1:09.987	44.796	176.8	10:28.601
5	1	2:26.917	29.892	1:11.728	45.297	160.4	12:55.518
6	1	2:44.067 **B**	30.580	1:11.449	1:02.038	163.5	15:39.585

75 Lotus Elite S2 1961
1.Robin ELLIS
E2

Lap	D	Time	Sector 1	Sector 2	Sector 3	T. Spd	Elapsed
1	1	2:38.393	48.283	1:07.970	42.140		2:38.393
2	1	2:13.273	27.541	1:04.817	40.915	188.6	4:51.666
3	1	2:12.348	27.549	1:03.889	40.910	185.4	7:04.014
4	1	2:11.803	26.987	1:03.689	41.127	193.2	9:15.817
5	1	2:23.149 **B**	26.734	1:03.922	52.493	202.4	11:38.966
6	1	3:43.642	1:53.138	1:06.791	43.713		15:22.608
7	1	2:12.862	27.157	1:04.500	41.205	194.2	17:35.470
8	1	2:11.666	27.123	1:03.700	40.843	200.9	19:47.136
9	1	2:12.776	26.703	1:04.581	41.492	203.5	21:59.912
10	1	~~2:11.620~~	26.756	~~1:03.707~~	41.157	198.4	24:11.532
11	1	2:11.010	26.664	1:03.350	40.996	201.3	26:22.542
12	1	2:38.238 **B**	28.876	1:11.785	57.577	193.9	29:00.780

87 TVR Grantura Mk III 1965
1.Mark ASHWORTH
F

Lap	D	Time	Sector 1	Sector 2	Sector 3	T. Spd	Elapsed
1	1	2:40.707	50.028	1:08.690	41.989		2:40.707
2	1	2:20.902	28.811	1:04.743	47.348	161.3	5:01.609
3	1	2:14.707	27.999	1:05.182	41.526	165.4	7:16.316
4	1	~~2:14.966~~	~~27.670~~	1:04.745	42.551	171.1	9:31.282
5	1	2:12.637	27.705	1:04.015	40.917	169.5	11:43.919
6	1	2:14.858	27.639	1:05.129	42.090	170.6	13:58.777
7	1	2:14.802	27.571	1:04.991	42.240	177.4	16:13.579
8	1	2:15.522	28.209	1:05.157	42.156	163.0	18:29.101
9	1	2:15.802	27.873	1:06.148	41.781	172.1	20:44.903
10	1	2:15.635	27.779	1:05.359	42.497	170.3	23:00.538
11	1	2:15.180	28.029	1:05.142	42.009	165.9	25:15.718
12	1	2:17.168	27.722	1:06.960	42.486	172.7	27:32.886
13	1	2:15.043	28.075	1:04.882	42.086	167.5	29:47.929
14	1	2:14.578	27.570	1:04.683	42.325	175.4	32:02.507

92 Lister Knobbly Chevrolet 1960
1.Wolf ZWEIFLER
E2

Lap	D	Time	Sector 1	Sector 2	Sector 3	T. Spd	Elapsed
1	1	3:09.713	1:11.771	1:11.932	46.010		3:09.713
2	1	2:28.896	33.739	1:11.428	43.729	164.2	5:38.609
3	1	2:18.774	28.708	1:07.489	42.577	166.4	7:57.383
4	1	2:18.505	29.574	1:06.404	42.527	173.5	10:15.888
5	1	2:24.634 **B**	28.887	1:05.641	50.106	173.5	12:40.522

94 Jaguar E-Type Coupe 3.8 1961
1.Georges VERQUIN
E2

Lap	D	Time	Sector 1	Sector 2	Sector 3	T. Spd	Elapsed
1	1	2:50.100	56.035	1:09.672	44.393		2:50.100
2	1	~~2:23.690~~	~~29.699~~	1:09.360	44.631	172.1	5:13.790
3	1	2:20.455	29.119	1:07.900	43.436	165.0	7:34.245
4	1	~~2:21.525~~	~~29.130~~	1:08.863	43.532	181.8	9:55.770
5	1	~~2:24.750~~	~~29.260~~	1:09.119	46.371	175.7	12:20.520
6	1	2:19.393	29.081	1:07.917	42.395	166.4	14:39.913
7	1	2:19.731	28.896	1:08.245	42.590	188.9	16:59.644
8	1	2:21.659	29.014	1:08.248	44.397	185.1	19:21.303
9	1	2:21.583	28.969	1:08.704	43.910	182.7	21:42.886

PETER auto

ESTORIL CLASSICS

BY PETER AUTO LE MANS CLASSIC SERIES

THE GENTLEMEN CHALLENGE

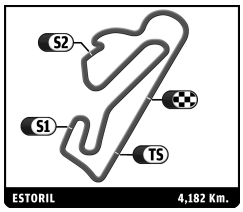

THE GENTLEMEN CHALLENGE
ESTORIL CLASSICS
QUALIFYING

Sector Analysis

Lap under Red Flag | ~~Invalidated Lap~~ | Personal Best | Session Best | **B** Crossing the pit lane

Lap	D	Time	Sector 1	Sector 2	Sector 3	T. Spd	Elapsed
10	1	2:19.389	29.267	1:06.920	43.202	165.2	24:02.275
11	1	2:19.749	28.668	1:07.552	43.529	190.6	26:22.024
12	1	~~2:17.136~~	28.158	1:06.643	42.335	192.2	28:39.160
13	1	~~2:46.539~~ B	~~30.786~~	1:19.437	56.316	171.6	31:25.699

96 MG B 1964
1.Emmanuel DE NOAILLES
2.Luigi BARZINI
F

Lap	D	Time	Sector 1	Sector 2	Sector 3	T. Spd	Elapsed
1	1	3:11.317	1:06.565	1:11.468	53.284		3:11.317
2	1	~~2:25.146~~	~~29.786~~	1:11.247	44.113	176.5	5:36.463
3	1	~~2:23.827~~	~~28.745~~	1:09.802	45.280	183.6	8:00.290
4	1	~~2:24.643~~	29.291	1:10.563	44.789	184.5	10:24.933
5	1	~~2:21.778~~	~~28.519~~	1:09.299	43.960	183.3	12:46.711
6	1	~~2:39.336~~ B	~~29.555~~	1:12.898	56.883	184.5	15:26.047
7	2	3:58.554	1:57.532	1:12.335	48.687		19:24.601
8	2	2:28.257	30.875	1:11.378	46.004	158.8	21:52.858
9	2	2:27.239	30.485	1:11.270	45.484	168.7	24:20.097
10	2	2:28.136	30.888	1:11.414	45.834	161.1	26:48.233
11	2	2:29.638	30.480	1:13.703	45.455	173.5	29:17.871
12	2	2:32.037	30.541	1:12.218	49.278	171.6	31:49.908

178 Mini Cooper S 1964
1.Marc JULLY
F

Lap	D	Time	Sector 1	Sector 2	Sector 3	T. Spd	Elapsed
1	1	3:09.900	1:14.599	1:09.740	45.561		3:09.900
2	1	2:18.024	30.075	1:05.593	42.356	157.0	5:27.924
3	1	2:16.586	28.403	1:05.153	43.030	168.0	7:44.510
4	1	2:15.362	28.306	1:05.114	41.942	168.2	9:59.872
5	1	2:16.987	28.278	1:06.429	42.280	171.3	12:16.859
6	1	2:15.578	28.294	1:05.299	41.985	169.5	14:32.437
7	1	2:16.915	28.370	1:05.297	43.248	170.8	16:49.352
8	1	2:15.667	28.313	1:05.183	42.171	169.2	19:05.019
9	1	2:16.194	28.028	1:05.802	42.364	174.3	21:21.213
10	1	2:15.209	27.943	1:05.447	41.819	170.6	23:36.422
11	1	2:14.795	28.047	1:05.129	41.619	169.8	25:51.217
12	1	2:16.076	28.048	1:05.756	42.272	171.1	28:07.293
13	1	2:34.521 B	29.059	1:09.114	56.348	148.3	30:41.814

194 Porsche 904/6 Carrera GTS 1964
1.Carlos de QUESADA
2.Catesby JONES
F

Lap	D	Time	Sector 1	Sector 2	Sector 3	T. Spd	Elapsed
1	1	3:52.664	2:07.814	1:05.639	39.211		3:52.664
2	1	2:04.750	25.684	1:00.341	38.725	217.6	5:57.414
3	1	2:04.499	25.269	59.358	39.872	216.3	8:01.913
4	1	2:04.928	25.938	59.493	39.497	218.9	10:06.841
5	1	2:04.189	25.076	59.859	39.254	210.1	12:11.030
6	1	2:04.818	25.812	1:00.713	38.293	221.9	14:15.848
7	1	2:18.710 B	26.668	1:01.599	50.443	187.3	16:34.558
8	2	4:21.531	2:41.548	1:01.654	38.329		20:56.089
9	2	2:03.458	25.348	59.347	38.763	204.3	22:59.547
10	2	2:03.033	25.195	59.151	38.687	208.1	25:02.580
11	2	2:02.540	25.266	59.186	38.088	207.0	27:05.120
12	2	2:01.409	25.128	58.295	37.986	200.9	29:06.529
13	2	2:21.566 B	25.295	1:03.973	52.298	209.3	31:28.095

199 Jaguar XK140 Coupe 1956
1.Joao MIRA GOMES
2.Nuno AFOITO
E2

Lap	D	Time	Sector 1	Sector 2	Sector 3	T. Spd	Elapsed
1	2	3:11.068	1:17.950	1:08.691	44.427		3:11.068
2	2	2:19.880	29.844	1:06.855	43.181	158.3	5:30.948
3	2	2:34.594 B	29.738	1:07.828	57.028	163.2	8:05.542
4	1	4:16.615 B	2:07.126	1:12.879	56.610		12:22.157
5	1	3:06.887 B	58.222	1:13.261	55.404		15:29.044
6	1	3:11.350	1:16.744	1:09.283	45.323		18:40.394
7	1	2:32.351	32.181	1:14.811	45.359	160.4	21:12.745

904 Porsche 904/6 Carrera GTS 1964
1.Stephan KOENIG
2.Philipp KOENIG
F

Lap	D	Time	Sector 1	Sector 2	Sector 3	T. Spd	Elapsed
1	1	2:29.219	44.338	1:04.492	40.389		2:29.219
2	1	2:08.930	26.819	1:02.938	39.173	180.9	4:38.149
3	1	2:06.187	25.939	1:00.855	39.393	197.4	6:44.336
4	1	2:09.017	26.129	1:02.728	40.160	185.7	8:53.353
5	1	2:17.070 B	25.952	1:01.094	50.024	202.4	11:10.423
6	2	3:30.195	1:47.755	1:01.184	41.256		14:40.618
7	2	2:07.653	26.826	1:00.145	40.682	185.7	16:48.271
8	2	2:05.388	26.022	1:00.246	39.120	199.9	18:53.659
9	2	2:04.956	25.811	1:00.157	38.988	193.6	20:58.615
10	2	2:18.689 B	27.888	1:03.299	47.502	215.0	23:17.304

PETER auto