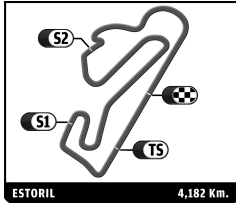


CLASSIC ENDURANCE RACING 2
ESTORIL CLASSICS
PRIVATE PRACTICE

Sector Analysis

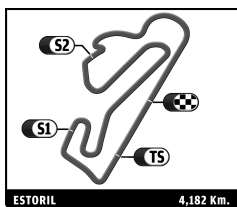
Lap under Red Flag											Invalidated Lap											Personal Best											Session Best											Crossing the pit lane																																																																																																																																																																																																																																																																																																																																																																																																																																																																																																																																																																																																										
Lap	D	Time	Sector 1	Sector 2	Sector 3	T. Spd	Elapsed	Lap	D	Time	Sector 1	Sector 2	Sector 3	T. Spd	Elapsed	Lap	D	Time	Sector 1	Sector 2	Sector 3	T. Spd	Elapsed	Lap	D	Time	Sector 1	Sector 2	Sector 3	T. Spd	Elapsed	Lap	D	Time	Sector 1	Sector 2	Sector 3	T. Spd	Elapsed	Lap	D	Time	Sector 1	Sector 2	Sector 3	T. Spd	Elapsed	Lap	D	Time	Sector 1	Sector 2	Sector 3	T. Spd	Elapsed																																																																																																																																																																																																																																																																																																																																																																																																																																																																																																																																																																																															
1 Cheetah G601 1976 1.Beat EGGIMANN P-2L											10	1	1:52.950						22.806	54.900	35.244	236.2	26:47.773	11	1	2:14.123	B					24.429	1:00.487	49.207	185.4	29:01.896	12	1	3:28.169		1:53.628		59.300	35.241	32:30.065	13	1	1:53.228		22.492	55.293	35.443	234.2	34:23.293	14	1	1:53.507		22.999	55.155	35.353	226.5	36:16.800	15	1	1:54.058		22.714	55.775	35.569	234.2	38:10.858	16	1	1:52.369		22.412	54.473	35.484	233.2	40:03.227	17	1	1:53.223		22.738	54.956	35.529	234.6	41:56.450	18	1	1:53.688		22.528	54.912	36.248	234.6	43:50.138	19	1	1:52.909		22.508	54.757	35.644	233.7	45:43.047	2 Porsche 935 1981 1.Emmanuel BRIGAND GT2											1	1	4:52.638	2:59.360	1:11.534	41.744	4:52.638	2	1	1:57.078	24.512	57.561	35.005	213.8	6:49.716	3	1	1:49.631	22.041	53.846	33.744	234.2	8:39.347	4	1	1:48.878	21.673	53.519	33.686	244.0	10:28.225	5	1	2:15.595	B	25.088	1:00.406	50.101	203.2	12:43.820	6	1	3:19.274	1:48.943	55.954	34.377	16:03.094	7	1	1:48.895	22.146	53.213	33.536	258.2	17:51.989	8	1	1:48.230	21.276	53.210	33.744	261.9	19:40.219	9	1	2:04.243	25.639	1:02.492	36.112	207.4	21:44.462	10	1	1:49.981	21.579	53.779	34.623	247.8	23:34.443	11	1	1:50.844	21.400	55.114	34.330	253.5	25:25.287	12	1	1:48.785	21.138	53.240	34.407	267.6	27:14.072	13	1	1:48.185	21.524	52.783	33.878	258.2	29:02.257	14	1	2:30.518	B	25.224	1:10.418	54.876	208.1	31:32.775	14 Porsche 935 A4 1979 1.Luca LITTARDI GT2											1	1	7:26.674	5:40.248	1:05.997	40.429	7:26.674	2	1	2:03.595	26.172	1:00.344	37.079	195.3	9:30.269	3	1	2:00.865	24.041	1:00.289	36.535	217.1	11:31.134	4	1	1:54.589	23.021	56.296	35.272	229.3	13:25.723	5	1	2:10.382	B	23.631	57.898	48.853	229.8	15:36.105	6	1	3:38.651	2:03.543	58.548	36.560	19:14.756	7	1	1:53.883	22.999	55.794	35.090	227.4	21:08.639	8	1	1:52.120	22.288	54.869	34.963	227.4	23:00.759	9	1	1:54.064	22.541	56.298	35.225	234.6	24:54.823	18 Lola T296 1975 1.John BARBOUR P-2L											1	1	2:53.031	53.202	1:14.770	45.059	2:53.031	2	1	2:12.484	27.727	1:05.395	39.362	177.1	5:05.515	3	1	2:10.637	27.328	1:05.412	37.897	174.6	7:16.152	4	1	2:02.009	23.892	59.798	38.319	222.8	9:18.161	5	1	2:02.613	23.767	1:00.634	38.212	230.7	11:20.774	6	1	2:15.201	B	24.127	59.764	51.310	215.4	13:35.975	7	1	3:59.378	2:19.978	1:02.567	36.833	17:35.353	8	1	1:59.248	23.111	59.484	36.653	233.2	19:34.601	9	1	2:03.321	23.288	1:00.977	39.056	234.6	21:37.922	10	1	2:02.578	25.040	1:00.261	37.277	206.2	23:40.500	11	1	1:59.598	23.523	59.518	36.557	218.9	25:40.098	12	1	1:58.534	23.010	58.925	36.599	233.7	27:38.632	13	1	2:14.137	B	23.615	59.569	50.953	215.4	29:52.769	14	1	4:29.418	2:47.978	1:03.155	38.285	34:22.187	15	1	2:01.070	25.176	59.215	36.679	208.9	36:23.257	16	1	1:58.792	22.829	57.956	38.007	233.7	38:22.049	17	1	2:16.840	B	23.388	1:01.262	52.190	222.4	40:38.889	20 Porsche 935 1976 1.Eric ZUCCATTI GT2											1	1	2:53.407	58.765	1:11.357	43.285	2:53.407	2	1	2:12.130	28.929	1:04.727	38.474	156.5	5:05.537	3	1	2:03.452	25.620	1:01.247	36.585	177.7	7:08.989	4	1	2:02.303	24.670	58.715	38.918	178.5	9:11.292	5	1	1:57.809	24.813	56.584	36.412	176.0	11:09.101	6	1	2:08.573	B	23.591	56.947	48.035	187.3	13:17.674	7	1	4:24.767	2:50.008	59.278	35.481	17:42.441	8	1	1:56.320	23.667	57.319	35.334	192.2	19:38.761	9	1	1:58.527	24.100	57.702	36.725	197.4	21:37.288	10	1	2:00.173	24.555	56.859	38.759	203.9	23:37.461	11	1	1:55.614	23.844	56.169	35.601	195.6	25:33.075	12	1	1:54.342	23.184	55.639	35.519	196.7	27:27.417	13	1	1:55.610	23.609	56.685	35.316	207.4	29:23.027	14	1	1:56.445	23.273	56.896	36.276	201.3	31:19.472	15	1	1:55.418	23.656	55.929	35.833	202.4	33:14.890	16	1	1:55.766	22.879	56.979	35.908	224.2	35:10.656	17	1	2:04.142	B	22.799	55.569	45.774	213.8	37:14.798	18	1	4:07.977	2:36.318	56.181	35.478	41:22.775	19	1	1:53.372	22.709	55.154	35.509	215.0	43:16.147	20	1	1:53.813	22.797	55.581	35.435	210.9	45:09.960
2 Porsche 935 1981 1.Emmanuel BRIGAND GT2											1	1	4:52.638	2:59.360	1:11.534	41.744	4:52.638	2	1	1:57.078	24.512	57.561	35.005	213.8	6:49.716	3	1	1:49.631	22.041	53.846	33.744	234.2	8:39.347	4	1	1:48.878	21.673	53.519	33.686	244.0	10:28.225	5	1	2:15.595	B	25.088	1:00.406	50.101	203.2	12:43.820	6	1	3:19.274	1:48.943	55.954	34.377	16:03.094	7	1	1:48.895	22.146	53.213	33.536	258.2	17:51.989	8	1	1:48.230	21.276	53.210	33.744	261.9	19:40.219	9	1	2:04.243	25.639	1:02.492	36.112	207.4	21:44.462	10	1	1:49.981	21.579	53.779	34.623	247.8	23:34.443	11	1	1:50.844	21.400	55.114	34.330	253.5	25:25.287	12	1	1:48.785	21.138	53.240	34.407	267.6	27:14.072	13	1	1:48.185	21.524	52.783	33.878	258.2	29:02.257	14	1	2:30.518	B	25.224	1:10.418	54.876	208.1	31:32.775	14 Porsche 935 A4 1979 1.Luca LITTARDI GT2											1	1	7:26.674	5:40.248	1:05.997	40.429	7:26.674	2	1	2:03.595	26.172	1:00.344	37.079	195.3	9:30.269	3	1	2:00.865	24.041	1:00.289	36.535	217.1	11:31.134	4	1	1:54.589	23.021	56.296	35.272	229.3	13:25.723	5	1	2:10.382	B	23.631	57.898	48.853	229.8	15:36.105	6	1	3:38.651	2:03.543	58.548	36.560	19:14.756	7	1	1:53.883	22.999	55.794	35.090	227.4	21:08.639	8	1	1:52.120	22.288	54.869	34.963	227.4	23:00.759	9	1	1:54.064	22.541	56.298	35.225	234.6	24:54.823	18 Lola T296 1975 1.John BARBOUR P-2L											1	1	2:53.031	53.202	1:14.770	45.059	2:53.031	2	1	2:12.484	27.727	1:05.395	39.362	177.1	5:05.515	3	1	2:10.637	27.328	1:05.412	37.897	174.6	7:16.152	4	1	2:02.009	23.892	59.798	38.319	222.8	9:18.161	5	1	2:02.613	23.767	1:00.634	38.212	230.7	11:20.774	6	1	2:15.201	B	24.127	59.764	51.310	215.4	13:35.975	7	1	3:59.378	2:19.978	1:02.567	36.833	17:35.353	8	1	1:59.248	23.111	59.484	36.653	233.2	19:34.601	9	1	2:03.321	23.288	1:00.977	39.056	234.6	21:37.922	10	1	2:02.578	25.040	1:00.261	37.277	206.2	23:40.500	11	1	1:59.598	23.523	59.518	36.557	218.9	25:40.098	12	1	1:58.534	23.010	58.925	36.599	233.7	27:38.632	13	1	2:14.137	B	23.615	59.569	50.953	215.4	29:52.769	14	1	4:29.418	2:47.978	1:03.155	38.285	34:22.187	15	1	2:01.070	25.176	59.215	36.679	208.9	36:23.257	16	1	1:58.792	22.829	57.956	38.007	233.7	38:22.049	17	1	2:16.840	B	23.388	1:01.262	52.190	222.4	40:38.889	20 Porsche 935 1976 1.Eric ZUCCATTI GT2											1	1	2:53.407	58.765	1:11.357	43.285	2:53.407	2	1	2:12.130	28.929	1:04.727	38.474	156.5	5:05.537	3	1	2:03.452	25.620	1:01.247	36.585	177.7	7:08.989	4	1	2:02.303	24.670	58.715	38.918	178.5	9:11.292	5	1	1:57.809	24.813	56.584	36.412	176.0	11:09.101	6	1	2:08.573	B	23.591	56.947	48.035	187.3	13:17.674	7	1	4:24.767	2:50.008	59.278	35.481	17:42.441	8	1	1:56.320	23.667	57.319	35.334	192.2	19:38.761	9	1	1:58.527	24.100	57.702	36.725	197.4	21:37.288	10	1	2:00.173	24.555	56.859	38.759	203.9	23:37.461	11	1	1:55.614	23.844	56.169	35.601	195.6	25:33.075	12	1	1:54.342	23.184	55.639	35.519	196.7	27:27.417	13	1	1:55.610	23.609	56.685	35.316	207.4	29:23.027	14	1	1:56.445	23.273	56.896	36.276	201.3	31:19.472	15	1	1:55.418	23.656	55.929	35.833	202.4	33:14.890	16	1	1:55.766	22.879	56.979	35.908	224.2	35:10.656	17	1	2:04.142	B	22.799	55.569	45.774	213.8	37:14.798	18	1	4:07.977	2:36.318	56.181	35.478	41:22.775	19	1	1:53.372	22.709	55.154	35.509	215.0	43:16.147	20	1	1:53.813	22.797	55.581	35.435	210.9	45:09.960																																																																																																													
14 Porsche 935 A4 1979 1.Luca LITTARDI GT2											1	1	7:26.674	5:40.248	1:05.997	40.429	7:26.674	2	1	2:03.595	26.172	1:00.344	37.079	195.3	9:30.269	3	1	2:00.865	24.041	1:00.289	36.535	217.1	11:31.134	4	1	1:54.589	23.021	56.296	35.272	229.3	13:25.723	5	1	2:10.382	B	23.631	57.898	48.853	229.8	15:36.105	6	1	3:38.651	2:03.543	58.548	36.560	19:14.756	7	1	1:53.883	22.999	55.794	35.090	227.4	21:08.639	8	1	1:52.120	22.288	54.869	34.963	227.4	23:00.759	9	1	1:54.064	22.541	56.298	35.225	234.6	24:54.823	18 Lola T296 1975 1.John BARBOUR P-2L											1	1	2:53.031	53.202	1:14.770	45.059	2:53.031	2	1	2:12.484	27.727	1:05.395	39.362	177.1	5:05.515	3	1	2:10.637	27.328	1:05.412	37.897	174.6	7:16.152	4	1	2:02.009	23.892	59.798	38.319	222.8	9:18.161	5	1	2:02.613	23.767	1:00.634	38.212	230.7	11:20.774	6	1	2:15.201	B	24.127	59.764	51.310	215.4	13:35.975	7	1	3:59.378	2:19.978	1:02.567	36.833	17:35.353	8	1	1:59.248	23.111	59.484	36.653	233.2	19:34.601	9	1	2:03.321	23.288	1:00.977	39.056	234.6	21:37.922	10	1	2:02.578	25.040	1:00.261	37.277	206.2	23:40.500	11	1	1:59.598	23.523	59.518	36.557	218.9	25:40.098	12	1	1:58.534	23.010	58.925	36.599	233.7	27:38.632	13	1	2:14.137	B	23.615	59.569	50.953	215.4	29:52.769	14	1	4:29.418	2:47.978	1:03.155	38.285	34:22.187	15	1	2:01.070	25.176	59.215	36.679	208.9	36:23.257	16	1	1:58.792	22.829	57.956	38.007	233.7	38:22.049	17	1	2:16.840	B	23.388	1:01.262	52.190	222.4	40:38.889	20 Porsche 935 1976 1.Eric ZUCCATTI GT2											1	1	2:53.407	58.765	1:11.357	43.285	2:53.407	2	1	2:12.130	28.929	1:04.727	38.474	156.5	5:05.537	3	1	2:03.452	25.620	1:01.247	36.585	177.7	7:08.989	4	1	2:02.303	24.670	58.715	38.918	178.5	9:11.292	5	1	1:57.809	24.813	56.584	36.412	176.0	11:09.101	6	1	2:08.573	B	23.591	56.947	48.035	187.3	13:17.674	7	1	4:24.767	2:50.008	59.278	35.481	17:42.441	8	1	1:56.320	23.667	57.319	35.334	192.2	19:38.761	9	1	1:58.527	24.100	57.702	36.725	197.4	21:37.288	10	1	2:00.173	24.555	56.859	38.759	203.9	23:37.461	11	1	1:55.614	23.844	56.169	35.601	195.6	25:33.075	12	1	1:54.342	23.184	55.639	35.519	196.7	27:27.417	13	1	1:55.610	23.609	56.685	35.316	207.4	29:23.027	14	1	1:56.445	23.273	56.896	36.276	201.3	31:19.472	15	1	1:55.418	23.656	55.929	35.833	202.4	33:14.890	16	1	1:55.766	22.879	56.979	35.908	224.2	35:10.656	17	1	2:04.142	B	22.799	55.569	45.774	213.8	37:14.798	18	1	4:07.977	2:36.318	56.181	35.478	41:22.775	19	1	1:53.372	22.709	55.154	35.509	215.0	43:16.147	20	1	1:53.813	22.797	55.581	35.435	210.9	45:09.960																																																																																																																																																																																																																																								
18 Lola T296 1975 1.John BARBOUR P-2L											1	1	2:53.031	53.202	1:14.770	45.059	2:53.031	2	1	2:12.484	27.727	1:05.395	39.362	177.1	5:05.515	3	1	2:10.637	27.328	1:05.412	37.897	174.6	7:16.152	4	1	2:02.009	23.892	59.798	38.319	222.8	9:18.161	5	1	2:02.613	23.767	1:00.634	38.212	230.7	11:20.774	6	1	2:15.201	B	24.127	59.764	51.310	215.4	13:35.975	7	1	3:59.378	2:19.978	1:02.567	36.833	17:35.353	8	1	1:59.248	23.111	59.484	36.653	233.2	19:34.601	9	1	2:03.321	23.288	1:00.977	39.056	234.6	21:37.922	10	1	2:02.578	25.040	1:00.261	37.277	206.2	23:40.500	11	1	1:59.598	23.523	59.518	36.557	218.9	25:40.098	12	1	1:58.534	23.010	58.925	36.599	233.7	27:38.632	13	1	2:14.137	B	23.615	59.569	50.953	215.4	29:52.769	14	1	4:29.418	2:47.978	1:03.155	38.285	34:22.187	15	1	2:01.070	25.176	59.215	36.679	208.9	36:23.257	16	1	1:58.792	22.829	57.956	38.007	233.7	38:22.049	17	1	2:16.840	B	23.388	1:01.262	52.190	222.4	40:38.889	20 Porsche 935 1976 1.Eric ZUCCATTI GT2											1	1	2:53.407	58.765	1:11.357	43.285	2:53.407	2	1	2:12.130	28.929	1:04.727	38.474	156.5	5:05.537	3	1	2:03.452	25.620	1:01.247	36.585	177.7	7:08.989	4	1	2:02.303	24.670	58.715	38.918	178.5	9:11.292	5	1	1:57.809	24.813	56.584	36.412	176.0	11:09.101	6	1	2:08.573	B	23.591	56.947	48.035	187.3	13:17.674	7	1	4:24.767	2:50.008	59.278	35.481	17:42.441	8	1	1:56.320	23.667	57.319	35.334	192.2	19:38.761	9	1	1:58.527	24.100	57.702	36.725	197.4	21:37.288	10	1	2:00.173	24.555	56.859	38.759	203.9	23:37.461	11	1	1:55.614	23.844	56.169	35.601	195.6	25:33.075	12	1	1:54.342	23.184	55.639	35.519	196.7	27:27.417	13	1	1:55.610	23.609	56.685	35.316	207.4	29:23.027	14	1	1:56.445	23.273	56.896	36.276	201.3	31:19.472	15	1	1:55.418	23.656	55.929	35.833	202.4	33:14.890	16	1	1:55.766	22.879	56.979	35.908	224.2	35:10.656	17	1	2:04.142	B	22.799	55.569	45.774	213.8	37:14.798	18	1	4:07.977	2:36.318	56.181	35.478	41:22.775	19	1	1:53.372	22.709	55.154	35.509	215.0	43:16.147	20	1	1:53.813	22.797	55.581	35.435	210.9	45:09.960																																																																																																																																																																																																																																																																																																																										
20 Porsche 935 1976 1.Eric ZUCCATTI GT2											1	1	2:53.407	58.765	1:11.357	43.285	2:53.407	2	1	2:12.130	28.929	1:04.727	38.474	156.5	5:05.537	3	1	2:03.452	25.620	1:01.247	36.585	177.7	7:08.989	4	1	2:02.303	24.670	58.715	38.918	178.5	9:11.292	5	1	1:57.809	24.813	56.584	36.412	176.0	11:09.101	6	1	2:08.573	B	23.591	56.947	48.035	187.3	13:17.674	7	1	4:24.767	2:50.008	59.278	35.481	17:42.441	8	1	1:56.320	23.667	57.319	35.334	192.2	19:38.761	9	1	1:58.527	24.100	57.702	36.725	197.4	21:37.288	10	1	2:00.173	24.555	56.859	38.759	203.9	23:37.461	11	1	1:55.614	23.844	56.169	35.601	195.6	25:33.075	12	1	1:54.342	23.184	55.639	35.519	196.7	27:27.417	13	1	1:55.610	23.609	56.685	35.316	207.4	29:23.027	14	1	1:56.445	23.273	56.896	36.276	201.3	31:19.472	15	1	1:55.418	23.656	55.929	35.833	202.4	33:14.890	16	1	1:55.766	22.879	56.979	35.908	224.2	35:10.656	17	1	2:04.142	B	22.799	55.569	45.774	213.8	37:14.798	18	1	4:07.977	2:36.318	56.181	35.478	41:22.775	19	1	1:53.372	22.709	55.154	35.509	215.0	43:16.147	20	1	1:53.813	22.797	55.581	35.435	210.9	45:09.960																																																																																																																																																																																																																																																																																																																																																																																																																																																																													



CLASSIC ENDURANCE RACING 2
ESTORIL CLASSICS
PRIVATE PRACTICE

Sector Analysis

Lap	D	Time	Sector 1	Sector 2	Sector 3	T. Spd	Elapsed	Lap	D	Time	Sector 1	Sector 2	Sector 3	T. Spd	Elapsed	
31		Lola T297 1978 1. Dean DESANTIS 2. Josh TUGGLE						P-2L								
1	2	3:22.162	1:44.656	1:01.626	35.880		3:22.162	15	2	1:46.567	21.223	51.885	33.459	235.1	31:56.145	
2	2	1:53.246	23.034	54.812	35.400	212.5	5:15.408	16	2	1:48.906	21.208	54.174	33.524	235.1	33:45.051	
3	2	1:55.275	22.039	58.141	35.095	232.7	7:10.683	17	2	1:46.080	21.276	51.848	32.956	233.2	35:31.131	
4	2	1:49.479	23.186	53.162	33.131	206.6	9:00.162	18	2	1:59.408 B	21.378	52.183	45.847	226.0	37:30.539	
5	2	1:46.573	21.174	52.780	32.619	232.2	10:46.735									
6	2	1:47.865	21.147	52.940	33.778	233.7	12:34.600									
7	2	1:46.690	20.944	52.305	33.441	233.7	14:21.290									
8	2	1:47.378	21.036	53.620	32.722	232.2	16:08.668									
9	2	1:46.504	20.932	52.216	33.356	238.2	17:55.172									
10	2	1:45.687	20.621	51.985	33.081	246.1	19:40.859									
11	2	2:09.517 B	22.941	57.469	49.107	223.7	21:50.376									
12	2	4:38.066	3:12.044	53.153	32.869		26:28.442									
13	2	1:45.334	20.692	51.838	32.804	240.3	28:13.776									
14	2	1:46.926	22.059	52.332	32.535	246.1	30:00.702									
15	2	1:46.028	20.651	52.682	32.695	245.1	31:46.730									
16	2	2:01.363 B	20.297	54.202	46.864	248.4	33:48.093									
36		Lotus Esprit Gr.5 1979 1. Greg CATON 2. Kenneth BAIRD						GT2								
1	2	6:01.080	4:12.507	1:07.002	41.571		6:01.080									
2	2	2:08.351	25.606	1:03.279	39.466	179.1	8:09.431									
3	2	2:09.891	25.837	1:03.706	40.348	173.8	10:19.322									
4	2	2:01.289	24.999	58.924	37.366	188.9	12:20.611									
5	2	2:01.311	24.209	58.917	38.185	196.7	14:21.922									
6	2	2:16.839 B	23.312	59.525	54.002	216.3	16:38.761									
7	2	4:50.059	3:12.348	1:00.621	37.090		21:28.820									
8	2	1:59.924	25.583	57.979	36.362	190.6	23:28.744									
9	2	1:59.171	24.529	57.384	37.258	192.5	25:27.915									
10	2	1:59.094	24.414	56.925	37.755	202.0	27:27.009									
11	2	1:59.519	25.057	58.639	35.823	196.3	29:26.528									
12	2	1:57.977	23.384	58.375	36.218	193.9	31:24.505									
13	2	1:55.953	23.117	57.024	35.812	208.9	33:20.458									
14	2	2:56.230 B	23.003	1:40.339	52.888	205.8	36:16.688									
45		Chevron B36 1976 1. Gianluigi CANDIANI 2. Frédéric ROUVIER						P-2L								
1	1	2:35.806	53.470	1:05.544	36.792		2:35.806									
2	1	1:58.045	24.563	57.447	36.035	173.2	4:33.851									
3	1	1:54.668	23.575	55.854	35.239	199.1	6:28.519									
4	1	1:52.363	22.769	55.051	34.543	215.4	8:20.882									
5	1	1:51.279	22.141	54.839	34.299	221.9	10:12.161									
6	1	1:50.615	22.288	53.999	34.328	224.6	12:02.776									
7	1	1:51.332	22.388	54.717	34.227	212.5	13:54.108									
8	1	1:51.752	22.049	55.099	34.604	207.0	15:45.860									
9	1	1:51.054	22.317	54.801	33.936	227.9	17:36.914									
10	1	1:51.554	22.317	55.160	34.077	221.5	19:28.468									
11	1	2:11.636 B	22.921	56.789	51.926	216.7	21:40.104									
12	2	4:54.661	3:27.844	53.168	33.649		26:34.765									
13	2	1:48.140	21.573	53.172	33.395	232.7	28:22.905									
14	2	1:46.673	21.329	52.102	33.242	229.3	30:09.578									
49		TOJ SC303 1978 1. Dominique GUENAT						P+2L								
1	1	5:50.745	4:10.684	1:02.933	37.128		5:50.745									
2	1	1:52.293	24.322	54.745	33.226	194.2	7:43.038									
3	1	2:42.941 B	24.730	1:17.961	1:00.250	224.6	10:25.979									
4	1	6:51.156 B	4:28.111	1:20.713	1:02.332		17:17.135									
50		Lola T286 1976 1. Maxime GUENAT						P+2L								
1	1	5:34.487	4:03.273	56.721	34.493		5:34.487									
2	1	1:46.158	20.855	52.300	33.003	242.9	7:20.645									
3	1	1:47.091	20.702	51.976	34.413	247.2	9:07.736									
4	1	1:43.874	20.658	50.841	32.375	247.8	10:51.610									
5	1	1:44.733	20.708	51.039	32.986	248.9	12:36.343									
6	1	1:43.318	20.371	50.544	32.403	248.9	14:19.661									
7	1	1:43.518	20.397	50.830	32.291	260.0	16:03.179									
8	1	1:43.422	20.547	50.663	32.212	265.0	17:46.601									
9	1	1:53.983 B	20.206	51.339	42.438	258.2	19:40.584									
10	1	4:04.680	2:40.449	51.714	32.517		23:45.264									
11	1	1:42.729	19.908	50.718	32.103	267.6	25:27.993									
12	1	1:43.587	20.312	51.102	32.173	252.9	27:11.580									
13	1	1:41.876	19.846	50.001	32.029	270.2	28:53.456									
14	1	1:43.236	20.750	50.299	32.187	263.8	30:36.692									
15	1	1:41.687	20.246	49.604	31.837	258.2	32:18.379									
16	1	1:41.149	19.973	49.566	31.610	270.9	33:59.528									
17	1	1:40.415	19.813	49.101	31.501	267.6	35:39.943									
18	1	1:57.357 B	20.449	51.966	44.942	261.9	37:37.300									
19	1	4:29.072 B	2:54.031	52.768	42.273		42:06.372									
54		Porsche 935 1979 1. Dennis BUSCH 2. Marc BUSCH						GT2								
1	1	6:29.540	4:56.477	58.704	34.359		6:29.540									
2	1	1:48.591	22.175	52.922	33.494	208.1	8:18.131									
3	1	1:46.251	21.348	51.673	33.230	228.3	10:04.382									
4	1	1:45.313	20.899	51.645	32.769	237.7	11:49.695									
5	1	2:13.258 B	23.217	58.691	51.350	216.7	14:02.953									
6	2	5:17.229	3:48.219	55.203	33.807		19:20.182									
7	2	1:48.078	22.040	52.567	33.471	221.9	21:08.260									
8	2	1:46.546	20.796	52.255	33.495	231.2	22:54.806									
9	2	1:46.607	21.428	51.585	33.594	230.7	24:41.413									
10	2	1:45.992	21.264	51.507	33.221	232.2	26:27.405									
11	2	1:45.275	20.712	51.518	33.045	239.7	28:12.680									
12	2	2:06.501 B	22.914	56.889	46.698	208.9	30:19.181									
56		BMW M1 Procar 1979 1. Sebastian GLASER						GT2								
1	1	12:55.016	...	1:11.786	40.330		12:55.016									
2	1	2:18.135 B	26.303	1:02.511	49.321	188.0	15:13.151									



CLASSIC ENDURANCE RACING 2
ESTORIL CLASSICS
PRIVATE PRACTICE

Sector Analysis

ESTORIL 4.182 Km.

Lap under Red Flag Invalidated Lap Personal Best Session Best B Crossing the pit lane

Lap	D	Time	Sector 1	Sector 2	Sector 3	T. Spd	Elapsed	Lap	D	Time	Sector 1	Sector 2	Sector 3	T. Spd	Elapsed
3	1	5:34.399	4:03.081	56.987	34.331		20:47.550	9	1	1:45.068	20.303	51.807	32.958	239.2	24:06.714
4	1	1:47.971	22.014	52.706	33.251	215.9	22:35.521	10	1	1:42.370	20.551	50.007	31.812	234.2	25:49.084
5	1	1:57.801	21.250	52.591	43.960	234.2	24:33.322	11	1	2:06.255	22.312	56.577	47.366	214.6	27:55.339
6	1	7:21.787	5:53.547	54.294	33.946		31:55.109								
7	1	2:02.595	21.421	56.387	44.787	237.7	33:57.704								

66 Lola T298 1979
1. Frédéric DA ROCHA P-2L

1	1	3:06.368	1:24.511	1:03.564	38.293		3:06.368
2	1	2:01.712	24.660	1:00.076	36.976	199.5	5:08.080
3	1	1:56.063	24.842	56.384	34.837	218.0	7:04.143
4	1	2:05.454	23.060	56.843	45.551	221.0	9:09.597
5	1	3:29.356	1:57.662	56.583	35.111		12:38.953
6	1	1:51.263	23.031	53.821	34.411	241.8	14:30.216
7	1	1:52.211	23.023	53.874	35.314	249.5	16:22.427
8	1	1:49.723	21.698	53.734	34.291	255.2	18:12.150
9	1	1:49.477	21.296	53.745	34.436	254.1	20:01.627
10	1	2:11.965	23.473	1:00.146	48.346	238.7	22:13.592
11	1	5:44.450	4:12.305	57.116	35.029		27:58.042
12	1	1:52.870	21.742	56.110	35.018	248.9	29:50.912
13	1	1:50.241	21.564	53.752	34.925	249.5	31:41.153
14	1	1:52.541	21.770	56.156	34.615	246.1	33:33.694
15	1	2:07.166	22.085	59.068	46.013	249.5	35:40.860
16	1	6:08.771	4:37.785	56.156	34.830		41:49.631
17	1	1:49.772	21.790	53.637	34.345	247.8	43:39.403
18	1	1:49.589	21.669	53.572	34.348	248.4	45:28.992

80 Ferrari 512 BBLM 1982
1. Olivier BREITTMAYER GT2

1	1	3:06.799	1:20.810	1:05.174	40.815		3:06.799
2	1	2:05.456	25.347	1:01.605	38.504	176.3	5:12.255
3	1	1:58.286	24.174	58.748	35.364	207.4	7:10.541
4	1	1:58.717	24.252	58.153	36.312	215.0	9:09.258
5	1	1:50.525	22.026	54.356	34.143	231.7	10:59.783
6	1	1:51.370	21.813	54.898	34.659	224.6	12:51.153
7	1	1:49.652	21.675	54.257	33.720	235.7	14:40.805
8	1	1:52.705	21.713	55.582	35.410	229.3	16:33.510
9	1	1:48.758	21.524	53.386	33.848	235.1	18:22.268
10	1	2:10.351	22.178	55.357	52.816	245.1	20:32.619
11	1	8:18.306	6:43.378	59.794	35.134		28:50.925
12	1	1:49.879	22.956	53.755	33.168	207.7	30:40.804
13	1	1:59.037	21.366	54.196	43.475	223.7	32:39.841

81 Ford Capri Zakspeed Turbo 1981
1. Emile BREITTMAYER GT2

1	1	6:48.174	5:12.830	59.423	35.921		6:48.174
2	1	1:47.950	21.268	53.102	33.580	235.1	8:36.124
3	1	1:44.965	20.946	51.511	32.508	233.7	10:21.089
4	1	1:47.164	21.939	52.159	33.066	209.7	12:08.253
5	1	1:45.571	21.205	51.155	33.211	221.9	13:53.824
6	1	1:43.235	20.644	50.757	31.834	227.4	15:37.059
7	1	1:59.614	20.589	50.406	48.619	240.3	17:36.673
8	1	4:44.973	3:19.560	52.672	32.741		22:21.646

85 Lola T292 1973
1. Tony SINCLAIR P-2L
2. Nick PADMORE

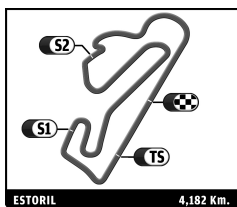
1	1	2:17.483	45.420	57.855	34.208		2:17.483
2	1	1:47.322	21.810	52.727	32.785	230.2	4:04.805
3	1	1:46.111	21.073	52.415	32.623	240.3	5:50.916
4	1	1:48.343	22.395	52.646	33.302	211.3	7:39.259
5	1	2:14.757	21.619	55.555	57.583	238.2	9:54.016
6	1	4:31.728	3:04.576	54.476	32.676		14:25.744
7	1	1:46.538	21.005	52.619	32.914	229.3	16:12.282
8	1	1:45.523	20.784	52.055	32.684	242.4	17:57.805
9	1	2:15.930	21.326	1:01.987	52.617	234.2	20:13.735
10	1	4:35.579	3:03.042	59.024	33.513		24:49.314
11	1	1:46.770	21.142	53.105	32.523	222.8	26:36.084
12	1	1:45.705	20.783	52.111	32.811	237.2	28:21.789
13	1	2:14.712	21.088	1:00.724	52.900	225.6	30:36.501
14	2	4:28.233	3:03.245	52.351	32.637		35:04.734
15	2	1:41.449	20.051	49.972	31.426	251.2	36:46.183
16	2	1:59.921	21.608	53.688	44.625	215.4	38:46.104

88 BMW M1 Procar 1979
1. Steven OSBORNE GT2
2. Chris WARD

1	2	2:29.301	47.041	1:05.518	36.742		2:29.301
2	2	1:51.587	22.507	54.976	34.104	221.9	4:20.888
3	2	1:48.602	21.996	52.982	33.624	221.9	6:09.490
4	2	1:46.890	21.246	52.281	33.363	232.7	7:56.380
5	2	2:10.664	21.173	55.142	54.349	228.3	10:07.044
6	1	12:48.458	...	59.927	36.020		22:55.502
7	1	1:52.182	22.817	54.417	34.948	215.4	24:47.684
8	1	1:50.823	22.015	54.667	34.141	224.2	26:38.507
9	1	1:50.813	22.139	53.417	35.257	229.3	28:29.320
10	1	1:50.570	21.799	53.673	35.098	236.7	30:19.890
11	1	2:02.593	23.366	56.956	42.271	206.6	32:22.483
12	1	5:02.132	3:31.448	55.586	35.098		37:24.615
13	1	2:06.561	25.167	57.664	43.730	180.6	39:31.176

90 Porsche 935 K3 1980
1. Andreas ROLNER GT2
2. Michael HOLDEN

1	1	2:58.341	50.636	1:11.588	56.117		2:58.341
2	1	2:13.146	26.505	1:05.193	41.448	175.2	5:11.487
3	1	2:02.663	24.529	1:00.990	37.144	195.3	7:14.150
4	1	1:57.296	23.287	57.022	36.987	240.3	9:11.446
5	1	1:53.429	22.339	55.474	35.616	235.1	11:04.875
6	1	1:52.531	22.263	54.761	35.507	233.7	12:57.406
7	1	1:55.120	22.454	55.846	36.820	213.4	14:52.526
8	1	1:51.361	22.018	54.444	34.899	226.0	16:43.887
9	1	2:12.127	22.925	57.354	51.848	241.3	18:56.014
10	2	3:48.673	2:16.159	57.195	35.319		22:44.687
11	2	1:50.249	22.783	53.700	33.766	207.4	24:34.936
12	2	1:47.013	21.762	52.048	33.203	209.3	26:21.949



CLASSIC ENDURANCE RACING 2
ESTORIL CLASSICS
PRIVATE PRACTICE

Sector Analysis

ESTORIL 4,182 Km.

Lap under Red Flag Invalidated Lap Personal Best Session Best B Crossing the pit lane

Lap	D	Time	Sector 1	Sector 2	Sector 3	T. Spd	Elapsed	Lap	D	Time	Sector 1	Sector 2	Sector 3	T. Spd	Elapsed
13	2	1:45.503	21.472	51.321	32.710	221.5	28:07.452	2	1	2:05.833	25.329	1:01.796	38.708	189.2	5:10.888
14	2	2:02.549B	21.476	51.450	49.623	221.5	30:10.001	3	1	1:54.121	23.281	56.521	34.319	207.0	7:05.009
15	2	3:53.087	2:22.982	57.042	33.063		34:03.088	4	1	1:50.469	22.688	53.640	34.141	229.3	8:55.478
16	2	1:46.013	21.166	51.605	33.242	236.2	35:49.101	5	1	1:49.635	21.813	53.552	34.270	251.2	10:45.113
17	2	1:44.793	21.187	50.864	32.742	223.7	37:33.894	6	1	1:54.008	22.571	56.895	34.542	250.6	12:39.121
18	2	2:10.965B	23.144	57.783	50.038	209.3	39:44.859	7	1	1:48.935	22.198	52.862	33.875	239.2	14:28.056
								8	1	2:06.952B	22.934	54.050	49.968	208.5	16:35.008

108 **Chevron B21 1972**
1.Carlos TAVARES P-2L

1	1	2:53.907	49.543	1:17.684	46.680		2:53.907
2	1	2:23.638	29.939	1:11.407	42.292	158.3	5:17.545
3	1	2:14.401	28.170	1:05.450	40.781	165.4	7:31.946
4	1	2:33.712B	28.215	1:06.282	59.215	185.4	10:05.658
5	1	3:58.398	2:10.220	1:08.183	39.995		14:04.056
6	1	2:29.788B	26.889	1:06.238	56.661	196.7	16:33.844
7	1	4:53.148	3:07.735	1:05.962	39.451		21:26.992
8	1	2:11.292	26.849	1:04.228	40.215	187.3	23:38.284
9	1	2:06.712	25.098	1:03.463	38.151	205.0	25:44.996
10	1	2:06.079	25.613	1:02.697	37.769	185.1	27:51.075
11	1	2:03.552	25.048	1:01.379	37.125	198.1	29:54.627
12	1	2:22.538B	25.265	1:01.308	55.965	190.9	32:17.165
13	1	6:04.922	4:21.040	1:05.032	38.850		38:22.087
14	1	2:03.843	25.357	59.997	38.489	190.2	40:25.930
15	1	2:00.855	24.543	59.606	36.706	197.4	42:26.785
16	1	2:01.948	24.227	59.949	37.772	203.2	44:28.733
17	1	2:00.509	23.941	59.772	36.796	205.0	46:29.242

131 **Chevron B31 1975**
1.Ross HYETT P-2L
2.Charlie HYETT

1	1	2:26.870	51.347	59.828	35.695		2:26.870
2	1	1:51.550	22.590	55.501	33.459	221.5	4:18.420
3	1	1:47.665	21.707	52.929	33.029	224.6	6:06.085
4	1	1:49.183	21.528	51.108	36.547	227.4	7:55.268
5	1	1:43.391	20.912	50.344	32.135	242.9	9:38.659
6	1	1:50.795B	21.219	50.335	39.241	212.9	11:29.454
7	1	3:21.328	1:57.831	50.808	32.689		14:50.782
8	1	2:00.353B	20.590	54.880	44.883	241.3	16:51.135
9	1	4:24.162	2:52.537	55.631	35.994		21:15.297
10	1	1:49.154	21.892	54.466	32.796	234.6	23:04.451
11	1	1:47.127	21.277	52.877	32.973	238.7	24:51.578
12	1	1:47.022	21.514	52.206	33.302	233.2	26:38.600
13	1	1:46.203	21.247	51.873	33.083	240.3	28:24.803
14	1	1:45.997	20.804	52.183	33.010	244.0	30:10.800
15	1	1:46.082	21.166	51.937	32.979	241.3	31:56.882
16	1	1:47.624	21.069	53.183	33.372	234.6	33:44.506
17	1	1:45.881	21.155	51.968	32.758	235.1	35:30.387
18	1	2:13.332B	24.917	1:00.805	47.610	202.4	37:43.719
19	1	6:16.389	4:49.154	53.982	33.253		44:00.108
20	1	1:47.338	21.762	52.695	32.881	228.8	45:47.446

180 **Porsche 934/5 1977**
1.Lars ROLNER GT2

1	1	3:05.055	1:14.740	1:09.832	40.483		3:05.055
---	---	----------	----------	----------	--------	--	----------

188 **March 75S 1975**
1.Kevin COOKE P-2L

1	1	3:43.227	1:54.197	1:09.104	39.926		3:43.227
2	1	2:06.087	25.298	1:02.234	38.555	190.2	5:49.314
3	1	2:00.593	24.915	59.131	36.547	182.4	7:49.907
4	1	1:56.127	23.334	56.260	36.533	218.0	9:46.034
5	1	1:53.808	22.392	55.994	35.422	235.7	11:39.842
6	1	2:06.631B	22.696	55.354	48.581	245.6	13:46.473
7	1	9:24.518	7:48.132	1:00.525	35.861		23:10.991
8	1	1:54.028	22.601	56.555	34.872	223.7	25:05.019
9	1	1:50.899	22.437	54.306	34.156	230.7	26:55.918
10	1	1:54.840	22.254	55.704	36.882	244.0	28:50.758
11	1	2:13.465B	24.142	58.278	51.045	227.4	31:04.223

600 **Lola T600 1981**
1.Philippe SCEMAMA P+2L
2.Laurent FORT

1	1	2:12.529	38.635	58.806	35.088		2:12.529
2	1	1:48.944	22.490	53.122	33.332	208.5	4:01.473
3	1	1:48.254	21.430	52.766	34.058	219.7	5:49.727
4	1	1:46.283	21.698	51.881	32.704	218.0	7:36.010
5	1	2:01.518B	22.092	52.672	46.754	210.9	9:37.528
6	2	4:54.772	3:24.957	55.767	34.048		14:32.300
7	2	1:48.826	21.457	51.698	35.671	231.7	16:21.126
8	2	1:44.954	21.326	50.815	32.813	235.1	18:06.080
9	2	1:46.136	21.406	51.367	33.363	212.5	19:52.216
10	2	2:17.063B	21.198	50.924	1:04.941	236.7	22:09.279
11	2	3:49.482	2:23.701	52.164	33.617		25:58.761
12	2	1:45.521	20.946	51.411	33.164	240.8	27:44.282
13	2	1:45.584	21.717	50.510	33.357	212.1	29:29.866
14	2	1:45.312	20.411	51.404	33.497	257.0	31:15.178
15	2	1:44.079	20.732	50.287	33.060	247.2	32:59.257
16	2	1:45.114	21.198	50.767	33.149	238.7	34:44.371
17	2	1:45.668	21.150	50.790	33.728	240.8	36:30.039
18	2	2:02.576B	21.422	53.309	47.845	262.5	38:32.615
19	2	4:05.239	2:38.960	52.388	33.891		42:37.854
20	2	1:47.264	21.108	52.504	33.652	250.6	44:25.118