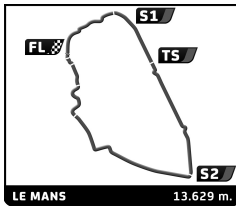




LE MANS CLASSIC®



ENDURANCE RACING LEGENDS LE MANS CLASSIC 2025 QUALIFYING 2

Sector Analysis

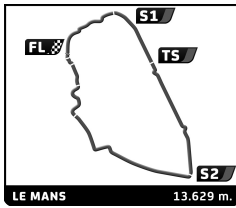
Lap under Red Flag Invalidated Lap Personal Best Session Best B Crossing the pit lane

| Lap | D | Time | Sector 1 | Sector 2 | Sector 3 | T. Spd | Elapsed | Lap | D | Time | Sector 1 | Sector 2 | Sector 3 | T. Spd | Elapsed | | |
|-----------|---|--|---------------|-----------------|-----------------|--------|-----------|-----|---|------|----------|----------|----------|--------|---------|--|--|
| 2 | | Maserati MC12 GT1 2008 1. Alexander RITTWEGER 2. Sam HANCOCK GT1B | | | | | | | | | | | | | | | |
| 1 | 1 | 7:04.678 | | | 3:22.547 | 78.2 | 7:04.678 | | | | | | | | | | |
| 2 | 1 | 4:15.535 | 42.170 | 1:36.288 | 1:57.077 | 252.3 | 11:20.213 | | | | | | | | | | |
| 3 | 1 | 4:06.809 | 39.062 | 1:32.074 | 1:55.673 | 302.7 | 15:27.022 | | | | | | | | | | |
| 4 | 1 | 5:15.351 | 40.331 | 2:37.800 | 1:57.220 | 77.4 | 20:42.373 | | | | | | | | | | |
| 5 | 1 | 4:00.235 | 39.167 | 1:31.005 | 1:50.063 | 300.2 | 24:42.608 | | | | | | | | | | |
| 6 | 1 | 4:18.466 B | 38.808 | 1:31.085 | 2:08.573 | 302.7 | 29:01.074 | | | | | | | | | | |
| 3 | | Audi R8 LMP 2002 1. Shaun LYNN LMP1B | | | | | | | | | | | | | | | |
| 1 | 1 | 8:24.821 | 3:25.632 | 3:00.977 | 1:58.212 | 80.0 | 8:24.821 | | | | | | | | | | |
| 2 | 1 | 4:15.870 | 39.140 | 1:31.594 | 2:05.136 | 300.2 | 12:40.691 | | | | | | | | | | |
| 3 | 1 | 4:18.844 | 38.363 | 1:47.296 | 1:53.185 | 68.7 | 16:59.535 | | | | | | | | | | |
| 4 | 1 | 4:23.180 | 39.122 | 1:41.176 | 2:02.882 | 175.4 | 21:22.715 | | | | | | | | | | |
| 5 | 1 | 4:00.986 | 37.934 | 1:28.442 | 1:54.610 | 282.3 | 25:23.701 | | | | | | | | | | |
| 6 | 1 | 4:33.774 B | 38.206 | 1:26.115 | 2:29.453 | 319.5 | 29:57.475 | | | | | | | | | | |
| 5 | | BMW M3 E36 GT 2000 1. Scooter GABEL GT2B | | | | | | | | | | | | | | | |
| 1 | 1 | 7:46.984 | 44.524 | 4:25.957 | 2:36.503 | 80.1 | 7:46.984 | | | | | | | | | | |
| 2 | 1 | 4:35.979 | 44.066 | 1:44.706 | 2:07.207 | 244.4 | 12:22.963 | | | | | | | | | | |
| 3 | 1 | 4:33.989 | 42.071 | 1:48.778 | 2:03.140 | 177.1 | 16:56.952 | | | | | | | | | | |
| 4 | 1 | 4:53.144 | 42.557 | 2:05.618 | 2:04.969 | 202.7 | 21:50.096 | | | | | | | | | | |
| 5 | 1 | 4:24.935 | 41.037 | 1:40.221 | 2:03.677 | 275.2 | 26:15.031 | | | | | | | | | | |
| 7 | | Bentley Speed 8 2003 1. Maxwell LYNN LMP1B | | | | | | | | | | | | | | | |
| 1 | 1 | 8:15.613 | 3:13.634 | 3:08.970 | 1:53.009 | 82.8 | 8:15.613 | | | | | | | | | | |
| 2 | 1 | 4:12.924 | 36.310 | 1:31.974 | 2:04.640 | 320.4 | 12:28.537 | | | | | | | | | | |
| 3 | 1 | 4:11.506 | 38.413 | 1:40.966 | 1:52.127 | 148.2 | 16:40.043 | | | | | | | | | | |
| 4 | 1 | 4:35.057 | 40.981 | 1:53.670 | 2:00.406 | 182.7 | 21:15.100 | | | | | | | | | | |
| 5 | 1 | 3:58.300 | 36.921 | 1:38.804 | 1:47.575 | 254.1 | 25:13.400 | | | | | | | | | | |
| 6 | 1 | 4:16.021 B | 35.297 | 1:28.240 | 2:12.484 | 304.3 | 29:29.421 | | | | | | | | | | |
| 9 | | Audi R8 LMP 2000 1. Niklas HALUSA LMP1B | | | | | | | | | | | | | | | |
| 1 | 1 | 6:40.998 | | | 3:49.469 | | 6:40.998 | | | | | | | | | | |
| 2 | 1 | 4:04.961 | 40.945 | 1:30.083 | 1:53.933 | 320.4 | 10:45.959 | | | | | | | | | | |
| 3 | 1 | 3:56.194 | 37.147 | 1:29.123 | 1:49.924 | 284.5 | 14:42.153 | | | | | | | | | | |
| 4 | 1 | 5:06.262 | 38.598 | 2:38.366 | 1:49.298 | 73.7 | 19:48.415 | | | | | | | | | | |
| 5 | 1 | 3:56.114 | 37.026 | 1:26.041 | 1:53.047 | 326.1 | 23:44.529 | | | | | | | | | | |
| 6 | 1 | 5:18.562 B | 1:37.223 | 1:30.244 | 2:11.095 | 298.5 | 29:03.091 | | | | | | | | | | |
| 12 | | Porsche 993 GT2 1999 1. Henrique GEMPERLE 2. Marc de SIEBENTHAL GT2A | | | | | | | | | | | | | | | |
| 1 | 1 | 7:45.440 | 21.429 | 4:27.179 | 2:56.832 | 70.7 | 7:45.440 | | | | | | | | | | |
| 2 | 1 | 4:53.451 | 47.822 | 1:47.639 | 2:17.990 | 250.0 | 12:38.891 | | | | | | | | | | |
| 3 | 1 | 5:27.887 | 45.305 | 2:30.381 | 2:12.201 | 82.5 | 18:06.778 | | | | | | | | | | |
| 4 | 1 | 4:39.884 | 44.782 | 1:41.913 | 2:13.189 | 284.5 | 22:46.662 | | | | | | | | | | |
| 5 | 1 | 4:40.476 | 45.992 | 1:43.193 | 2:11.291 | 272.5 | 27:27.138 | | | | | | | | | | |
| 14 | | Dome S101 2002 1. Felipe ORTIZ 2. Nico VERDONCK LMP1B | | | | | | | | | | | | | | | |
| 1 | 1 | 6:41.081 | | | 3:41.196 | | 6:41.081 | | | | | | | | | | |
| 2 | 1 | 3:47.093 | 37.744 | 1:24.839 | 1:44.510 | 330.1 | 10:28.174 | | | | | | | | | | |
| 3 | 1 | 3:41.908 | 36.085 | 1:23.075 | 1:42.748 | 338.3 | 14:10.082 | | | | | | | | | | |
| 4 | 1 | 5:17.712 B | 36.272 | 2:50.034 | 1:51.406 | 80.5 | 19:27.794 | | | | | | | | | | |
| 5 | 1 | 5:42.031 | 2:22.593 | 1:28.192 | 1:51.246 | 341.4 | 25:09.825 | | | | | | | | | | |
| 15 | | Dome S101 2001 1. Ivan VERCOUTERE 2. Alex MÜLLER LMP1B | | | | | | | | | | | | | | | |
| 1 | 1 | 6:31.377 | | | 3:43.684 | | 6:31.377 | | | | | | | | | | |
| 2 | 1 | 3:47.755 | 36.149 | 1:26.294 | 1:45.312 | 318.5 | 10:19.132 | | | | | | | | | | |
| 3 | 1 | 3:47.991 | 35.674 | 1:26.113 | 1:46.204 | 317.6 | 14:07.123 | | | | | | | | | | |
| 4 | 1 | 5:08.413 B | 35.457 | 2:34.799 | 1:58.157 | 80.0 | 19:15.536 | | | | | | | | | | |
| 5 | 1 | 6:34.673 | 3:09.061 | 1:30.971 | 1:54.641 | 275.9 | 25:50.209 | | | | | | | | | | |
| 17 | | Pescarolo C60 2005 1. David HART 2. Olivier HART LMP1B | | | | | | | | | | | | | | | |
| 1 | 1 | 6:47.734 | | | 3:18.166 | 75.4 | 6:47.734 | | | | | | | | | | |
| 2 | 1 | 3:57.185 | 37.757 | 1:29.480 | 1:49.948 | 290.6 | 10:44.919 | | | | | | | | | | |
| 18 | | Porsche 997 GT2 RSR 2009 1. Frédéric LAURENT 2. David CUFF GT2C | | | | | | | | | | | | | | | |
| 1 | 1 | 7:53.161 | 25.327 | 4:28.432 | 2:59.402 | 60.6 | 7:53.161 | | | | | | | | | | |
| 2 | 1 | 4:51.905 | 45.495 | 1:46.583 | 2:19.827 | 257.7 | 12:45.066 | | | | | | | | | | |
| 3 | 1 | 5:33.570 | 45.167 | 2:36.382 | 2:12.021 | 75.6 | 18:18.636 | | | | | | | | | | |
| 4 | 1 | 4:51.625 B | 45.671 | 1:43.539 | 2:22.415 | 263.3 | 23:10.261 | | | | | | | | | | |
| 5 | 1 | 6:16.330 B | 2:10.799 | 1:42.517 | 2:23.014 | 243.3 | 29:26.591 | | | | | | | | | | |
| 21 | | Porsche 996 GT3-RSR 2006 1. David SARNY GT2C | | | | | | | | | | | | | | | |
| 1 | 1 | 7:25.278 | | | 3:10.994 | 95.1 | 7:25.278 | | | | | | | | | | |
| 2 | 1 | 4:27.222 | 44.614 | 1:40.624 | 2:01.984 | 246.6 | 11:52.500 | | | | | | | | | | |
| 3 | 1 | 4:24.896 | 41.349 | 1:41.165 | 2:02.382 | 190.3 | 16:17.396 | | | | | | | | | | |
| 4 | 1 | 5:02.777 B | 43.177 | 2:07.093 | 2:12.507 | 245.0 | 21:20.173 | | | | | | | | | | |
| 5 | 1 | 6:01.983 | 2:21.607 | 1:38.025 | 2:02.351 | 289.8 | 27:22.156 | | | | | | | | | | |
| 22 | | Porsche 993 GT2 Evo 1999 1. Sebastian GLASER GT2A | | | | | | | | | | | | | | | |
| 1 | 1 | 7:26.968 | 13.765 | 4:26.306 | 2:46.897 | 78.2 | 7:26.968 | | | | | | | | | | |
| 2 | 1 | 4:22.595 | 42.535 | 1:38.714 | 2:01.346 | 238.0 | 11:49.563 | | | | | | | | | | |
| 3 | 1 | 4:47.378 | 42.382 | 1:40.821 | 2:24.175 | 196.5 | 16:36.941 | | | | | | | | | | |
| 4 | 1 | 5:02.895 | 41.482 | 2:05.484 | 2:15.929 | 183.6 | 21:39.836 | | | | | | | | | | |
| 5 | 1 | 4:16.199 | 42.003 | 1:35.293 | 1:58.903 | 292.1 | 25:56.035 | | | | | | | | | | |
| 24 | | Lamborghini Murciélago LP670 R-SV 2010 1. Eric HELARY GT1A | | | | | | | | | | | | | | | |
| 1 | 1 | 7:58.936 | 55.356 | 4:22.002 | 2:41.578 | 95.7 | 7:58.936 | | | | | | | | | | |
| 2 | 1 | 4:22.954 | 41.123 | 1:36.135 | 2:05.696 | 281.6 | 12:21.890 | | | | | | | | | | |
| 3 | 1 | 5:26.631 B | 42.324 | 1:56.452 | 2:47.855 | 173.7 | 17:48.521 | | | | | | | | | | |





LE MANS CLASSIC®



ENDURANCE RACING LEGENDS LE MANS CLASSIC 2025 QUALIFYING 2

Sector Analysis

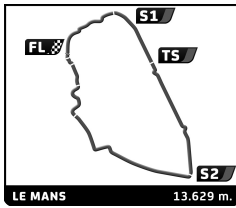
Lap under Red Flag Invalidated Lap Personal Best Session Best Crossing the pit lane

| Lap | D | Time | Sector 1 | Sector 2 | Sector 3 | T. Spd | Elapsed | Lap | D | Time | Sector 1 | Sector 2 | Sector 3 | T. Spd | Elapsed |
|-----------|---|---------------------------|---------------|-----------------|-----------------|--------|-----------|-----------|---|--------------------------|---------------|-----------------|-----------------|--------|-----------|
| 25 | | MG EX264 2005 | | | | | LMP2B | 35 | | Porsche 993 GT2 Evo 1999 | | | | | GT2A |
| | | 1.Mike NEWTON | | | | | | | | 1.Paul MCLEAN | | | | | |
| 1 | 1 | 7:20.103 | | | 3:08.131 | 75.2 | 7:20.103 | 1 | 1 | 7:28.890 | 14.533 | 4:26.663 | 2:47.694 | 71.6 | 7:28.890 |
| 2 | 1 | 4:10.239 | 39.792 | 1:33.917 | 1:56.530 | 309.5 | 11:30.342 | 2 | 1 | 4:22.320 | 41.828 | 1:38.350 | 2:02.142 | 250.6 | 11:51.210 |
| 3 | 1 | 4:05.924 | 40.171 | 1:29.795 | 1:55.958 | 301.8 | 15:36.266 | 3 | 1 | 4:25.981 | 42.295 | 1:40.516 | 2:03.170 | 197.6 | 16:17.191 |
| 4 | 1 | 5:29.357 | 40.607 | 2:43.058 | 2:05.692 | 92.7 | 21:05.623 | 4 | 1 | 5:02.225 | 42.850 | 2:13.649 | 2:05.726 | 234.5 | 21:19.416 |
| 5 | 1 | 4:00.563 | 39.659 | 1:29.422 | 1:51.482 | 313.1 | 25:06.186 | 5 | 1 | 4:17.716 | 41.673 | 1:36.554 | 1:59.489 | 287.5 | 25:37.132 |
| 6 | 1 | 4:30.327 B | 39.654 | 1:29.393 | 2:21.280 | 312.2 | 29:36.513 | | | | | | | | |
| 26 | | Lola B98/10 1999 | | | | | LMP1A | 36 | | Porsche 993 GT2 1997 | | | | | GT2A |
| | | 1.Philippe COLANCON | | | | | | | | 1.Mark SUMPTER | | | | | |
| 1 | 1 | 6:37.748 | | | 3:47.432 | | 6:37.748 | 1 | 1 | 7:11.046 | | | 3:35.508 | 72.5 | 7:11.046 |
| 2 | 1 | 4:12.358 | 41.283 | 1:31.494 | 1:59.581 | 309.5 | 10:50.106 | 2 | 1 | 4:31.339 | 44.058 | 1:40.622 | 2:06.659 | 242.3 | 11:42.385 |
| 3 | 1 | 4:06.540 | 39.928 | 1:31.079 | 1:55.533 | 314.0 | 14:56.646 | 3 | 1 | 4:24.791 | 43.300 | 1:38.854 | 2:02.637 | 260.1 | 16:07.176 |
| 4 | 1 | 5:33.125 | 40.890 | 2:49.055 | 2:03.180 | 77.7 | 20:29.771 | 4 | 1 | 5:40.975 | 42.677 | 2:28.633 | 2:29.665 | 179.7 | 21:48.151 |
| 5 | 1 | 4:00.854 | 39.050 | 1:29.719 | 1:52.085 | 310.4 | 24:30.625 | 5 | 1 | 4:22.134 | 41.908 | 1:38.600 | 2:01.626 | 275.2 | 26:10.285 |
| 6 | 1 | 4:25.993 | 44.319 | 1:40.159 | 2:01.515 | 263.9 | 28:56.618 | | | | | | | | |
| 29 | | Porsche 996 GT3-RSR 2006 | | | | | GT2C | 39 | | Lola B05/40 2005 | | | | | LMP2B |
| | | 1.Christian TRABER | | | | | | | | 1.Peter WOLF | | | | | |
| | | 2.Nicolas TRABER | | | | | | | | 1.Peter WOLF | | | | | |
| 1 | 1 | 7:44.009 | 45.301 | 4:26.079 | 2:32.629 | 82.4 | 7:44.009 | 1 | 1 | 7:37.140 | 22.594 | 4:27.377 | 2:47.169 | 77.7 | 7:37.140 |
| 2 | 1 | 4:31.021 | 44.785 | 1:43.341 | 2:02.895 | 248.3 | 12:15.030 | 2 | 1 | 4:20.936 | 44.931 | 1:37.174 | 1:58.831 | 257.7 | 11:58.076 |
| 3 | 1 | 4:34.213 B | 42.156 | 1:40.592 | 2:11.465 | 213.4 | 16:49.243 | 3 | 1 | 4:14.865 | 40.359 | 1:37.112 | 1:57.394 | 223.0 | 16:12.941 |
| 4 | 1 | 6:22.287 | 2:32.412 | 1:40.692 | 2:09.183 | 283.8 | 23:11.530 | | | | | | | | |
| 5 | 1 | 4:29.384 | 42.184 | 1:38.088 | 2:09.112 | 241.2 | 27:40.914 | | | | | | | | |
| 30 | | Ferrari F430 GTC Evo 2008 | | | | | GT2C | 40 | | Ford GT GT1 2010 | | | | | GT1B |
| | | 1.Mauro RICCI | | | | | | | | 1.Philippe SCEMAMA | | | | | |
| | | 2.Mauro RICCI | | | | | | | | 2.Laurent FORT | | | | | |
| 1 | 1 | 7:22.226 | | | 3:11.818 | 79.3 | 7:22.226 | 1 | 1 | 7:38.932 | 8.519 | 4:23.442 | 3:06.971 | 78.2 | 7:38.932 |
| 2 | 1 | 4:35.796 | 45.774 | 1:43.584 | 2:06.438 | 235.5 | 11:58.022 | 2 | 1 | 4:41.607 | 47.684 | 1:44.713 | 2:09.210 | 241.7 | 12:20.539 |
| 3 | 1 | 4:35.149 | 43.311 | 1:45.653 | 2:06.185 | 175.1 | 16:33.171 | 3 | 1 | 4:33.692 | 43.361 | 1:43.612 | 2:06.719 | 208.9 | 16:54.231 |
| 4 | 1 | 4:58.595 | 43.719 | 2:03.876 | 2:11.000 | 172.1 | 21:31.766 | 4 | 1 | 4:36.913 | 43.587 | 1:45.052 | 2:08.274 | 175.4 | 21:31.144 |
| 5 | 1 | 4:31.393 | 42.826 | 1:40.804 | 2:07.763 | 281.6 | 26:03.159 | 5 | 1 | 4:26.069 | 41.897 | 1:38.507 | 2:05.665 | 275.9 | 25:57.213 |
| 31 | | Courage C65 2004 | | | | | LMP2B | 43 | | Lotus Elise GT1 1997 | | | | | GT1A |
| | | 1.Mark DRAIN | | | | | | | | 1.Mike HEZEMANS | | | | | |
| 1 | 1 | 6:46.811 | | | 3:44.811 | | 6:46.811 | 1 | 1 | 7:24.105 | | | 3:09.028 | 88.3 | 7:24.105 |
| 2 | 1 | 4:20.068 | 42.472 | 1:34.523 | 2:03.073 | 273.8 | 11:06.879 | 2 | 1 | 4:06.523 | 41.576 | 1:29.094 | 1:55.853 | 318.5 | 11:30.628 |
| 3 | 1 | 4:13.018 | 39.705 | 1:34.738 | 1:58.575 | 213.8 | 15:19.897 | 3 | 1 | 5:10.763 B | 41.024 | 1:49.164 | 2:40.575 | 230.5 | 16:41.391 |
| 4 | 1 | 5:23.858 | 40.627 | 2:42.008 | 2:01.223 | 89.4 | 20:43.755 | 4 | 1 | 11:20.760 B | 6:49.989 | 1:54.162 | 2:36.609 | 238.0 | 28:02.151 |
| 5 | 1 | 4:10.432 | 40.280 | 1:31.800 | 1:58.352 | 275.2 | 24:54.187 | | | | | | | | |
| 6 | 1 | 4:38.317 B | 40.486 | 1:33.582 | 2:24.249 | 304.3 | 29:32.504 | | | | | | | | |
| 33 | | Marcos Mantara LM600 2001 | | | | | GT1B | 45 | | Lola-MG EX257 2002 | | | | | LMP2B |
| | | 1.Cor EUSER | | | | | | | | 1.Lionel STARK | | | | | |
| 1 | 1 | 7:11.971 | | | 3:12.995 | 78.1 | 7:11.971 | 1 | 1 | 6:42.569 | | | 3:46.772 | | 6:42.569 |
| 2 | 1 | 4:21.317 | 43.470 | 1:38.541 | 1:59.306 | 234.5 | 11:33.288 | 2 | 1 | 4:26.327 | 42.585 | 1:37.271 | 2:06.471 | 266.5 | 11:08.896 |
| 3 | 1 | 4:16.233 | 40.764 | 1:37.335 | 1:58.134 | 208.9 | 15:49.521 | 3 | 1 | 4:24.251 | 41.640 | 1:39.074 | 2:03.537 | 249.5 | 15:33.147 |
| 4 | 1 | 5:20.400 | 42.201 | 2:30.075 | 2:08.124 | 180.6 | 21:09.921 | 4 | 1 | 5:33.779 | 42.269 | 2:45.614 | 2:05.896 | 89.0 | 21:06.926 |
| 5 | 1 | 4:13.226 | 41.610 | 1:35.686 | 1:55.930 | 269.8 | 25:23.147 | 5 | 1 | 4:27.616 | 43.007 | 1:38.335 | 2:06.274 | 277.3 | 25:34.542 |
| 46 | | Maserati MC12 GT1 2005 | | | | | GT1B | 46 | | Maserati MC12 GT1 2005 | | | | | GT1B |
| | | 1.Joe MACARI | | | | | | | | 1.Joe MACARI | | | | | |
| 1 | 1 | 7:18.943 | | | 3:25.663 | 107.3 | 7:18.943 | 1 | 1 | 7:18.943 | | | 3:25.663 | 107.3 | 7:18.943 |
| 2 | 1 | 4:09.419 | 40.091 | 1:34.180 | 1:55.148 | 279.4 | 11:28.362 | 2 | 1 | 4:09.419 | 40.091 | 1:34.180 | 1:55.148 | 279.4 | 11:28.362 |
| 3 | 1 | 4:06.369 | 38.999 | 1:30.858 | 1:56.512 | 301.0 | 15:34.731 | 3 | 1 | 4:06.369 | 38.999 | 1:30.858 | 1:56.512 | 301.0 | 15:34.731 |
| 4 | 1 | 5:29.600 | 41.514 | 2:38.793 | 2:09.293 | 118.6 | 21:04.331 | 4 | 1 | 5:29.600 | 41.514 | 2:38.793 | 2:09.293 | 118.6 | 21:04.331 |
| 5 | 1 | 4:04.209 | 40.106 | 1:30.595 | 1:53.508 | 314.9 | 25:08.540 | 5 | 1 | 4:04.209 | 40.106 | 1:30.595 | 1:53.508 | 314.9 | 25:08.540 |





LE MANS CLASSIC®



ENDURANCE RACING LEGENDS LE MANS CLASSIC 2025 QUALIFYING 2

Sector Analysis

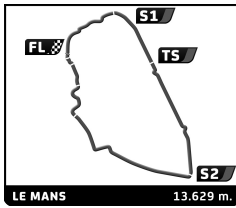
Lap under Red Flag Invalidated Lap Personal Best Session Best Crossing the pit lane

| Lap | D | Time | Sector 1 | Sector 2 | Sector 3 | T. Spd | Elapsed | Lap | D | Time | Sector 1 | Sector 2 | Sector 3 | T. Spd | Elapsed | |
|-----------|--|---|---------------------|-----------------|-----------------|-----------------|----------|-----------|-----------|-----------------|----------|----------|----------|-----------|-----------|-----------|
| 48 | Ferrari F430 GTC Evo 2010 1.Philip KADOORIE GT2C | | | | | | | 2 | 1 | 4:40.632 | 44.561 | 1:47.373 | 2:08.698 | 243.9 | 13:18.418 | |
| | 3 | 1 | 5:56.273 B | 45.213 | 2:46.439 | 2:24.621 | 83.0 | 19:14.691 | | | | | | | | |
| | 4 | 1 | 7:01.086 | 3:24.873 | 1:36.151 | 2:00.062 | 289.8 | 26:15.777 | | | | | | | | |
| | 1 | 1 | 6:39.303 | | 3:45.246 | | 6:39.303 | | | | | | | | | |
| | 2 | 1 | 4:19.703 | 42.240 | 1:38.155 | 1:59.308 | 286.0 | 10:59.006 | | | | | | | | |
| | 3 | 1 | 4:16.606 | 40.823 | 1:37.758 | 1:58.025 | 284.5 | 15:15.612 | | | | | | | | |
| 50 | Porsche 996 RSR TT 2006 1.Michael FÖVENY GT1B 2.Stefan ROITMAYER | | | | | | | 4 | 1 | 5:31.837 | 41.072 | 2:46.551 | 2:04.214 | 79.8 | 20:47.449 | |
| | 5 | 1 | 4:17.139 | 40.336 | 1:36.999 | 1:59.804 | 288.3 | 25:04.588 | | | | | | | | |
| | 1 | 1 | 7:41.732 | 41.436 | 4:22.651 | 2:37.645 | 72.7 | 7:41.732 | | | | | | | | |
| | 2 | 1 | 4:13.473 | 43.014 | 1:33.921 | 1:56.538 | 283.8 | 11:55.205 | | | | | | | | |
| | 3 | 1 | 4:15.334 | 40.350 | 1:36.736 | 1:58.248 | 238.6 | 16:10.539 | | | | | | | | |
| | 4 | 1 | 5:28.074 B | 40.067 | 2:14.830 | 2:33.177 | 236.5 | 21:38.613 | | | | | | | | |
| 51 | Zytek O4S 2004 1.Max CHILTON LMP1B | | | | | | | 5 | 1 | 6:31.194 | 2:34.316 | 1:41.119 | 2:15.759 | 250.0 | 28:09.807 | |
| | 1 | 1 | 6:39.589 | | 3:40.873 | | 6:39.589 | | | | | | | | | |
| | 2 | 1 | 3:56.546 | 37.284 | 1:31.036 | 1:48.226 | 292.9 | 10:36.135 | | | | | | | | |
| | 3 | 1 | 3:52.909 | 36.077 | 1:28.898 | 1:47.934 | 298.5 | 14:29.044 | | | | | | | | |
| | 4 | 1 | 5:11.625 | 38.441 | 2:47.600 | 1:45.584 | 77.9 | 19:40.669 | | | | | | | | |
| | 5 | 1 | 3:52.820 | 35.318 | 1:27.878 | 1:49.624 | 294.5 | 23:33.489 | | | | | | | | |
| 52 | Porsche 993 GT2 Evo 1999 1.Benoit ROMAC GT2A | | | | | | | 6 | 1 | 3:57.482 | 36.039 | 1:28.746 | 1:52.697 | 296.9 | 27:30.971 | |
| | 1 | 1 | 7:22.551 | | 3:15.878 | 88.0 | 7:22.551 | | | | | | | | | |
| | 2 | 1 | 4:24.816 | 42.826 | 1:38.091 | 2:03.899 | 289.8 | 11:47.367 | | | | | | | | |
| | 3 | 1 | 4:25.261 | 41.558 | 1:40.533 | 2:03.170 | 214.7 | 16:12.628 | | | | | | | | |
| | 4 | 1 | 6:05.624 B | 45.224 | 2:21.291 | 2:59.109 | 188.4 | 22:18.252 | | | | | | | | |
| | 55 | Porsche 997 GT3 RSR 2008 1.Matthew HOLBEN GT2C | | | | | | | 1 | 1 | 7:35.114 | | 3:25.868 | 83.3 | 7:35.114 | |
| 2 | | 1 | 4:52.730 | 50.254 | 1:47.776 | 2:14.700 | 228.1 | 12:27.844 | | | | | | | | |
| 3 | | 1 | 4:50.414 | 46.764 | 1:50.549 | 2:13.101 | 148.5 | 17:18.258 | | | | | | | | |
| 4 | | 1 | 4:43.212 | 46.729 | 1:42.138 | 2:14.345 | 255.9 | 22:01.470 | | | | | | | | |
| 5 | | 1 | 4:42.847 | 46.639 | 1:43.667 | 2:12.541 | 251.8 | 26:44.317 | | | | | | | | |
| 57 | | Ferrari F430 GT3 2010 1.Charles Jr. SCARDINA GT2C | | | | | | | 2 | 1 | 4:52.730 | 50.254 | 1:47.776 | 2:14.700 | 228.1 | 12:27.844 |
| | 3 | 1 | 4:50.414 | 46.764 | 1:50.549 | 2:13.101 | 148.5 | 17:18.258 | | | | | | | | |
| | 4 | 1 | 4:43.212 | 46.729 | 1:42.138 | 2:14.345 | 255.9 | 22:01.470 | | | | | | | | |
| | 5 | 1 | 4:42.847 | 46.639 | 1:43.667 | 2:12.541 | 251.8 | 26:44.317 | | | | | | | | |
| | 1 | 1 | 7:33.155 | | 3:16.709 | 88.8 | 7:33.155 | | | | | | | | | |
| | 2 | 1 | 4:27.274 | 43.740 | 1:38.861 | 2:04.673 | 254.7 | 12:00.429 | | | | | | | | |
| 59 | Porsche 993 GT2 Evo 1999 1.Rémi TERRAIL GT2A 2.Jürg AEBERHARD | | | | | | | 3 | 1 | 4:27.835 | 41.423 | | 148.7 | 16:28.264 | | |
| | 4 | 1 | 4:53.963 | 44.320 | 2:03.160 | 2:06.483 | 195.8 | 21:22.227 | | | | | | | | |
| | 5 | 1 | 4:26.825 | 41.383 | 1:39.135 | 2:06.307 | 264.6 | 25:49.052 | | | | | | | | |
| | 1 | 1 | 8:37.786 | 3:11.549 | 3:12.701 | 2:13.536 | 85.2 | 8:37.786 | | | | | | | | |
| | 60 | Chrysler Viper GTS-R 2003 1.Nicolas PROST GT1B 2.Florent MOULIN | | | | | | | 2 | 1 | 4:40.632 | 44.561 | 1:47.373 | 2:08.698 | 243.9 | 13:18.418 |
| | | 3 | 1 | 5:56.273 B | 45.213 | 2:46.439 | 2:24.621 | 83.0 | 19:14.691 | | | | | | | |
| 4 | | 1 | 7:01.086 | 3:24.873 | 1:36.151 | 2:00.062 | 289.8 | 26:15.777 | | | | | | | | |
| 1 | | 1 | 6:57.748 | | | 3:20.586 | 69.6 | 6:57.748 | | | | | | | | |
| 2 | | 1 | 4:16.939 | 42.814 | 1:36.025 | 1:58.100 | 271.1 | 11:14.687 | | | | | | | | |
| 3 | | 1 | 4:14.116 | 40.539 | 1:34.885 | 1:58.692 | 278.7 | 15:28.803 | | | | | | | | |
| 63 | Chevrolet Corvette C6 ZR1 2010 1.John EMBERSON GT2C 2.Nigel GREENSALL | | | | | | | 4 | 1 | 5:15.659 | 39.960 | 2:37.380 | 1:58.319 | 121.9 | 20:44.462 | |
| | 5 | 1 | 4:08.500 | 41.275 | 1:32.658 | 1:54.567 | 294.5 | 24:52.962 | | | | | | | | |
| | 6 | 1 | 4:05.317 | 38.734 | 1:32.422 | 1:54.161 | 302.7 | 28:58.279 | | | | | | | | |
| | 1 | 1 | 6:41.470 | | | 3:44.140 | | 6:41.470 | | | | | | | | |
| | 2 | 1 | 4:18.994 | 41.847 | 1:37.951 | 1:59.196 | 261.4 | 11:00.464 | | | | | | | | |
| | 3 | 1 | 4:15.634 | 40.495 | 1:37.407 | 1:57.732 | 274.5 | 15:16.098 | | | | | | | | |
| 65 | Lindsay LMP2 675 1927 1.Pierre-Olivier CALENDINI LMP2B 2.Guillaume GAGNARD | | | | | | | 4 | 1 | 5:40.227 B | 41.486 | 2:44.414 | 2:14.327 | 81.6 | 20:56.325 | |
| | 5 | 1 | 6:40.209 | 2:49.121 | 1:43.152 | 2:07.936 | 253.5 | 27:36.534 | | | | | | | | |
| | 1 | 1 | 8:04.774 | 1:05.511 | 4:22.743 | 2:36.520 | 74.3 | 8:04.774 | | | | | | | | |
| | 2 | 1 | 5:10.436 B | 48.432 | 1:50.861 | 2:31.143 | 231.0 | 13:15.210 | | | | | | | | |
| | 3 | 1 | 9:34.184 | 4:52.199 | 2:02.522 | 2:39.463 | 186.5 | 22:49.394 | | | | | | | | |
| | 4 | 1 | 5:25.191 | 53.199 | 2:02.727 | 2:29.265 | 182.4 | 28:14.585 | | | | | | | | |
| 66 | Porsche 993 GT2 1999 1.Kyle TILLEY GT2A 2.Oliver BRYANT | | | | | | | 1 | 1 | 7:29.615 B | | 3:28.395 | 83.6 | 7:29.615 | | |
| | 2 | 1 | 5:50.010 | 1:49.634 | 1:51.451 | 2:08.925 | 204.2 | 13:19.625 | | | | | | | | |
| | 3 | 1 | 5:43.781 | 45.759 | 2:46.114 | 2:11.908 | 76.5 | 19:03.406 | | | | | | | | |
| | 4 | 1 | 4:54.845 B | 43.427 | 1:44.944 | 2:26.474 | 241.7 | 23:58.251 | | | | | | | | |
| | 69 | Porsche 996 GT3-RS 2001 1.Paul PHILLIPS GT2B 2.Dafyd RICHARDS | | | | | | | 1 | 1 | 7:40.107 | 12.341 | 4:25.448 | 3:02.318 | 82.3 | 7:40.107 |
| | | 2 | 1 | 4:54.025 | 47.137 | 1:51.574 | 2:15.314 | 196.9 | 12:34.132 | | | | | | | |
| 3 | | 1 | 5:21.442 | 45.427 | 2:23.355 | 2:12.660 | 79.1 | 17:55.574 | | | | | | | | |
| 4 | | 1 | 4:53.968 | 45.697 | 1:47.210 | 2:21.061 | 225.3 | 22:49.542 | | | | | | | | |
| 5 | | 1 | 4:58.121 B | 44.877 | 1:48.176 | 2:25.068 | 226.7 | 27:47.663 | | | | | | | | |
| 71 | | Porsche 993 GT2 Evo 1998 1.Rainer BECKER GT2A | | | | | | | 1 | 1 | 7:46.063 | 35.751 | 4:26.265 | 2:44.047 | 70.5 | 7:46.063 |
| | 2 | 1 | 4:35.611 | 45.949 | 1:41.116 | 2:08.546 | 229.1 | 12:21.674 | | | | | | | | |
| | 3 | 1 | 4:24.492 | 42.983 | 1:40.029 | 2:01.480 | 229.5 | 16:46.166 | | | | | | | | |
| | 4 | 1 | 5:03.402 B | 42.067 | 1:53.872 | 2:27.463 | 169.4 | 21:49.568 | | | | | | | | |
| | 5 | 1 | 6:18.670 | 2:32.204 | 1:41.251 | 2:05.215 | 285.3 | 28:08.238 | | | | | | | | |
| | 77 | BMW M3 E36 GTR 2000 1.Todd BROWN GT2B | | | | | | | 1 | 1 | 7:46.063 | 35.751 | 4:26.265 | 2:44.047 | 70.5 | 7:46.063 |
| 2 | | 1 | 4:35.611 | 45.949 | 1:41.116 | 2:08.546 | 229.1 | 12:21.674 | | | | | | | | |
| 3 | | 1 | 4:24.492 | 42.983 | 1:40.029 | 2:01.480 | 229.5 | 16:46.166 | | | | | | | | |
| 4 | | 1 | 5:03.402 B | 42.067 | 1:53.872 | 2:27.463 | 169.4 | 21:49.568 | | | | | | | | |
| 5 | | 1 | 6:18.670 | 2:32.204 | 1:41.251 | 2:05.215 | 285.3 | 28:08.238 | | | | | | | | |





LE MANS CLASSIC®



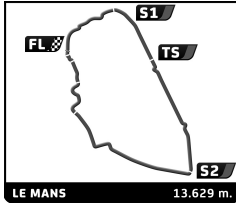
ENDURANCE RACING LEGENDS LE MANS CLASSIC 2025 QUALIFYING 2

Sector Analysis

| Lap under Red Flag | | | | | | Invalidated Lap | | Personal Best | | Session Best | | B Crossing the pit lane | | | | |
|--------------------|--------------------------------|------|----------|----------|----------|-----------------|---------|---------------|---|--------------|----------|-------------------------|----------|----------|---------|-----------|
| Lap | D | Time | Sector 1 | Sector 2 | Sector 3 | T. Spd | Elapsed | Lap | D | Time | Sector 1 | Sector 2 | Sector 3 | T. Spd | Elapsed | |
| 78 | Porsche 996 GT3-R 1999 | | | | | | | | | | | | | | | |
| | 1. Pascal DUHAMEL GT2B | | | | | | | | | | | | | | | |
| | 2. Sébastien CRUBILE | | | | | | | | | | | | | | | |
| | 1 | 1 | 7:49.389 | 34.708 | 4:25.208 | 2:49.473 | 68.7 | 7:49.389 | 2 | 1 | 4:56.713 | 48.959 | 1:46.279 | 2:21.475 | 261.4 | 12:45.438 |
| | 3 | 1 | 5:35.318 | 47.374 | 2:38.916 | 2:09.028 | 80.3 | 18:20.756 | 4 | 1 | 4:41.715 | 44.719 | 1:43.872 | 2:13.124 | 230.0 | 23:02.471 |
| 79 | Porsche 993 GT2 Evo 1999 | | | | | | | | | | | | | | | |
| | 1. Jean-Louis BONNET GT2A | | | | | | | | | | | | | | | |
| | 2. Marc de SIEBENTHAL | | | | | | | | | | | | | | | |
| | 1 | 1 | 7:36.731 | | | 3:17.568 | 75.0 | 7:36.731 | 5 | 1 | 4:37.877 | 44.086 | 1:44.153 | 2:09.638 | 251.8 | 27:40.348 |
| | 2 | 1 | 5:10.719 | 49.416 | 1:53.401 | 2:27.902 | 201.6 | 12:47.450 | 6 | 1 | 4:27.905 | 41.396 | | | 272.5 | 27:48.572 |
| 81 | Dallara SP1 2002 | | | | | | | | | | | | | | | |
| | 1. Gregor FISKEN LMP1B | | | | | | | | | | | | | | | |
| | 1 | 1 | 6:34.859 | | | 3:50.787 | | 6:34.859 | 1 | 1 | 13.153 | | | | | 13.153 |
| | 2 | 1 | 3:58.856 | 39.089 | 1:29.233 | 1:50.534 | 270.4 | 10:33.715 | 2 | 1 | 7:41.121 | 1:08.361 | 4:13.763 | 2:18.997 | 84.2 | 7:54.274 |
| | 3 | 1 | 3:57.673 | 38.119 | 1:28.728 | 1:50.826 | 327.1 | 14:31.388 | 3 | 1 | 5:00.805 | 44.739 | 1:46.832 | 2:29.234 | 226.7 | 12:55.079 |
| 82 | Porsche 996 GT3-RSR 2001 | | | | | | | | | | | | | | | |
| | 1. Evgeny KIREEV GT2B | | | | | | | | | | | | | | | |
| | 2. Ramzan ORUSBAEV | | | | | | | | | | | | | | | |
| | 1 | 1 | 7:03.214 | | | 3:25.173 | 65.9 | 7:03.214 | 4 | 1 | 5:49.097 | 42.036 | | | 81.7 | 18:44.176 |
| | 2 | 1 | 4:38.615 | 46.215 | 1:43.180 | 2:09.220 | 262.0 | 11:41.829 | 5 | 1 | 4:36.491 | 42.097 | 1:44.189 | 2:10.205 | 271.8 | 23:20.667 |
| 83 | Audi R8 LMP 2002 | | | | | | | | | | | | | | | |
| | 1. Pierre FILLON LMP1B | | | | | | | | | | | | | | | |
| | 1 | 1 | 7:05.529 | | | 3:21.097 | 79.1 | 7:05.529 | 6 | 1 | 4:29.151 | 42.294 | 1:37.836 | 2:03.021 | 281.6 | 26:00.661 |
| | 2 | 1 | 4:11.129 | 42.908 | 1:32.712 | 1:55.509 | 248.3 | 11:16.658 | 1 | 1 | 8:02.731 | 54.707 | 4:21.852 | 2:46.172 | 82.2 | 8:02.731 |
| | 3 | 1 | 4:31.277 | 40.349 | 1:33.766 | 2:17.162 | 229.5 | 15:47.935 | 2 | 1 | 4:56.457 | 48.288 | 1:49.814 | 2:18.355 | 242.3 | 12:59.188 |
| 86 | Dodge Viper GTS-R 2003 | | | | | | | | | | | | | | | |
| | 1. Mathijs BAKKER GT1B | | | | | | | | | | | | | | | |
| | 2. Joshua KREUGER | | | | | | | | | | | | | | | |
| | 1 | 1 | 7:23.243 | | | 3:15.543 | 96.0 | 7:23.243 | 3 | 1 | 6:13.174 | 46.294 | 2:51.724 | 2:35.156 | 82.9 | 19:12.362 |
| | 2 | 1 | 4:25.482 | 45.059 | 1:37.477 | 2:02.946 | 236.0 | 11:48.725 | 4 | 1 | 6:37.038 | 2:21.187 | 1:51.431 | 2:24.420 | 260.1 | 25:49.400 |
| 91 | Ferrari F430 GT3 2010 | | | | | | | | | | | | | | | |
| | 1. Augustin SABATIE-GARAT GT2C | | | | | | | | | | | | | | | |
| | 1 | 1 | 7:48.725 | 23.873 | 4:28.328 | 2:56.524 | 59.7 | 7:48.725 | 5 | 1 | 4:05.786 | 41.020 | 1:32.842 | 1:51.924 | 293.7 | 25:15.823 |
| | 2 | 1 | 4:11.129 | 42.908 | 1:32.712 | 1:55.509 | 248.3 | 11:16.658 | 6 | 1 | 4:35.630 | 37.294 | 1:30.621 | 2:27.715 | 297.7 | 29:51.453 |
| | 3 | 1 | 4:31.277 | 40.349 | 1:33.766 | 2:17.162 | 229.5 | 15:47.935 | 1 | 1 | 8:02.731 | 54.707 | 4:21.852 | 2:46.172 | 82.2 | 8:02.731 |
| 94 | Ferrari 360 Modena GTC 2002 | | | | | | | | | | | | | | | |
| | 1. Janos SANTA GT2B | | | | | | | | | | | | | | | |
| | 1 | 1 | 13.153 | | | | | 13.153 | 2 | 1 | 7:41.121 | 1:08.361 | 4:13.763 | 2:18.997 | 84.2 | 7:54.274 |
| | 2 | 1 | 5:10.719 | 49.416 | 1:53.401 | 2:27.902 | 201.6 | 12:47.450 | 3 | 1 | 5:00.805 | 44.739 | 1:46.832 | 2:29.234 | 226.7 | 12:55.079 |
| | 3 | 1 | 6:11.151 | 47.527 | 2:46.068 | 2:37.556 | 83.0 | 18:58.601 | 4 | 1 | 5:49.097 | 42.036 | | | 81.7 | 18:44.176 |
| 97 | Marcos LM500 1994 | | | | | | | | | | | | | | | |
| | 1. Stephen KEATING GT2A | | | | | | | | | | | | | | | |
| | 1 | 1 | 7:42.316 | 20.386 | 4:26.642 | 2:55.288 | 72.6 | 7:42.316 | 5 | 1 | 4:36.491 | 42.097 | 1:44.189 | 2:10.205 | 271.8 | 23:20.667 |
| | 2 | 1 | 4:40.382 | 46.436 | 1:43.735 | 2:10.211 | 234.5 | 12:22.698 | 6 | 1 | 4:27.905 | 41.396 | | | 272.5 | 27:48.572 |
| | 3 | 1 | 4:43.618 | 44.806 | 1:51.419 | 2:07.393 | 185.8 | 17:06.316 | 1 | 1 | 8:02.731 | 54.707 | 4:21.852 | 2:46.172 | 82.2 | 8:02.731 |
| 99 | Zytek 04S 2003 | | | | | | | | | | | | | | | |
| | 1. Jamie CONSTABLE LMP1B | | | | | | | | | | | | | | | |
| | 1 | 1 | 3:57.673 | 38.119 | 1:28.728 | 1:50.826 | 327.1 | 14:31.388 | 2 | 1 | 4:26.469 | | | | | 12:29.639 |
| | 2 | 1 | 5:14.766 | 39.538 | 2:45.576 | 1:49.652 | 78.5 | 19:46.154 | 3 | 1 | 4:26.007 | | | | | 16:55.646 |
| | 3 | 1 | 3:57.996 | 37.432 | 1:26.839 | 1:53.725 | 328.1 | 23:44.150 | 4 | 1 | 4:28.339 | | | | | 21:23.985 |
| 100 | Aston Martin DBR9 2006 | | | | | | | | | | | | | | | |
| | 1. Erik MARIS GT1B | | | | | | | | | | | | | | | |
| | 1 | 1 | 8:03.170 | | | | | 8:03.170 | 1 | 1 | 7:59.472 | 42.188 | 4:22.770 | 2:54.514 | 76.2 | 7:59.472 |
| | 2 | 1 | 4:26.469 | | | | | 12:29.639 | 2 | 1 | 4:25.559 | 42.035 | 1:40.092 | 2:03.432 | 239.6 | 12:25.031 |
| | 3 | 1 | 4:26.007 | | | | | 16:55.646 | 3 | 1 | 4:13.866 | 40.540 | 1:38.500 | 1:54.826 | 186.1 | 16:38.897 |
| 101 | Porsche 996 GT3-RS 2001 | | | | | | | | | | | | | | | |
| | 1. Théodore MARIS GT2B | | | | | | | | | | | | | | | |
| | 1 | 1 | 7:00.298 | | | 3:27.439 | 74.9 | 7:00.298 | 4 | 1 | 4:31.140 | 40.256 | 1:53.594 | 1:57.290 | 202.7 | 21:10.037 |
| | 2 | 1 | 4:52.522 | 45.184 | 1:47.945 | 2:19.393 | 242.3 | 11:52.820 | 5 | 1 | 4:05.786 | 41.020 | 1:32.842 | 1:51.924 | 293.7 | 25:15.823 |
| | 3 | 1 | 4:39.579 | 45.944 | 1:44.720 | 2:08.915 | 205.0 | 16:32.399 | 6 | 1 | 4:35.630 | 37.294 | 1:30.621 | 2:27.715 | 297.7 | 29:51.453 |
| 102 | Panoz LMP-1 Roadster S 1999 | | | | | | | | | | | | | | | |
| | 1. Olivier GALANT LMP1A | | | | | | | | | | | | | | | |
| | 1 | 1 | 6:29.108 | | | 3:36.423 | | 6:29.108 | 1 | 1 | 7:00.298 | | | 3:27.439 | 74.9 | 7:00.298 |
| | 2 | 1 | 3:54.416 | 37.966 | 1:28.778 | 1:47.672 | 292.9 | 10:23.524 | 2 | 1 | 4:52.522 | 45.184 | 1:47.945 | 2:19.393 | 242.3 | 11:52.820 |
| | 3 | 1 | 3:51.555 | 36.899 | 1:28.194 | 1:46.462 | 317.6 | 14:15.079 | 3 | 1 | 4:39.579 | 45.944 | 1:44.720 | 2:08.915 | 205.0 | 16:32.399 |



LE MANS CLASSIC®



ENDURANCE RACING LEGENDS LE MANS CLASSIC 2025 QUALIFYING 2

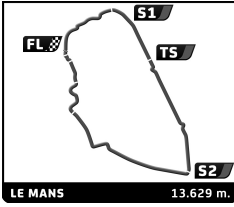
Sector Analysis

| Lap under Red Flag | | | | | | | | | | | Invalidated Lap | Personal Best | Session Best | B Crossing the pit lane | |
|--------------------|--|---------------------|---------------|-----------------|-----------------|----------|-----------|-----------|----------|---------------------|-----------------|-----------------|-----------------|-------------------------|-----------|
| Lap | D | Time | Sector 1 | Sector 2 | Sector 3 | T. Spd | Elapsed | Lap | D | Time | Sector 1 | Sector 2 | Sector 3 | T. Spd | Elapsed |
| 103 | Porsche 993 GT2 Evo 1999 1. Olivier PIQUET GT2A | | | | | | | | | | | | | | |
| 1 | 1 | 7:29.099 | | | 3:33.248 | 81.1 | 7:29.099 | 4 | 1 | 4:42.635 | 45.838 | 1:41.805 | 2:14.992 | 238.6 | 22:49.901 |
| 2 | 1 | 4:46.303 | 47.965 | 1:44.351 | 2:13.987 | 250.6 | 12:15.402 | 5 | 1 | 4:37.592 | 45.790 | 1:42.644 | 2:09.158 | 245.0 | 27:27.493 |
| 3 | 1 | 4:46.354 | 45.933 | 1:45.444 | 2:14.977 | 216.8 | 17:01.756 | | | | | | | | |
| 4 | 1 | 5:00.773 | 46.113 | 1:42.219 | 2:32.441 | 242.8 | 22:02.529 | | | | | | | | |
| 5 | 1 | 4:55.169 | 47.427 | 1:47.335 | 2:20.407 | 272.5 | 26:57.698 | | | | | | | | |
| 111 | Porsche 993 GT2 Evo 1999 1. Robert OFFLEY GT2A | | | | | | | | | | | | | | |
| 1 | 1 | 7:41.183 | 16.947 | 4:26.160 | 2:58.076 | 65.0 | 7:41.183 | | | | | | | | |
| 2 | 1 | 4:47.623 | 47.144 | 1:45.324 | 2:15.155 | 230.0 | 12:28.806 | | | | | | | | |
| 3 | 1 | 4:38.490 | 46.403 | 1:44.522 | 2:07.565 | 212.2 | 17:07.296 | | | | | | | | |
| 4 | 1 | 4:38.307 | 44.096 | 1:40.322 | 2:13.889 | 250.6 | 21:45.603 | | | | | | | | |
| 5 | 1 | 4:28.947 | 43.710 | 1:38.787 | 2:06.450 | 249.5 | 26:14.550 | | | | | | | | |
| 122 | Porsche 997 GT3 RSR 2008 1. Lars ROLNER GT2C | | | | | | | | | | | | | | |
| 1 | 1 | 7:45.725 | 34.009 | 4:25.023 | 2:46.693 | 70.2 | 7:45.725 | | | | | | | | |
| 125 | Lamborghini Murciélago LP670 R-SV 2010 1. Ricardo ZONTA GT1B | | | | | | | | | | | | | | |
| 1 | 1 | 7:40.815 | 45.943 | 4:26.370 | 2:28.502 | 86.1 | 7:40.815 | | | | | | | | |
| 2 | 1 | 4:11.579 | 41.608 | 1:33.633 | 1:56.338 | 300.2 | 11:52.394 | | | | | | | | |
| 3 | 1 | 4:13.764 | 39.763 | 1:38.970 | 1:55.031 | 195.5 | 16:06.158 | | | | | | | | |
| 4 | 1 | 4:50.867 | 38.542 | 2:16.530 | 1:55.795 | 168.9 | 20:57.025 | | | | | | | | |
| 5 | 1 | 4:02.030 | 38.177 | 1:32.167 | 1:51.686 | 297.7 | 24:59.055 | | | | | | | | |
| 6 | 1 | 4:41.634 B | 39.327 | 1:33.457 | 2:28.850 | 296.1 | 29:40.689 | | | | | | | | |
| 134 | Pescarolo C60 2005 1. Emmanuel COLLARD LMP1B | | | | | | | | | | | | | | |
| 1 | 1 | 6:48.442 | | | 3:08.877 | 74.8 | 6:48.442 | | | | | | | | |
| 2 | 1 | 3:49.883 | 37.350 | 1:26.685 | 1:45.848 | 293.7 | 10:38.325 | | | | | | | | |
| 3 | 1 | 3:43.690 | 34.855 | 1:26.075 | 1:42.760 | 321.4 | 14:22.015 | | | | | | | | |
| 4 | 1 | 5:02.286 | 38.832 | 2:38.177 | 1:45.277 | 81.1 | 19:24.301 | | | | | | | | |
| 5 | 1 | 3:47.196 | 36.077 | 1:25.122 | 1:45.997 | 320.4 | 23:11.497 | | | | | | | | |
| 6 | 1 | 3:50.543 | 35.490 | 1:31.991 | 1:43.062 | 323.3 | 27:02.040 | | | | | | | | |
| 169 | Aston Martin DBRS9 2008 1. Mr JOHN OF B 2. Soheil AYARI GT2C | | | | | | | | | | | | | | |
| 1 | 1 | 9.491 | | | | | 9.491 | | | | | | | | |
| 2 | 1 | 7:40.798 | 1:03.798 | 4:20.447 | 2:16.553 | 90.3 | 7:50.289 | | | | | | | | |
| 3 | 1 | 4:31.420 | 43.416 | 1:41.395 | 2:06.609 | 223.4 | 12:21.709 | | | | | | | | |
| 4 | 1 | 4:16.901 | 40.608 | 1:37.616 | 1:58.677 | 221.2 | 16:38.610 | | | | | | | | |
| 5 | 1 | 4:39.898 | 41.075 | 1:58.765 | 2:00.058 | 169.4 | 21:18.508 | | | | | | | | |
| 6 | 1 | 4:14.447 | 40.418 | 1:34.620 | 1:59.409 | 282.3 | 25:32.955 | | | | | | | | |
| 176 | Porsche 996 GT3-RSR 2005 1. Stéphane RAFFIN GT2C | | | | | | | | | | | | | | |
| 1 | 1 | 7:47.995 | 27.924 | 4:28.818 | 2:51.253 | 65.2 | 7:47.995 | | | | | | | | |
| 2 | 1 | 4:52.645 | 48.552 | 1:46.058 | 2:18.035 | 256.5 | 12:40.640 | | | | | | | | |
| 3 | 1 | 5:26.626 | 44.678 | 2:29.177 | 2:12.771 | 81.8 | 18:07.266 | | | | | | | | |
| 188 | Porsche 997 GT3 RSR 2009 1. Steven OSBORNE GT2C | | | | | | | | | | | | | | |
| 1 | 1 | 6:55.717 | | | 3:24.613 | 78.0 | 6:55.717 | | | | | | | | |
| 2 | 1 | 4:33.668 | 44.185 | | | | 252.9 | 11:29.385 | | | | | | | |
| 3 | 1 | 4:42.613 | 44.812 | 1:47.295 | 2:10.506 | 199.4 | 16:11.998 | | | | | | | | |
| 4 | 1 | 5:23.165 | 44.463 | 2:22.956 | 2:15.746 | 194.8 | 21:35.163 | | | | | | | | |
| 190 | Ferrari F430 GT3 2009 1. Pierre EHRET GT2C | | | | | | | | | | | | | | |
| 1 | 1 | 7:24.252 | | | 3:18.587 | 85.6 | 7:24.252 | | | | | | | | |
| 2 | 1 | 4:29.368 | 44.415 | 1:39.949 | 2:05.004 | 256.5 | 11:53.620 | | | | | | | | |
| 3 | 1 | 4:24.954 | 42.001 | 1:41.101 | 2:01.852 | 230.5 | 16:18.574 | | | | | | | | |
| 4 | 1 | 4:58.379 | 42.623 | 2:10.168 | 2:05.588 | 255.9 | 21:16.953 | | | | | | | | |
| 5 | 1 | 4:31.324 | 42.810 | 1:41.796 | 2:06.718 | 249.5 | 25:48.277 | | | | | | | | |
| 250 | BMW M3 E92 2010 1. Yannik TRAUTWEIN GT2C | | | | | | | | | | | | | | |
| 1 | 1 | 8:14.917 | 2:14.493 | 3:51.444 | 2:08.980 | 79.1 | 8:14.917 | | | | | | | | |
| 2 | 1 | 4:30.740 | 40.922 | 1:38.741 | 2:11.077 | 267.1 | 12:45.657 | | | | | | | | |
| 3 | 1 | 5:23.996 | 44.749 | 2:36.955 | 2:02.292 | 80.9 | 18:09.653 | | | | | | | | |
| 4 | 1 | 4:18.339 | 42.155 | 1:37.032 | 1:59.152 | 283.1 | 22:27.992 | | | | | | | | |
| 5 | 1 | 4:16.312 | 40.117 | 1:35.628 | 2:00.567 | 292.1 | 26:44.304 | | | | | | | | |
| 265 | Porsche 996 GT3-RS 2002 1. Wolf ZWEIFLER GT2B | | | | | | | | | | | | | | |
| 1 | 1 | 8.857 | | | | | 8.857 | | | | | | | | |
| 2 | 1 | 8:20.998 | 1:03.754 | 4:19.846 | 2:57.398 | 87.5 | 8:29.855 | | | | | | | | |
| 3 | 1 | 5:55.308 | 55.214 | 2:15.953 | 2:44.141 | 200.8 | 14:25.163 | | | | | | | | |
| 4 | 1 | 6:54.191 B | 53.793 | 3:00.477 | 2:59.921 | 84.4 | 21:19.354 | | | | | | | | |
| 5 | 1 | 7:08.362 | 2:26.559 | 2:03.754 | 2:38.049 | 209.3 | 28:27.716 | | | | | | | | |
| 311 | Porsche 996 GT3-RSR 2004 1. Hervé DELAUNAY 2. Marie-Amélie DELAUNAY GT2B | | | | | | | | | | | | | | |
| 1 | 1 | 7:33.306 | | | 3:29.185 | 85.3 | 7:33.306 | | | | | | | | |
| 2 | 1 | 5:10.241 | 49.773 | 1:54.451 | 2:26.017 | 214.2 | 12:43.547 | | | | | | | | |
| 3 | 1 | 6:02.652 | 49.432 | 2:47.449 | 2:25.771 | 78.6 | 18:46.199 | | | | | | | | |
| 4 | 1 | 5:04.333 | 48.205 | 1:51.088 | 2:25.040 | 206.9 | 23:50.532 | | | | | | | | |
| 5 | 1 | 4:58.122 | 47.751 | 1:50.114 | 2:20.257 | 203.1 | 28:48.654 | | | | | | | | |
| 333 | Ferrari 333 SP 1997 1. Michel LECOURET 2. Raymond NARAC LMP1A | | | | | | | | | | | | | | |
| 1 | 1 | 7:49.770 | 1:08.626 | 4:21.441 | 2:19.703 | 84.8 | 7:49.770 | | | | | | | | |
| 2 | 1 | 4:30.848 | 43.042 | 1:41.679 | 2:06.127 | 215.5 | 12:20.618 | | | | | | | | |
| 3 | 1 | 4:17.333 | 41.087 | 1:37.289 | 1:58.957 | 227.2 | 16:37.951 | | | | | | | | |
| 4 | 1 | 5:21.281 B | 44.689 | 2:13.144 | 2:23.448 | 190.7 | 21:59.232 | | | | | | | | |
| 5 | 1 | 6:23.657 | 2:54.857 | 1:33.455 | 1:55.345 | 296.1 | 28:22.889 | | | | | | | | |
| 540 | Porsche 993 GT2 Evo 1999 1. Timothy PAPPAS 2. Jeroen BLEEKEMOLEN GT2A | | | | | | | | | | | | | | |
| 1 | 1 | 7:25.344 | | | 7.563 | 4:23.202 | 2:54.579 | 79.3 | 7:25.344 | | | | | | |





LE MANS CLASSIC®



ENDURANCE RACING LEGENDS LE MANS CLASSIC 2025 QUALIFYING 2

Sector Analysis

Lap under Red Flag Invalidated Lap ■ Personal Best ■ Session Best **B** Crossing the pit lane

| Lap | D | Time | Sector 1 | Sector 2 | Sector 3 | T. Spd | Elapsed | Lap | D | Time | Sector 1 | Sector 2 | Sector 3 | T. Spd | Elapsed |
|------------|---------------------------------|--|--|--|--|--------|-----------|-----|---|------|----------|----------|----------|--------|---------|
| 2 | 1 | 4:23.720 | 43.810 | 1:37.880 | 2:02.030 | 243.9 | 11:49.064 | | | | | | | | |
| 3 | 1 | 4:25.358 | 42.454 | 1:39.262 | 2:03.642 | 195.8 | 16:14.422 | | | | | | | | |
| 4 | 1 | 5:09.735 B | 43.912 | 2:12.256 | 2:13.567 | 242.8 | 21:24.157 | | | | | | | | |
| 5 | 1 | 6:13.154 | 2:34.174 | 1:36.042 | 2:02.938 | 280.9 | 27:37.311 | | | | | | | | |
| <hr/> | | | | | | | | | | | | | | | |
| 761 | Porsche 997 GT3 RSR 2009 | | | | | | | | | | | | | | |
| | 1. Johannes DUJSIK | | | | | | | | | | | | | | |
| | 2. Richard LIETZ | | | | | | | | | | | | | | |
| | GT2C | | | | | | | | | | | | | | |
| 1 | 1 | 7:35.072 | 18.182 | 4:26.097 | 2:50.793 | 66.7 | 7:35.072 | | | | | | | | |
| 2 | 1 | 4:18.628 | 42.382 | 1:38.061 | 1:58.185 | 252.9 | 11:53.700 | | | | | | | | |
| 3 | 1 | 4:40.111 B | 40.500 | 1:41.747 | 2:17.864 | 191.0 | 16:33.811 | | | | | | | | |
| 4 | 1 | 6:23.482 | 2:31.084 | 1:40.834 | 2:11.564 | 271.8 | 22:57.293 | | | | | | | | |
| 5 | 1 | 4:30.531 | 46.037 | 1:39.707 | 2:04.787 | 270.4 | 27:27.824 | | | | | | | | |
| <hr/> | | | | | | | | | | | | | | | |
| 911 | Porsche 997 GT3 RSR 2007 | | | | | | | | | | | | | | |
| | 1. Christian KUHN | | | | | | | | | | | | | | |
| | 2. Geoff ISRINGHAUSEN | | | | | | | | | | | | | | |
| | GT2C | | | | | | | | | | | | | | |
| 1 | 1 | 7:43.820 | 19.273 | 4:26.079 | 2:58.468 | 78.4 | 7:43.820 | | | | | | | | |
| 2 | 1 | 5:00.586 | 46.923 | 1:50.548 | 2:23.115 | 224.4 | 12:44.406 | | | | | | | | |
| 3 | 1 | 6:08.776 B | 49.941 | 2:44.070 | 2:34.765 | 77.9 | 18:53.182 | | | | | | | | |
| 4 | 1 | 7:11.978 | 3:00.178 | 1:50.875 | 2:20.925 | 204.2 | 26:05.160 | | | | | | | | |
| <hr/> | | | | | | | | | | | | | | | |
| 996 | Porsche 996 Bi-Turbo GT2-R 2003 | | | | | | | | | | | | | | |
| | 1. Lionel ROBERT | | | | | | | | | | | | | | |
| | 2. Markus PALTTALA | | | | | | | | | | | | | | |
| | GT1B | | | | | | | | | | | | | | |
| 1 | 1 | 7:36.648 | 16.037 | 4:26.048 | 2:54.563 | 72.6 | 7:36.648 | | | | | | | | |
| 2 | 1 | 4:24.401 | 45.190 | 1:38.174 | 2:01.037 | 265.8 | 12:01.049 | | | | | | | | |
| 3 | 1 | 4:25.955 | 41.345 | 1:43.645 | 2:00.965 | 153.2 | 16:27.004 | | | | | | | | |
| 4 | 1 | 5:13.322 B | 43.700 | 2:09.508 | 2:20.114 | 163.3 | 21:40.326 | | | | | | | | |



PORSCHE

RICHARD MILLE

PAUL MARIUS



THE WALL STREET JOURNAL



PROCHE DE VOUS