

CLASSIC ENDURANCE RACING 2

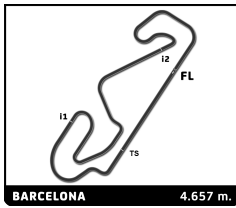
ESPIRITU DE MONTJUÏC

QUALIFYING

Sector Analysis

Lap under Red Flag Invalidated Lap Personal Best Session Best Crossing the pit lane

Lap	D	Time	Sector 1	Sector 2	Sector 3	T. Spd	Elapsed	Lap	D	Time	Sector 1	Sector 2	Sector 3	T. Spd	Elapsed			
1		Cheetah G601 1976										P-2L						
		1. Beat EGGIMANN																
1	1	2:29.678	58.674	54.031	36.973	112.4	2:29.678	11	1	1:50.751	33.053	44.729	32.969	238.9	33:40.389			
2	1	2:49.750B	34.355	1:04.479	1:10.916	239.5	5:19.428	12	1	1:50.143	32.631	44.497	33.015	241.1	35:30.532			
3	1	3:49.230	2:21.828	51.791	35.611	114.0	9:08.658	13	1	1:49.646	32.157	44.509	32.980	241.6	37:20.178			
4	1	2:21.426B	33.549	52.535	55.342	243.2	11:30.084	14	1	1:53.381	32.464	46.341	34.576	243.8	39:13.559			
5	1	9:24.695	7:59.950	50.248	34.497	150.0	20:54.779	15	1	1:52.944	32.183	44.872	35.889	244.9	41:06.503			
6	1	1:54.020	33.221	46.557	34.242	244.3	22:48.799	16	1	1:52.003	32.500	45.806	33.697	242.2	42:58.506			
7	1	1:54.571	33.783	45.882	34.906	244.3	24:43.370	17	1	1:53.311	32.460	47.614	33.237	245.5	44:51.817			
8	1	1:53.185	32.509	46.494	34.182	241.6	26:36.555	18	1	1:49.359	32.458	44.157	32.744	242.2	46:41.176			
9	1	3:05.923	55.752	1:15.773	54.398	121.8	29:42.478											
10	1	2:09.794	49.264	46.289	34.241	91.7	31:52.272											
11	1	1:53.051	32.923	46.156	33.972	243.2	33:45.323											
12	1	1:51.696	32.619	45.489	33.588	242.7	35:37.019											
13	1	2:03.424B	32.993	47.535	42.896	242.2	37:40.443											
14	1	3:01.898	1:41.961	46.236	33.701	166.9	40:42.341											
15	1	1:54.086	32.825	47.058	34.203	243.2	42:36.427											
16	1	1:52.961	32.538	46.894	33.529	238.9	44:29.388											
17	1	1:52.904	32.683	46.525	33.696	238.9	46:22.292											
2		Porsche 935 1981										GT2						
		1. Emmanuel BRIGAND																
1	1	2:28.780	56.199	54.816	37.765	140.8	2:28.780											
2	1	2:48.765B	34.490	1:04.200	1:10.075	263.4	5:17.545											
3	1	3:50.495	2:23.308	50.843	36.344	110.8	9:08.040											
4	1	2:18.427B	33.323	51.633	53.471	262.1	11:26.467											
5	1	9:27.331	8:02.964	49.203	35.164	155.2	20:53.798											
6	1	1:56.715	33.138	47.471	36.106	265.4	22:50.513											
7	1	1:55.664	33.365	47.093	35.206	266.7	24:46.177											
8	1	1:57.218	33.885	47.764	35.569	255.9	26:43.395											
9	1	3:00.144	49.927	1:15.545	54.672	175.3	29:43.539											
10	1	2:14.227	50.470	48.065	35.692	94.0	31:57.766											
11	1	1:55.807	33.549	47.143	35.115	267.3	33:53.573											
12	1	1:55.067	32.863	46.900	35.304	268.7	35:48.640											
13	1	1:54.863	32.542	47.001	35.320	268.7	37:43.503											
14	1	1:55.057	32.861	46.747	35.449	268.7	39:38.560											
15	1	1:54.570	32.834	46.532	35.204	272.0	41:33.130											
16	1	1:54.339	32.391	46.697	35.251	270.0	43:27.469											
17	1	1:53.843	32.542	46.230	35.071	268.7	45:21.312											
14		Porsche 935 1979										GT2						
		1. Luca LITTARDI																
1	1	3:05.669	1:24.043	58.888	42.738	100.6	3:05.669											
2	1	2:58.919B	46.389	1:05.124	1:07.406	150.4	6:04.588											
3	1	3:40.638	2:09.150	52.598	38.890	125.0	9:45.226											
4	1	2:51.560B	38.238	1:00.843	1:12.479	224.5	12:36.786											
5	1	8:57.137	7:25.082	53.773	38.282	104.1	21:33.923											
6	1	2:05.454	36.708	50.870	37.876	220.4	23:39.377											
7	1	2:24.409B	42.489	53.637	48.283	214.3	26:03.786											
8	2	4:46.070	2:49.363	1:12.202	44.505	83.7	30:49.856											
9	2	2:07.727	37.346	52.694	37.687	215.1	32:57.583											
10	2	2:03.462	36.336	50.037	37.089	225.9	35:01.045											
11	2	2:03.410	36.090	49.939	37.381	219.1	37:04.455											
12	2	2:02.131	36.430	49.531	36.170	227.4	39:06.586											
13	2	2:03.452	35.716	50.006	37.730	229.8	41:10.038											
14	2	2:01.663	35.607	49.568	36.488	229.3	43:11.701											
15	2	2:01.101	35.655	48.917	36.529	225.0	45:12.802											
20		Porsche 935 1976										GT2						
		1. Eric ZUCCATTI																
1	1	2:57.163	1:19.125	57.204	40.834	113.1	2:57.163											
2	1	3:03.570B	38.921	1:16.508	1:08.141	230.3	6:00.733											
3	1	3:30.627	1:59.119	52.773	38.735	118.7	9:31.360											
4	1	2:52.393B	37.489	1:04.554	1:10.350	202.6	12:23.753											
5	1	8:46.505	7:15.992	52.307	38.206	138.5	21:10.258											
6	1	2:07.170	36.288	51.483	39.399	234.3	23:17.428											
7	1	2:07.725	36.177	51.863	39.685	234.3	25:25.153											
8	1	2:56.610B	37.787	1:06.661	1:12.162	229.8	28:21.763											
21		Chevron B26 1974										P-2L						
		1. John EMBERSON																
1	1	22:22.934						22:22.934										
2	1	1:50.680						24:13.614										
3	1	1:49.606						26:03.220										
4	1	7:03.490B						33:06.710										
5	1	2:00.590						35:07.300										
6	1	2:01.294						37:08.594										
7	1	1:59.885						39:08.479										
8	1	2:13.815						41:22.294										
9	1	1:58.246						43:20.540										
10	1	1:58.968						45:19.508										
22		Chevron B31 1975										P-2L						
		1. Russell BÜSST																



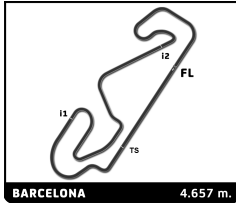
CLASSIC ENDURANCE RACING 2

ESPIRITU DE MONTJUIC

QUALIFYING

Sector Analysis

Lap under Red Flag											Invalidated Lap	Personal Best	Session Best	B Crossing the pit lane	
Lap	D	Time	Sector 1	Sector 2	Sector 3	T. Spd	Elapsed	Lap	D	Time	Sector 1	Sector 2	Sector 3	T. Spd	Elapsed
26 Chevron B36 1976 1. Claude LE JEAN P-2L 2. Lucien ROSSIAUD															
1	1	3:16.691	1:34.310	1:00.015	42.366	100.2	3:16.691	5	1	2:12.365	37.900	54.776	39.689	210.9	23:42.783
2	1	2:54.167 B	46.408	1:05.109	1:02.650	151.3	6:10.858	6	1	2:10.497	38.474	53.271	38.752	187.2	25:53.280
3	1	6:31.380 B	4:25.928	1:00.847	1:04.605	98.6	12:42.238	7	1	3:16.291 B	39.056	1:24.370	1:12.865	221.8	29:09.571
4	1	8:40.811	7:09.210	54.612	36.989	108.4	21:23.049	8	2	5:47.054	4:16.163	53.102	37.789	116.1	34:56.625
5	1	2:00.909	36.104	49.205	35.600	229.3	23:23.958	9	2	2:02.324	36.775	49.661	35.888	226.9	36:58.949
6	1	2:01.084	35.177	49.379	36.528	229.3	25:25.042	10	2	1:56.157	34.947	46.863	34.347	216.9	38:55.106
7	1	2:46.755 B	36.773	1:03.864	1:06.118	225.5	28:11.797	11	2	2:10.822 B	34.741	48.614	47.467	234.3	41:05.928
8	1	6:33.929	5:08.575	49.214	36.140	100.8	34:45.726	12	2	3:24.748	2:02.421	47.637	34.690	156.5	44:30.676
9	1	1:59.000	34.690	48.245	36.065	227.4	36:44.726	13	2	1:54.215	33.611	46.643	33.961	234.8	46:24.891
10	1	1:58.978	36.096	48.228	34.654	220.0	38:43.704								
11	1	1:56.364	34.647	47.210	34.507	219.1	40:40.068								
12	1	2:01.612	34.983	48.557	38.072	222.7	42:41.680								
13	1	1:56.364	34.377	47.132	34.855	221.3	44:38.044								
14	1	1:55.460	34.145	47.109	34.206	222.7	46:33.504								
36 Lotus Esprit Gr.5 1979 1. Greg CATON GT2															
1	1	3:05.078 B	1:14.323	54.420	56.335	99.3	3:05.078	5	1	2:15.147 B	33.568	47.152	54.427	226.9	27:15.004
2	1	17:58.337	...	56.089	37.484	106.1	21:03.415	6	1	10:11.848	8:47.381	48.890	35.577	125.0	37:26.852
3	1	1:59.923	36.618	48.299	35.006	197.4	23:03.338	7	1	1:55.292	34.458	46.652	34.182	214.7	39:22.144
4	1	1:56.519	34.375	47.239	34.905	221.8	24:59.857	8	1	1:58.787	35.808	47.545	35.434	219.1	41:20.931
5	1	2:15.147 B	34.375	47.239	34.905	221.8	24:59.857	9	1	1:54.514	34.048	46.179	34.287	219.5	43:15.445
6	1	10:11.848	8:47.381	48.890	35.577	125.0	37:26.852	10	1	1:59.410	34.151	47.023	38.236	219.5	45:14.855
7	1	1:55.292	34.458	46.652	34.182	214.7	39:22.144								
8	1	1:58.787	35.808	47.545	35.434	219.1	41:20.931								
9	1	1:54.514	34.048	46.179	34.287	219.5	43:15.445								
10	1	1:59.410	34.151	47.023	38.236	219.5	45:14.855								
45 Chevron B36 1676 1. Gianluigi CANDIANI P-2L 2. Frédéric ROUVIER															
1	2	2:31.349	1:00.009	53.170	38.170	126.0	2:31.349	1	1	10:02.382	8:26.776	56.309	39.297	106.6	10:02.382
2	2	2:51.691 B	34.139	1:04.641	1:12.911	233.3	5:23.040	2	1	2:45.703 B	38.785	1:01.377	1:05.541	254.7	12:48.085
3	2	6:58.136 B	4:42.994	1:06.476	1:08.666	148.6	12:21.176	3	1	8:31.681	7:07.468	49.678	34.535	118.6	21:19.766
4	2	8:35.221	7:12.303	48.068	34.850	157.7	20:56.397	4	1	1:52.134	33.215	45.484	33.435	235.8	23:11.900
5	2	1:54.796	33.747	46.699	34.350	226.4	22:51.193	5	1	2:12.181 B	31.898	44.089	56.194	271.4	25:24.081
6	2	2:32.172 B	35.731	58.177	58.264	208.9	25:23.365	6	1	5:27.604	3:39.827	1:12.478	35.299	75.0	30:51.685
7	1	18:22.542	...	52.566	36.855	131.7	43:45.907	7	1	1:49.897	32.065	44.490	33.342	272.7	32:41.582
8	1	2:01.888	35.540	50.406	35.942	222.7	45:47.795	8	1	1:55.536	31.387	48.116	36.033	272.0	34:37.118
49 TOJ SC303 1978 1. Dominique GUENAT P+2L															
1	1	10:02.382	8:26.776	56.309	39.297	106.6	10:02.382	9	1	2:05.018 B	31.853	45.031	48.134	272.0	36:42.136
2	1	2:45.703 B	38.785	1:01.377	1:05.541	254.7	12:48.085	10	1	4:44.932	3:21.790	48.840	34.302	135.3	41:27.068
3	1	8:31.681	7:07.468	49.678	34.535	118.6	21:19.766	11	1	1:50.798	31.664	45.642	33.492	271.4	43:17.866
4	1	1:52.134	33.215	45.484	33.435	235.8	23:11.900	12	1	1:53.563	31.767	45.158	36.638	259.0	45:11.429
5	1	2:12.181 B	31.898	44.089	56.194	271.4	25:24.081								
6	1	5:27.604	3:39.827	1:12.478	35.299	75.0	30:51.685								
7	1	1:49.897	32.065	44.490	33.342	272.7	32:41.582								
8	1	1:55.536	31.387	48.116	36.033	272.0	34:37.118								
9	1	2:05.018 B	31.853	45.031	48.134	272.0	36:42.136								
10	1	4:44.932	3:21.790	48.840	34.302	135.3	41:27.068								
11	1	1:50.798	31.664	45.642	33.492	271.4	43:17.866								
12	1	1:53.563	31.767	45.158	36.638	259.0	45:11.429								
50 Lola T286 1976 1. Maxime GUENAT P+2L															
1	1	2:07.665	45.485	48.213	33.967	143.8	2:07.665								
2	1	2:07.144 B	32.298	46.859	47.987	262.1	4:14.809								
30 Lola T290 1973 1. Peter FISK P-2L															
1	1	9:25.217	7:41.368	1:01.823	42.026	109.9	9:25.217								
2	1	2:53.055 B	39.851	1:05.933	1:07.271	178.2	12:18.272								
3	1	9:19.102	7:45.109	53.974	40.019	121.1	21:37.374								
4	1	2:05.404	36.270	51.053	38.081	215.6	23:42.778								
5	1	2:04.142	36.268	51.119	36.755	225.0	25:46.920								
6	1	2:50.492 B	35.934	1:10.275	1:04.283	233.8	28:37.412								
7	1	4:33.799	2:59.900	54.812	39.087	134.2	33:11.211								
8	1	2:08.182	36.329	52.941	38.912	223.6	35:19.393								
9	1	2:08.954	37.626	52.824	38.504	230.8	37:28.347								
10	1	2:06.000	37.205	51.184	37.611	206.1	39:34.347								
11	1	2:04.755	37.033	50.767	36.955	231.8	41:39.102								
12	1	2:05.437	38.108	50.758	36.571	203.4	43:44.539								
13	1	2:05.640	36.354	52.200	37.086	229.8	45:50.179								
31 Lola T297 1978 1. Dean DESANTIS P-2L 2. Josh TUGGLE															
1	1	3:51.636 B	1:33.206	1:10.031	1:08.399	88.6	3:51.636								
2	1	6:05.373	4:22.603	1:00.883	41.887	119.3	9:57.009								
3	1	2:49.420 B	42.861	1:01.897	1:04.662	186.9	12:46.429								
4	1	8:43.989	7:08.658	55.698	39.633	115.3	21:30.418								



CLASSIC ENDURANCE RACING 2

ESPIRITU DE MONTJUIC

QUALIFYING

Sector Analysis

Lap under Red Flag Invalidated Lap Personal Best Session Best Crossing the pit lane

Lap	D	Time	Sector 1	Sector 2	Sector 3	T. Spd	Elapsed	Lap	D	Time	Sector 1	Sector 2	Sector 3	T. Spd	Elapsed
3	1	4:40.434	3:21.669	45.788	32.977	113.3	8:55.243	10	1	2:22.086	40.716	57.207	44.163	211.8	36:59.190
4	1	2:03.953 B	31.062	43.800	49.091	264.1	10:59.196	11	1	2:18.653	39.782	57.156	41.715	212.2	39:17.843
5	1	9:44.216	8:26.827	44.733	32.656	110.0	20:43.412	12	1	2:20.062	40.002	57.254	42.806	211.8	41:37.905
6	1	1:46.711	31.004	43.226	32.481	263.4	22:30.123	13	1	2:19.609	41.135	56.839	41.635	210.5	43:57.514
7	1	2:15.474 B	43.844	46.919	44.711	271.4	24:45.597	14	1	2:19.369	39.798	57.578	41.993	209.3	46:16.883
8	1	6:02.273	4:13.785	1:14.512	33.976	79.6	30:47.870								
9	1	1:48.237	31.373	44.063	32.801	262.8	32:36.107								
10	1	1:50.587	31.211	46.175	33.201	268.7	34:26.694								
11	1	2:03.423 B	30.967	44.662	47.794	268.0	36:30.117								
12	1	5:05.190 B	3:27.539	49.340	48.311	165.1	41:35.307								

54		Porsche 935 1979		GT2			
		1. Dennis BUSCH					
		2. Marc BUSCH					
1	2	5:39.626 B	3:19.922	1:15.125	1:04.579	122.0	5:39.626
2	2	3:52.418	2:20.760	52.992	38.666	132.4	9:32.044
3	2	3:00.801 B	37.907	1:09.921	1:12.973	189.1	12:32.845
4	2	10:00.683	8:32.142	50.519	38.022	128.4	22:33.528
5	2	2:01.127	35.720	49.390	36.017	218.6	24:34.655
6	2	1:58.697	34.581	48.233	35.883	220.9	26:33.352
7	2	3:13.040 B	54.244	1:17.254	1:01.542	148.1	29:46.392
8	1	4:36.773	3:11.864	49.744	35.165	133.5	34:23.165
9	1	1:54.181	33.175	46.600	34.406	260.2	36:17.346
10	1	1:52.609	32.807	45.518	34.284	262.8	38:09.955
11	1	1:51.363	32.432	45.183	33.748	261.5	40:01.318
12	1	1:51.817	32.367	45.331	34.119	260.9	41:53.135
13	1	1:57.972	32.459	48.854	36.659	260.9	43:51.107
14	1	2:12.139 B	32.179	48.987	50.973	261.5	46:03.246

69		Ligier JS2 1975		GT2			
		1. Mr JOHN OF B					
		2. Soheil AYARI					
1	2	2:37.575	1:07.370	52.379	37.826	124.9	2:37.575
2	2	2:47.437 B	37.529	57.275	1:12.633	227.8	5:25.012
3	2	3:46.929	2:20.739	50.682	35.508	149.2	9:11.941
4	2	2:22.222 B	33.782	53.482	54.958	263.4	11:34.163
5	1	10:02.035	8:30.338	52.978	38.719	146.3	21:36.198
6	1	2:04.299	35.724	50.899	37.676	233.3	23:40.497
7	1	2:03.838	36.567	49.574	37.697	230.3	25:44.335
8	1	2:39.965 B	36.043	57.938	1:05.984	244.3	28:24.300
9	1	3:25.757	1:56.081	51.971	37.705	104.1	31:50.057
10	1	3:02.402 B	1:07.085	56.297	59.020	228.8	34:52.459
11	2	7:00.603 B	5:17.417	54.743	48.443	147.9	41:53.062

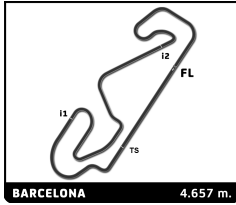
76		Porsche 911 SC Gr.IV 1981		INV			
		1. Matteo RADICIONI					
1	1	3:19.640	1:17.281	1:08.593	53.766	96.2	3:19.640
2	1	3:35.923 B	1:04.000	1:22.028	1:09.895	97.4	6:55.563
3	1	3:11.500	1:15.948	1:07.244	48.308	116.1	10:07.063
4	1	3:44.118 B	1:06.336	1:25.365	1:12.417	91.0	13:51.181
5	1	8:10.194	6:16.828	1:06.969	46.397	103.3	22:01.375
6	1	2:26.891	43.475	59.610	43.806	203.4	24:28.266
7	1	2:50.222 B	40.880	1:04.092	1:05.250	208.1	27:18.488
8	1	4:55.058	3:04.687	1:03.667	46.704	78.3	32:13.546
9	1	2:23.558	41.585	57.475	44.498	208.1	34:37.104

81		Ford Capri Zakspeed Turbo 1981		GT2			
		1. Emile BREITTMAYER					
1	1	9:17.171	7:38.558	58.957	39.656	115.9	9:17.171
2	1	2:25.179 B	38.341	51.563	55.275	198.2	11:42.350
3	1	10:05.684	8:36.021	52.140	37.523	130.9	21:48.034
4	1	2:04.260	34.686	53.074	36.500	246.0	23:52.294
5	1	2:17.893 B	34.914	52.528	50.451	246.6	26:10.187
6	1	8:24.257	6:56.321	50.685	37.251	128.6	34:34.444
7	1	2:16.491 B	33.745	50.955	51.791	254.1	36:50.935

84		Porsche 935 K3 1981		GT2			
		1. Olivier BREITTMAYER					
1	1	9:20.261					9:20.261
2	1	12:30.492 B	...	52.826	37.275	124.3	21:50.753
3	1	1:58.857	33.959	49.097	35.801	255.9	23:49.610
4	1	1:59.924	33.994	49.579	36.351	251.7	25:49.534
5	1	2:59.584 B	35.000	1:13.875	1:10.709	247.7	28:49.118
6	1	3:44.399	2:03.788	1:01.615	38.996	105.8	32:33.517

85		Lola T292 1973		P-2L			
		1. Tony SINCLAIR					
		2. Nick PADMORE					
1	1	2:26.424	57.150	52.652	36.622	126.9	2:26.424
2	1	2:48.806 B	34.782	1:05.166	1:08.858	236.8	5:15.230
3	1	4:16.966	2:49.949	50.405	36.612	133.7	9:32.196
4	1	2:58.777 B	37.574	1:06.145	1:15.058	177.3	12:30.973
5	2	9:05.369	7:34.838	52.015	38.516	129.8	21:36.342
6	2	1:59.117	35.895	49.115	34.107	233.3	23:35.459
7	2	1:54.957	33.284	47.084	34.589	243.8	25:30.416
8	2	2:46.368 B	34.164	1:03.271	1:08.933	244.9	28:16.784
9	2	5:10.845	3:51.357	46.237	33.251	137.1	33:27.629
10	2	1:48.923	31.970	44.133	32.820	243.8	35:16.552
11	2	1:49.753	31.429	44.516	33.808	246.6	37:06.305
12	2	1:49.979	32.531	44.463	32.985	248.3	38:56.284
13	2	2:05.579 B	32.554	44.599	48.426	247.1	41:01.863

88		BMW M1 Procar 1979		GT2			
		1. Steven OSBORNE					
		2. Chris WARD					
1	2	3:32.162 B	1:38.420	1:02.324	51.418	93.3	3:32.162
2	2	5:30.177	3:57.291	54.782	38.104	142.7	9:02.339
3	2	2:14.993 B	35.945	51.457	47.591	231.3	11:17.332
4	2	9:35.031	8:10.277	49.971	34.783	100.7	20:52.363
5	2	1:52.746	33.367	45.963	33.416	238.9	22:45.109
6	2	1:53.183	32.695	46.868	33.620	241.1	24:38.292
7	2	2:11.388 B	33.246	50.913	47.229	241.1	26:49.680
8	1	4:23.713	2:43.372	1:04.103	36.238	81.4	31:13.393
9	1	1:57.890	35.130	47.677	35.083	221.8	33:11.283
10	1	1:56.470	34.173	47.705	34.592	236.8	35:07.753



CLASSIC ENDURANCE RACING 2

ESPIRITU DE MONTJUIC

QUALIFYING

Sector Analysis

Lap under Red Flag												Invalidated Lap	Personal Best	Session Best	B Crossing the pit lane
Lap	D	Time	Sector 1	Sector 2	Sector 3	T. Spd	Elapsed	Lap	D	Time	Sector 1	Sector 2	Sector 3	T. Spd	Elapsed
94 Chevron B36 1976 1.Carlos de QUESADA P-2L 2.Scooter GABEL															
1	1	2:49.573	1:15.345	54.015	40.213	96.3	2:49.573								
2	1	3:06.430 B	40.064	1:19.363	1:07.003	221.8	5:56.003								
3	1	3:13.453	1:45.861	52.258	35.334	126.8	9:09.456								
4	1	2:23.119 B	33.616	54.499	55.004	231.3	11:32.575								
5	1	9:21.596	7:58.436	48.921	34.239	150.8	20:54.171								
6	1	1:52.068	33.273	45.803	32.992	232.8	22:46.239								
7	1	1:51.007	32.414	45.495	33.098	233.3	24:37.246								
8	1	2:10.200	B 32.320	48.259	49.621	232.3	26:47.446								
9	2	4:35.858	3:02.772	58.652	34.434	66.7	31:23.304								
10	2	1:54.524	33.451	47.091	33.982	227.8	33:17.828								
11	2	1:53.685	33.162	46.451	34.072	225.5	35:11.513								
12	2	1:55.868	32.893	47.800	35.175	232.3	37:07.381								
13	2	1:53.138	33.665	45.775	33.698	233.3	39:00.519								
14	2	1:51.867	32.309	45.548	34.010	230.8	40:52.386								
15	2	1:52.228	32.532	45.748	33.948	227.8	42:44.614								
16	2	1:52.134	32.392	45.972	33.770	232.3	44:36.748								
17	2	1:51.257	32.350	45.537	33.370	231.3	46:28.005								
100 Porsche 935 K3 1980 1.Jim NORMAN GT2															
1	1	6:43.123	B 1:02.336	54.188	4:46.599	127.7	6:43.123								
2	1	15:44.526	...	57.825	42.804	84.9	22:27.649								
3	1	2:16.120	40.337	53.368	42.415	182.4	24:43.769								
4	1	2:14.906	39.214	53.679	42.013	184.6	26:58.675								
5	1	3:20.694	1:01.615	1:21.027	58.052	98.3	30:19.369								
6	1	2:08.987	37.413	53.091	38.483	228.3	32:28.356								
7	1	2:08.920	36.525	52.106	40.289	221.3	34:37.276								
8	1	2:07.022	36.370	51.844	38.808	227.8	36:44.298								
9	1	2:06.910	36.927	51.551	38.432	231.8	38:51.208								
10	1	2:06.991	36.198	52.842	37.951	248.8	40:58.199								
11	1	2:05.002	35.487	51.305	38.210	248.8	43:03.201								
12	1	2:05.966	36.069	51.757	38.140	240.5	45:09.167								
131 Chevron B31 1975 1.Ross HYETT P-2L 2.Charlie HYETT															
1	1	3:20.391	1:34.989	1:02.077	43.325	120.1	3:20.391								
2	1	3:37.995	B 1:03.781	1:22.883	1:11.331	97.9	6:58.386								
3	1	2:37.329	1:07.726	52.283	37.320	109.8	9:35.715								
4	1	2:59.569 B	35.397	1:11.317	1:12.855	228.8	12:35.284								
5	2	8:28.724	7:04.947	49.070	34.707	140.8	21:04.008								
6	2	1:54.316	33.683	46.213	34.420	235.3	22:58.324								
7	2	1:52.524	32.736	45.920	33.868	236.8	24:50.848								
8	2	6:58.625	B 32.896	5:28.406	57.323	236.8	31:49.473								
9	2	5:09.650	3:46.343	47.651	35.656	160.7	36:59.123								
180 Porsche 934/5 1977 1.Lars ROLNER GT2 2.Patrick SIMON															
1	1	2:52.890	1:17.726	55.458	39.706	120.7	2:52.890								
2	1	3:04.875 B	38.770	1:18.481	1:07.624	248.3	5:57.765								
3	1	3:12.889	1:46.472	50.381	36.036	135.0	9:10.654								
223 Lola T292 1973 1.Floris FICK P-2L															
1	1	2:54.619	1:09.700	1:00.922	43.997	112.0	2:54.619								
2	1	3:07.919 B	48.327	1:11.097	1:08.495	144.8	6:02.538								
3	1	5:07.666 B	3:18.636	56.237	52.793	120.3	11:10.204								
4	1	10:24.611	8:52.543	53.654	38.414	120.1	21:34.815								
5	1	2:06.709	37.410	51.697	37.602	228.8	23:41.524								
6	1	2:04.204	36.011	51.244	36.949	238.9	25:45.728								
7	1	2:46.808	B 35.238	1:07.359	1:04.211	242.2	28:32.536								
8	1	3:31.618	2:04.711	49.874	37.033	81.9	32:04.154								
9	1	2:02.411	35.654	49.740	37.017	236.8	34:06.565								
10	1	2:00.543	35.183	49.118	36.242	241.1	36:07.108								
11	1	1:59.797	35.045	48.680	36.072	241.6	38:06.905								
12	1	1:59.733	34.779	48.834	36.120	242.2	40:06.638								
13	1	1:59.514	34.885	48.617	36.012	241.6	42:06.152								
14	1	1:59.162	35.267	47.994	35.901	238.9	44:05.314								
15	1	1:59.835	34.901	48.768	36.166	242.2	46:05.149								
231 TOJ SC 206 1977 1.Frank MOREL P-2L															
1	1	9:44.494	7:59.857	1:03.358	41.279	94.2	9:44.494								
2	1	2:55.106 B	45.802	1:01.473	1:07.831	155.6	12:39.600								
3	1	8:39.125	7:10.030	52.791	36.304	94.7	21:18.725								
4	1	1:53.883	33.358	47.090	33.435	241.1	23:12.608								
5	1	1:53.031	32.136	45.645	35.250	250.6	25:05.639								
6	1	2:14.942	B 32.715	47.862	54.365	251.2	27:20.581								
7	1	8:35.874	7:12.504	48.489	34.881	112.4	35:56.455								
8	1	1:50.520	32.350	44.860	33.310	250.0	37:46.975								
9	1	1:50.444	32.052	44.718	33.674	253.5	39:37.419								
10	1	1:53.232	32.794	46.331	34.107	254.1	41:30.651								
11	1	1:49.148	31.501	44.267	33.380	252.9	43:19.799								
12	1	1:52.056	31.837	44.793	35.426	254.1	45:11.855								