

# CLASSIC ENDURANCE RACING 1

## ESPIRITU DE MONTJUÏC

### QUALIFYING

### Sector Analysis

Lap under Red Flag   Invalidated Lap   Personal Best   Session Best   Crossing the pit lane

Lap	D	Time	Sector 1	Sector 2	Sector 3	T. Spd	Elapsed	Lap	D	Time	Sector 1	Sector 2	Sector 3	T. Spd	Elapsed	
<b>1</b>	<b>Porsche 917 K 1970</b> 1. Philippe SIFFERT 2. Michel SPEYER							P+2L	10	1	2:34.466	44.256	1:00.376	49.834	184.6	38:17.206
	11	1	<b>7:18.390 B</b>	<b>41.760</b>	5:22.585	1:14.045	223.1		45:35.596							
	1	1	4:13.875	1:45.262	1:27.750	1:00.863	91.3		4:13.875							
	2	1	<b>3:19.671</b>	1:00.527	1:21.896	<b>57.248</b>	117.1		7:33.546							
	3	1	3:25.080 B	<b>58.690</b>	1:17.106	1:09.284	115.3		10:58.626							
	4	1	16:35.921 B	...	1:24.209	1:09.050	85.4		27:34.547							
	5	1	6:51.966 B	4:38.089	<b>1:11.796</b>	1:02.081	87.4		34:26.513							
6	2	<b>7:30.806 B</b>	4:57.763	1:17.373	1:15.670	87.7	41:57.319									
<b>3</b>	<b>Lola T70 Mk.3B 1968</b> 1. Jason STUART WRIGHT							P+2L	1	1	3:33.637	1:41.442	1:03.816	48.379	109.0	3:33.637
	2	1	2:36.943	44.076	1:05.672	47.195	180.0		6:10.580							
	3	1	2:33.970	45.219	1:01.878	46.873	168.5		8:44.550							
	4	1	2:34.381	43.548	1:04.097	46.736	190.8		11:18.931							
	5	1	2:33.704	43.171	1:03.456	47.077	193.9		13:52.635							
	6	1	2:32.675	42.484	1:02.682	47.509	213.9		16:25.310							
	7	1	2:35.589	43.683	1:03.421	48.485	213.4		19:00.899							
	8	1	2:36.385	44.664	1:03.088	48.633	186.9		21:37.284							
	9	1	2:33.985	44.547	1:02.709	46.729	196.0		24:11.269							
	10	1	2:29.908	41.815	1:00.827	47.266	229.3		26:41.177							
	11	1	2:32.365	43.653	1:02.554	46.158	195.7		29:13.542							
	12	1	2:27.922	42.043	1:00.725	45.154	226.9		31:41.464							
	13	1	2:29.675	41.560	1:01.974	46.141	220.4		34:11.139							
	14	1	2:28.222	<b>41.330</b>	1:01.027	45.865	232.8		36:39.361							
	15	1	<b>2:26.142</b>	42.216	<b>59.924</b>	<b>44.002</b>	236.8		39:05.503							
	16	1	<b>3:07.341 B</b>	42.873	1:03.487	1:20.981	177.0		42:12.844							
	<b>4</b>	<b>Porsche 908/03 1971</b> 1. Henrique GEMPERLE 2. Marc de SIEBENTHAL							P+2L	1	2	4:15.999	2:29.200	1:00.615	46.184	117.0
2		2	2:30.112	43.465	1:00.712	45.935	184.3	6:46.111								
3		2	2:27.560	41.800	1:01.215	44.545	203.4	9:13.671								
4		2	2:28.109	42.655	1:00.708	44.746	194.2	11:41.780								
5		2	2:43.171 B	43.313	1:02.273	57.585	193.5	14:24.951								
6		2	18:38.459	...	1:03.155	48.120	123.4	33:03.410								
7		2	2:27.095	42.670	1:00.038	44.387	197.1	35:30.505								
8		2	<b>2:22.852</b>	40.746	<b>58.306</b>	<b>43.800</b>	227.4	37:53.357								
9		2	2:24.241	<b>40.716</b>	58.785	44.740	238.4	40:17.598								
10		2	<b>3:09.160 B</b>	40.619	1:05.661	1:22.880	223.6	43:26.758								
<b>5</b>		<b>Chevron B19 1971</b> 1. Olivier BREITMAYER								P-2L	1	1	10:17.193	8:24.347	1:05.711	47.135
	2	1	2:35.820	45.821	1:02.275	47.724	193.9	12:53.013								
	3	1	2:36.147	44.072	1:04.320	47.755	198.2	15:29.160								
	4	1	3:01.657 B	47.524	1:05.676	1:08.457	188.5	18:30.817								
	5	1	7:10.321	5:16.543	1:03.318	50.460	85.2	25:41.138								
	6	1	2:30.316	43.234	1:01.522	45.560	215.1	28:11.454								
	7	1	<b>2:28.926</b>	43.467	<b>1:00.363</b>	<b>45.096</b>	216.9	30:40.380								
	8	1	2:30.118	43.841	1:00.457	45.820	205.3	33:10.498								
	9	1	2:32.242	44.225	1:02.213	45.804	197.1	35:42.740								
	<b>8</b>	<b>Chevron B21 1972</b> 1. Daniel ROUSTAN							P-2L		1	1	7:48.207	5:54.975	1:05.277	47.955
2		1	2:40.825	45.547	1:07.238	48.040	186.2	10:29.032								
3		1	2:36.662	44.716	1:04.235	47.711	206.9	13:05.694								
4		1	2:40.460	43.845	1:09.164	47.451	207.7	15:46.154								
5		1	2:38.634	45.802	1:04.822	48.010	172.2	18:24.788								
6		1	2:37.788	45.562	1:05.116	47.110	190.5	21:02.576								
7		1	2:50.712	58.541	1:03.988	48.183	220.4	23:53.288								
8		1	2:36.144	43.628	1:05.365	47.151	215.6	26:29.432								
9		1	<b>2:31.529</b>	43.116	1:02.889	<b>45.524</b>	215.6	29:00.961								
10		1	2:32.316	<b>42.997</b>	<b>1:02.864</b>	46.455	222.2	31:33.277								
11		1	2:57.152	43.749	1:26.214	47.189	201.5	34:30.429								
12		1	2:34.141	44.013	1:04.354	45.774	187.8	37:04.570								
13		1	2:35.314	43.497	1:04.552	47.265	194.6	39:39.884								
14		1	<b>3:16.753 B</b>	43.050	1:14.035	1:19.668	207.3	42:56.637								
<b>9</b>	<b>Chevron B19 1971</b> 1. Alexander FURIANI							P-2L	1	1	9:58.527 B	7:39.497	1:16.272	1:02.758	84.6	9:58.527
	2	1	6:05.571	4:14.842	1:04.434	46.295	89.0		16:04.098							
	3	1	2:35.357	45.614	1:03.008	46.735	167.2		18:39.455							
	4	1	2:31.209	43.482	1:02.037	45.690	189.8		21:10.664							
	5	1	2:53.294 B	42.718	<b>1:00.710</b>	1:09.866	209.7		24:03.958							
	6	1	12:06.567	...	1:03.877	47.316	115.9		36:10.525							
	7	1	<b>2:29.846</b>	43.122	1:02.066	<b>44.658</b>	207.7		38:40.371							
	8	1	<b>2:40.045 B</b>	<b>41.426</b>	1:00.827	57.792	232.3		41:20.416							
<b>10</b>	<b>Chevron B16 1971</b> 1. Franco MEINERS							P-2L	1	1	3:39.229	1:36.374	1:11.024	51.831	106.7	3:39.229
	2	1	3:13.125 B	53.536	1:13.328	1:06.261	110.7		6:52.354							
	3	1	11:10.620	9:14.931	1:07.548	48.141	115.6		18:02.974							
	4	1	2:45.163	47.619	1:07.369	50.175	175.3		20:48.137							
	5	1	2:40.636	46.622	1:05.838	48.176	173.1		23:28.773							
	6	1	2:52.067 B	<b>44.942</b>	1:05.350	1:01.775	189.1		26:20.840							
	7	1	9:59.480	8:05.529	1:05.563	48.388	135.5		36:20.320							
	8	1	<b>2:34.203</b>	45.366	<b>1:02.992</b>	<b>45.845</b>	199.3		38:54.523							
	9	1	<b>3:06.724 B</b>	46.540	1:05.375	1:14.809	203.4		42:01.247							
	<b>13</b>	<b>Chevron B8 1969</b> 1. Oren NATAF							P-2L	1	1	5:19.281	3:15.409	1:11.361	<b>52.511</b>	88.5
2		1	<del>2:51.273</del>	<b>48.534</b>	1:10.158	52.581	171.7	8:10.554								
3		1	3:03.425	53.560	1:12.016	57.849	139.2	11:13.979								
4		1	3:30.338 B	58.198	1:23.843	1:08.297	134.5	14:44.317								
5		1	6:28.990 B	3:54.176	1:18.062	1:16.752	96.6	21:13.307								
6		1	10:20.687	8:14.452	1:12.069	54.166	91.0	31:33.994								
7		1	3:01.314	53.624	1:14.217	53.473	151.5	34:35.308								
8		1	<b>2:53.196</b>	49.893	<b>1:10.140</b>	53.163	156.1	37:28.504								



# CLASSIC ENDURANCE RACING 1

## ESPIRITU DE MONTJUIC

### QUALIFYING

#### Sector Analysis

Lap	D	Time	Sector 1	Sector 2	Sector 3	T. Spd	Elapsed	Lap	D	Time	Sector 1	Sector 2	Sector 3	T. Spd	Elapsed							
9	1	3:01.311	52.303	1:13.871	55.137	145.4	40:29.815															
10	1	<b>3:22.585B</b>	54.563	1:15.142	1:12.880	169.8	43:52.400															
<b>14</b> Ferrari 512 M 1971 1. David HART 2. Olivier HART P+2L								<b>18</b> Lola T70 Mk.3B 1969 1. Stuart WILTSHIRE P+2L														
1	1	24:27.100	...	1:01.974	44.265	139.5	24:27.100	1	1	6:03.100	4:11.398	1:03.699	48.003	138.1	6:03.100							
2	1	2:28.912	44.384	1:00.773	43.755	169.3	26:56.012	2	1	<b>2:30.251</b>	42.540	1:01.030	46.681	217.3	8:33.351							
3	1	2:26.248	41.048	1:01.729	43.471	181.8	29:22.260	3	1	2:33.277	42.977	1:03.106	47.194	205.3	11:06.628							
4	1	2:21.517	39.761	59.640	42.116	224.1	31:43.777	4	1	2:32.350	<b>42.308</b>	1:03.940	46.102	215.1	13:38.978							
5	1	2:33.557B	40.541	57.975	55.041	223.6	34:17.334	5	1	2:32.668	42.503	1:02.046	48.119	213.4	16:11.646							
6	1	3:41.547	2:03.994	<b>54.997</b>	42.556	150.6	37:58.881	6	1	2:49.497B	45.363	1:04.815	59.319	187.5	19:01.143							
7	1	<b>2:14.159</b>	<b>38.225</b>	55.511	<b>40.423</b>	246.0	40:13.040	7	1	10:16.171	8:22.194	1:06.774	47.203	124.4	29:17.314							
8	1	<b>3:11.115B</b>	37.283	1:12.548	1:21.284	264.1	43:24.155	8	1	2:31.769	42.986	1:03.172	45.611	220.4	31:49.083							
<b>15</b> Chevron B19 1971 1. John EMBERSON 2. Nigel GREENSALL P-2L								<b>19</b> Chevron B19 1971 1. Rolf SIGRIST 2. Davide MAZZOLENI P-2L														
1	1	6:26.112					6:26.112	1	1	6:17.300	4:27.135	1:02.824	47.341	122.0	6:17.300							
2	1	5:22.393					11:48.505	2	1	2:32.877	44.118	1:01.080	47.679	200.4	8:50.177							
3	1	11:32.827B					23:21.332	3	1	2:57.766B	44.391	1:07.505	1:05.870	187.2	11:47.943							
4	1	2:35.885					25:57.217	4	2	5:42.362	3:51.042	1:03.565	47.755	128.6	17:30.305							
5	1	2:33.697					28:30.914	5	2	2:33.059	47.093	1:00.911	45.055	159.5	20:03.364							
6	1	2:36.793					31:07.707	6	2	2:28.677	44.638	59.085	44.954	173.4	22:32.041							
7	1	7:04.848					38:12.555	7	2	2:23.739	41.794	58.341	43.604	203.4	24:55.780							
8	1	<b>2:24.445</b>					40:37.000	8	2	2:24.902	41.321	56.435	47.146	220.9	27:20.682							
<b>16</b> Lola T212 1971 1. Serge KRIKNOFF P-2L								9								2	2:19.768	40.038	56.608	43.122	220.4	29:40.450
1	1	20:19.242	...	1:12.435	51.516	90.9	20:19.242	10	2	2:19.534	40.705	56.776	<b>42.053</b>	226.9	31:59.984							
2	1	2:47.734	50.146	1:06.382	51.206	146.3	23:06.976	11	2	2:24.713	40.134	1:02.141	42.438	235.8	34:24.697							
3	1	2:42.956	48.741	1:05.448	48.767	168.0	25:49.932	12	2	<b>2:16.756</b>	39.089	<b>55.266</b>	42.401	237.4	36:41.453							
4	1	2:39.328	47.172	1:03.805	48.351	161.7	28:29.260	13	2	2:21.826	<b>38.751</b>	1:00.637	42.438	238.4	39:03.279							
5	1	2:35.668	44.576	1:03.816	47.276	192.9	31:04.928	14	2	<b>2:55.621B</b>	39.871	1:02.316	1:13.434	239.5	41:58.900							
6	1	2:35.938	<b>44.230</b>	1:03.043	48.665	194.2	33:40.866	<b>21</b> De Tomaso Pantera Gr. IV 1975 1. Detlef VON DER LIECK 2. Ralf KELLENNERS GT1														
7	1	2:50.331	46.198	1:11.077	53.056	180.6	36:31.197	1	2	4:01.106	2:15.008	1:01.219	44.879	128.4	4:01.106							
8	1	<b>2:34.434</b>	44.711	<b>1:02.623</b>	<b>47.100</b>	198.9	39:05.631	2	2	<b>2:26.253</b>	<b>42.341</b>	<b>1:00.167</b>	<b>43.745</b>	179.7	6:27.359							
9	1	<b>3:08.827B</b>	45.048	1:04.138	1:19.641	176.5	42:14.458	3	2	2:44.902B	45.891	1:02.388	56.623	162.2	9:12.261							
<b>17</b> Chevron B8 1969 1. Benjamin HATTON P-2L								4								1	29:53.105	...	1:11.259	54.568	110.2	39:05.366
1	1	3:04.369	1:02.591	1:11.042	50.736	95.3	3:04.369	5	1	<b>3:22.419B</b>	53.579	1:19.071	1:09.769	135.3	42:27.785							
2	1	2:49.877	48.542	1:10.096	51.239	170.3	5:54.246	<b>22</b> Lola T70 Mk.3B 1969 1. Philippe SCEMAMA P+2L														
3	1	2:48.660	49.023	1:09.154	50.483	175.0	8:42.906	1	1	3:34.674	1:42.924	1:03.987	47.763	122.3	3:34.674							
4	1	3:06.925B	50.019	1:11.218	1:05.688	161.7	11:49.831	2	1	2:36.690	46.858	1:04.001	45.831	168.0	6:11.364							
5	1	8:11.681	6:20.599	1:02.774	48.308	147.5	20:01.512	3	1	2:34.378	46.268	1:03.793	44.317	173.4	8:45.742							
6	1	2:30.709	44.029	1:00.454	46.226	200.4	22:32.221	4	1	2:33.661	44.014	1:03.138	46.509	184.6	11:19.403							
7	1	2:27.491	43.599	<b>59.168</b>	44.724	193.9	24:59.712	5	1	2:54.138B	43.564	1:05.168	1:05.406	178.2	14:13.541							
8	1	2:28.021	<b>42.457</b>	59.486	46.078	200.0	27:27.733	6	1	7:40.794	5:55.050	1:00.982	44.762	128.1	21:54.335							
9	1	2:50.504	42.579	1:18.085	49.840	186.5	30:18.237	7	1	2:27.512	43.731	59.509	44.272	170.9	24:21.847							
10	1	2:45.841	55.928	1:02.613	47.300	191.2	33:04.078	8	1	2:30.087	43.732	1:01.506	44.849	180.3	26:51.934							
11	1	2:52.123	43.249	1:08.635	1:00.239	184.3	35:56.201	9	1	2:50.385B	42.184	1:04.304	1:03.897	213.9	29:42.319							
12	1	<b>2:26.903</b>	42.643	59.626	<b>44.634</b>	190.5	38:23.104	10	1	5:24.497	3:35.147	1:03.391	45.959	148.6	35:06.816							
13	1	<b>2:31.555</b>	43.869	1:02.356	45.330	186.5	40:54.659	11	1	<b>2:25.129</b>	42.358	<b>58.508</b>	<b>44.263</b>	191.8	37:31.945							
14	1	<b>3:26.866B</b>	53.180	1:16.568	1:17.118	138.6	44:21.525															





# CLASSIC ENDURANCE RACING 1

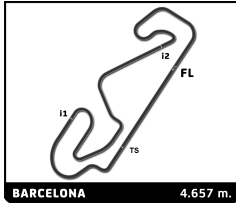
## ESPIRITU DE MONTJUIC

### QUALIFYING

#### Sector Analysis

Lap under Red Flag Invalidated Lap Personal Best Session Best B Crossing the pit lane

Lap	D	Time	Sector 1	Sector 2	Sector 3	T. Spd	Elapsed	Lap	D	Time	Sector 1	Sector 2	Sector 3	T. Spd	Elapsed			
12	1	2:25.256	41.953	58.775	44.528	194.2	39:57.201	<b>35</b>	Lola T70 Mk.3B 1969 1.Armand MILLE	P+2L	1	1	3:13.439	1:21.652	1:05.716	46.071	104.5	3:13.439
13	1	3:21.418B	42.530	1:14.410	1:24.478	188.5	43:18.619				2	1	2:30.132	42.537	1:02.101	45.494	210.1	5:43.571
<b>24</b>		<b>Chevron B16 1971</b> 1.François BOURDIN 2.Charles BOURDIN					P-2L	3	1	2:25.071	40.806	59.899	44.366	219.1	8:08.642			
1	1	4:07.187	2:17.339	1:03.586	46.262	125.9	4:07.187	4	1	2:23.399	41.279	58.648	43.472	210.5	10:32.041			
2	1	2:33.430	44.440	1:02.434	46.556	198.5	6:40.617	5	1	2:49.739B	41.242	57.991	1:10.506	201.9	13:21.780			
3	1	2:38.885	44.913	1:06.284	47.688	193.9	9:19.502	6	1	5:50.899B	3:49.144	1:03.535	58.220	149.2	19:12.679			
4	1	2:37.403	45.484	1:05.525	46.394	190.1	11:56.905	7	1	8:38.756	6:54.703	59.899	44.154	108.7	27:51.435			
5	1	2:36.884	45.456	1:04.042	47.386	194.9	14:33.789	8	1	2:25.055	40.746	58.963	45.346	226.9	30:16.490			
6	1	2:42.953B	45.752	1:02.564	54.637	190.8	17:16.742	9	1	2:23.998	41.250	58.896	43.852	194.2	32:40.488			
7	2	6:13.217	4:14.892	1:11.054	47.271	107.6	23:29.959	10	1	2:25.223	40.944	1:00.969	43.310	216.0	35:05.711			
8	2	2:35.941	45.532	1:03.504	46.905	185.6	26:05.900	11	1	2:22.722	40.454	58.752	43.516	240.5	37:28.433			
9	2	2:37.910	43.791	1:04.110	50.009	201.9	28:43.810	12	1	2:23.198	40.364	58.462	44.372	234.8	39:51.631			
10	2	2:35.659	45.288	1:04.060	46.311	185.2	31:19.469	13	1	3:12.821B	40.462	1:09.975	1:22.384	238.4	43:04.452			
11	2	2:34.160	45.057	1:03.115	45.988	179.1	33:53.629											
12	2	2:32.490	44.301	1:01.888	46.301	203.0	36:26.119											
<b>25</b>		<b>Porsche 911 Carrera RSR 3.0 (C) 1974</b> 1.Uwe KOLB 2.Patrick KOLB					GT1	<b>36</b>		<b>Porsche 910 1967</b> 1.Jürgen RUDOLPH					P-2L			
1	2	3:15.776	1:28.427	1:03.660	43.689	108.9	3:15.776	1	1	8:01.508	6:00.782	1:09.863	50.863	105.3	8:01.508			
2	2	2:28.342	42.336	1:01.033	44.973	187.8	5:44.118	2	1	2:45.520	48.264	1:08.087	49.169	165.9	10:47.028			
3	2	2:25.026	43.752	57.830	43.444	166.4	8:09.144	3	1	2:44.319	48.250	1:07.292	48.777	157.2	13:31.347			
4	2	2:23.874	41.547	58.755	43.572	194.9	10:33.018	4	1	2:44.317	48.468	1:07.135	48.714	154.7	16:15.664			
5	2	2:50.897B	42.454	1:04.254	1:04.189	176.8	13:23.915	5	1	2:43.071	48.503	1:05.908	48.660	154.9	18:58.735			
6	1	5:50.413	3:42.154	1:14.184	54.075	83.7	19:14.328	6	1	2:40.208	46.658	1:05.322	48.228	170.3	21:38.943			
7	1	2:54.101	49.630	1:13.082	51.389	172.0	22:08.429	7	1	2:40.464	47.298	1:04.992	48.174	159.8	24:19.407			
8	1	2:43.389	47.607	1:05.234	50.548	179.1	24:51.818	8	1	2:42.259	46.020	1:07.470	48.769	194.6	27:01.666			
9	1	2:43.606	48.454	1:04.855	50.297	147.3	27:35.424	9	1	2:53.710B	45.689	1:03.479	1:04.542	186.9	29:55.376			
10	1	2:41.545	47.021	1:05.394	49.130	171.2	30:16.969											
11	1	2:42.642	49.850	1:03.665	49.127	124.6	32:59.611	<b>37</b>		<b>Lola T70 Mk.3 1967</b> 1.Romain BELLETESTE					P+2L			
12	1	2:41.593	45.908	1:05.800	49.885	199.6	35:41.204	1	1	11:23.525	9:24.759	1:09.472	49.294	97.6	11:23.525			
13	1	2:40.485	45.793	1:05.263	49.429	192.2	38:21.689	2	1	2:41.965	47.999	1:05.873	48.093	166.9	14:05.490			
14	1	2:37.682	45.935	1:03.294	48.453	195.7	40:59.371	3	1	2:40.633	45.350	1:06.188	49.095	188.8	16:46.123			
15	1	3:25.334B	55.096	1:11.381	1:18.857	114.2	44:24.705	4	1	3:02.776B	48.395	1:09.603	1:04.778	158.6	19:48.899			
<b>27</b>		<b>Chevron B16 1970</b> 1.John SHELDON					P-2L	5	1	7:32.893	5:34.856	1:07.311	50.726	80.2	27:21.792			
1	1	3:53.034	1:54.806	1:07.184	51.044	115.9	3:53.034	6	1	2:42.486	46.324	1:06.613	49.549	180.6	30:04.278			
2	1	2:45.491	46.273	1:09.194	50.024	174.2	6:38.525	7	1	2:42.974	46.518	1:07.484	48.972	183.4	32:47.252			
3	1	2:44.915	45.443	1:07.242	52.230	189.5	9:23.440	8	1	2:38.127	45.495	1:04.621	48.011	195.3	35:25.379			
4	1	2:43.918	48.064	1:05.272	50.582	163.4	12:07.358	9	1	2:36.371	44.468	1:03.810	48.093	200.0	38:01.750			
5	1	2:43.873	48.260	1:05.263	50.350	161.2	14:51.231	10	1	2:40.846	44.546	1:06.338	49.962	194.6	40:42.596			
6	1	2:45.078	46.746	1:06.575	51.757	185.9	17:36.309	11	1	3:31.185B	54.869	1:20.182	1:16.134	129.7	44:13.781			
7	1	3:18.367B	1:08.426	1:06.804	1:03.137	178.8	20:54.676											
8	1	7:16.890	5:18.122	1:07.632	51.136	109.1	28:11.566	<b>45</b>		<b>Chevron B19 1971</b> 1.Gianluigi CANDIANI 2.Frédéric ROUVIER					P-2L			
9	1	2:46.059	48.342	1:06.695	51.022	167.2	30:57.625	1	1	6:05.975	4:06.555	1:08.082	51.338	125.6	6:05.975			
10	1	2:41.869	45.666	1:06.205	49.998	196.4	33:39.494	2	1	2:39.823	47.166	1:03.857	48.800	176.8	8:45.798			
11	1	2:40.361	46.003	1:05.050	49.308	205.3	36:19.855	3	1	2:46.730	47.582	1:07.846	51.302	189.1	11:32.528			
12	1	2:37.529	45.149	1:04.502	47.878	204.5	38:57.384	4	1	2:58.906B	47.161	1:08.299	1:03.446	193.9	14:31.434			
13	1	3:06.275B	45.391	1:05.848	1:15.036	208.9	42:03.659	5	2	6:20.864	4:27.502	58.920	54.442	146.7	20:52.298			
								6	2	2:21.962	41.301	57.915	42.746	218.6	23:14.260			
								7	2	2:19.400	40.807	56.542	42.051	225.0	25:33.660			
								8	2	2:19.276	40.642	56.919	41.715	230.3	27:52.936			



# CLASSIC ENDURANCE RACING 1

## ESPIRITU DE MONTJUÏC

### QUALIFYING

#### Sector Analysis

Lap under Red Flag    Invalidated Lap    Personal Best    Session Best    B Crossing the pit lane

Lap	D	Time	Sector 1	Sector 2	Sector 3	T. Spd	Elapsed	Lap	D	Time	Sector 1	Sector 2	Sector 3	T. Spd	Elapsed
9	2	2:22.814	39.976	59.212	43.626	216.9	30:15.750	13	1	<b>2:23.156</b>	41.866	<b>57.432</b>	43.858	210.5	34:53.581
10	2	<b>2:16.617</b>	<b>39.621</b>	<b>55.504</b>	<b>41.492</b>	234.3	32:32.367	14	1	2:23.501	41.719	58.285	43.497	210.5	37:17.082
11	2	2:37.709B	42.726	59.869	55.114	198.2	35:10.076	15	1	2:25.514	41.569	57.994	45.951	208.1	39:42.596
12	1	4:32.149	2:42.030	1:03.790	46.329	114.3	39:42.225	16	1	<b>3:18.339B</b>	44.092	1:13.000	1:21.247	203.0	43:00.935
13	1	<b>3:16.488B</b>	43.804	1:11.900	1:20.784	201.1	42:58.713								

49		Porsche 911 Carrera RS 3.0 1974						GT1	
		1.Christophe FLORIN							
1	1	3:35.428	1:20.780	1:18.355	56.293	94.7	3:35.428		
2	1	3:09.386	58.271	1:15.613	55.502	113.1	6:44.814		
3	1	3:00.807	53.797	1:12.219	54.791	152.5	9:45.621		
4	1	3:11.362B	53.873	1:14.789	1:02.700	136.4	12:56.983		
5	1	7:04.463	5:01.014	1:10.516	52.933	110.5	20:01.446		
6	1	2:48.141	50.017	1:06.650	51.474	141.0	22:49.587		
7	1	2:44.652	49.894	1:05.606	49.152	135.0	25:34.239		
8	1	2:41.151	47.480	1:04.382	49.289	161.4	28:15.390		
9	1	2:43.092	47.317	1:04.972	50.803	157.0	30:58.482		
10	1	2:42.327	46.206	1:05.851	50.270	165.6	33:40.809		
11	1	2:41.904	47.206	1:06.412	<b>48.286</b>	152.1	36:22.713		
12	1	<b>2:38.311</b>	45.801	<b>1:03.655</b>	48.855	178.5	39:01.024		
13	1	<b>3:04.440B</b>	<b>45.501</b>	1:03.979	1:14.960	189.1	42:05.464		

50		Lola T210 (C) 1970						P+2L	
		1.Stephan JOEBSTL							
		2.Andy WILLIS							
1	1	6:08.339	4:12.330	1:06.122	49.887	117.3	6:08.339		
2	1	2:45.072	45.884	1:08.146	51.042	212.2	8:53.411		
3	1	2:58.898B	47.541	1:07.816	1:03.541	189.5	11:52.309		
4	2	4:01.521	2:17.131	1:00.275	44.115	106.5	15:53.830		
5	2	2:30.001	42.219	1:01.410	46.372	200.4	18:23.831		
6	2	2:31.143	44.454	1:01.045	45.644	187.5	20:54.974		
7	2	2:27.926	42.711	1:00.273	44.942	193.5	23:22.900		
8	2	2:26.951	43.157	59.759	44.035	206.9	25:49.851		
9	2	2:25.648	<b>41.541</b>	59.349	44.758	215.1	28:15.499		
10	2	<b>2:25.645</b>	41.918	59.876	<b>43.851</b>	196.0	30:41.144		
11	2	2:26.114	42.180	<b>58.457</b>	45.477	215.6	33:07.258		
12	2	2:38.839B	45.179	1:00.092	53.568	189.1	35:46.097		
13	1	3:58.747	2:05.099	1:04.940	48.708	123.4	39:44.844		
14	1	<b>3:18.033B</b>	43.830	1:12.195	1:22.008	208.1	43:02.877		

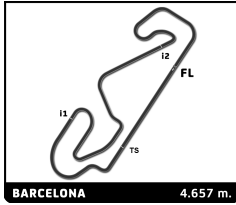
51		Porsche 911 Carrera RSR 3.0 1974						GT1	
		1.Frédéric DI EGIDIO							
1	1	5:12.716	3:23.361	1:02.961	46.394	112.6	5:12.716		
2	1	2:31.122	44.918	1:01.086	45.118	184.6	7:43.838		
3	1	2:30.038	44.978	1:00.165	44.895	186.2	10:13.876		
4	1	2:31.383	43.811	1:02.054	45.518	183.4	12:45.259		
5	1	2:28.744	43.250	1:00.396	45.098	192.2	15:14.003		
6	1	2:34.636	45.782	1:02.586	46.268	173.1	17:48.639		
7	1	2:31.157	44.101	1:00.526	46.530	184.3	20:19.796		
8	1	2:30.033	43.565	1:00.829	45.639	193.2	22:49.829		
9	1	2:26.690	42.599	59.037	45.054	198.2	25:16.519		
10	1	2:24.815	<b>41.560</b>	59.034	44.221	204.5	27:41.334		
11	1	2:25.198	41.784	59.735	43.679	203.8	30:06.532		
12	1	2:23.893	42.322	58.174	<b>43.397</b>	200.4	32:30.425		

55		Chevron B19 1971						P-2L	
		1.François RIVAZ							
1	1	7:40.671	5:52.696	1:01.935	46.040	104.1	7:40.671		
2	1	2:30.322	43.298	1:01.197	45.827	173.9	10:10.993		
3	1	<b>2:27.163</b>	<b>41.709</b>	<b>1:00.426</b>	<b>45.028</b>	217.7	12:38.156		
4	1	2:30.419	43.674	1:00.845	45.900	182.1	15:08.575		
5	1	2:30.948	42.790	1:01.976	46.182	196.4	17:39.523		
6	1	2:31.026	43.565	1:01.248	46.213	210.9	20:10.549		
7	1	2:30.243	42.260	1:01.502	46.481	216.0	22:40.792		
8	1	2:30.946	42.686	1:01.847	46.413	216.4	25:11.738		
9	1	3:01.100B	45.465	1:08.931	1:06.704	200.4	28:12.838		

57		Lola T70 Mk.3 1968						P+2L	
		1.Christophe GADAIS							
1	1	8:32.026	6:20.510	1:15.405	56.111	94.7	8:32.026		
2	1	3:03.988	53.232	1:14.424	56.332	147.1	11:36.014		
3	1	3:21.415B	54.438	1:15.700	1:11.277	151.3	14:57.429		
4	1	7:19.248	5:00.455	1:12.885	1:05.908	99.2	22:16.677		
5	1	3:07.269	56.127	1:14.813	56.329	131.7	25:23.946		
6	1	3:07.991	55.761	1:16.823	<b>55.407</b>	139.2	28:31.937		
7	1	<b>3:00.909</b>	53.251	<b>1:12.134</b>	55.524	151.9	31:32.846		
8	1	3:08.786	53.691	1:18.880	56.215	145.6	34:41.632		
9	1	3:00.980	<b>52.042</b>	1:12.731	56.207	165.9	37:42.612		
10	1	<b>3:04.653</b>	53.785	1:15.315	55.553	150.8	40:47.265		
11	1	<b>3:29.398B</b>	56.173	1:19.514	1:13.711	143.8	44:16.663		

59		Porsche 911 Carrera RSR 3.0 1974						GT1	
		1.Jean-Louis BONNET							
1	1	3:37.397	1:30.571	1:11.004	55.822	93.0	3:37.397		
2	1	3:08.442	57.300	1:15.547	55.595	105.5	6:45.839		
3	1	2:56.917	53.513	1:11.142	<b>52.262</b>	136.2	9:42.756		
4	1	3:01.089	53.148	1:11.862	56.079	153.2	12:43.845		
5	1	<b>2:56.321</b>	52.191	1:10.984	53.146	150.6	15:40.166		
6	1	3:02.562	54.130	1:12.789	55.643	131.7	18:42.728		
7	1	3:02.796	54.423	1:13.670	54.703	154.9	21:45.524		
8	1	3:03.054	52.797	1:14.759	55.498	174.5	24:48.578		
9	1	3:00.316	53.027	1:12.877	54.412	162.2	27:48.894		
10	1	2:58.115	52.566	<b>1:10.361</b>	55.188	161.0	30:47.009		
11	1	3:01.086	51.844	1:14.729	54.513	158.4	33:48.095		
12	1	2:57.202	51.054	1:12.033	54.115	166.9	36:45.297		
13	1	2:59.333	51.167	1:13.099	55.067	175.3	39:44.630		
14	1	<b>3:30.388B</b>	<b>50.130</b>	1:17.067	1:23.191	192.2	43:15.018		

61		Lola T70 Mk.3B 1970						P+2L	
		1.Jim NORMAN							
1	1	3:36.366B	1:21.876	1:14.441	1:00.049	109.4	3:36.366		
2	1	7:05.791	4:58.986	1:09.741	57.064	125.1	10:42.157		
3	1	2:38.170	46.813	1:04.843	46.514	180.9	13:20.327		



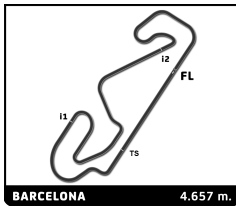
# CLASSIC ENDURANCE RACING 1

## ESPIRITU DE MONTJUIC

### QUALIFYING

#### Sector Analysis

Lap under Red Flag											Invalidated Lap	Personal Best	Session Best	B Crossing the pit lane	
Lap	D	Time	Sector 1	Sector 2	Sector 3	T. Spd	Elapsed	Lap	D	Time	Sector 1	Sector 2	Sector 3	T. Spd	Elapsed
<b>63</b> Chevron B8 1968 1. Rory JACK P-2L															
1	1	3:11.101	1:11.940	1:09.852	49.309	101.8	3:11.101								
2	1	2:50.335	48.960	1:10.958	50.417	171.4	6:01.436								
3	1	2:54.858 B	47.422	1:07.174	1:00.262	196.7	8:56.294								
4	1	9:25.096	7:30.550	1:06.020	48.526	108.9	18:21.390								
5	1	2:44.399	48.131	1:09.096	47.172	168.7	21:05.789								
6	1	2:33.638	46.532	1:01.155	45.951	168.7	23:39.427								
7	1	2:32.208	44.277	1:01.684	46.247	195.3	26:11.635								
8	1	2:31.072	43.473	1:01.688	45.911	208.1	28:42.707								
9	1	2:30.714	44.007	1:00.741	45.966	208.9	31:13.421								
10	1	2:31.470	43.470	1:00.668	47.332	204.5	33:44.891								
11	1	2:34.960	43.740	1:03.383	47.837	204.9	36:19.851								
12	1	2:29.249	42.877	1:00.996	45.376	216.4	38:49.100								
13	1	2:42.802 B	43.070	59.834	59.898	216.9	41:31.902								
<b>64</b> Ferrari 365 GTB/4 Competizione 1971 1. Paolo CAVALIERI GT1															
1	1	2:58.621	1:00.601	1:07.260	50.760	96.5	2:58.621								
2	1	2:44.110	47.416	1:06.081	50.613	165.1	5:42.731								
3	1	2:44.110	47.192	1:06.467	50.451	174.2	8:26.841								
4	1	2:44.950	46.498	1:07.002	51.450	175.3	11:11.791								
5	1	3:05.752 B	48.876	1:08.283	1:08.593	166.9	14:17.543								
6	1	9:36.375 B	7:07.557	1:14.489	1:14.329	92.7	23:53.918								
7	1	9:10.352	7:13.100	1:06.279	50.973	96.0	33:04.270								
8	1	2:44.287	49.239	1:05.587	49.461	151.3	35:48.557								
9	1	2:40.051	46.463	1:04.670	48.918	180.0	38:28.608								
10	1	2:38.929	47.146	1:03.798	47.985	160.5	41:07.537								
11	1	3:24.121 B	53.399	1:13.803	1:16.919	112.9	44:31.658								
<b>66</b> Ford GT40 1965 1. Jean-François DECAUX GT1															
1	1	3:20.605	1:11.197	1:16.151	53.257	101.4	3:20.605								
2	1	3:03.982	53.005	1:17.144	53.833	142.5	6:24.587								
3	1	3:02.320	53.192	1:12.815	56.313	153.4	9:26.907								
4	1	3:05.398	55.348	1:15.576	54.474	130.9	12:32.305								
5	1	3:04.789	55.572	1:15.512	53.705	144.8	15:37.094								
6	1	3:00.448	54.215	1:12.977	53.256	117.3	18:37.542								
7	1	2:54.484	51.300	1:10.913	52.271	145.4	21:32.026								
8	1	2:57.340	52.137	1:11.906	53.297	125.9	24:29.366								
9	1	2:55.427	51.517	1:10.179	53.731	154.9	27:24.793								
10	1	2:55.946	53.471	1:11.538	50.937	123.6	30:20.739								
11	1	2:50.035	50.511	1:09.223	50.301	143.2	33:10.774								
<b>69</b> Porsche 917 K 1970 1. Mr JOHN OF B P+2L 2. Soheil AYARI															
1	1	6:21.459	3:42.997	1:50.401	48.061	123.1	6:21.459								
2	1	2:36.065	44.778	1:03.514	47.773	183.4	8:57.524								
3	1	2:36.194	44.583	1:03.844	47.767	179.1	11:33.718								
4	1	2:35.054	45.414	1:03.137	46.503	175.6	14:08.772								
5	1	2:51.153 B	44.244	1:04.947	1:01.962	190.8	16:59.925								
6	1	7:33.222	5:43.354	1:02.968	46.900	94.7	24:33.147								
7	1	2:32.797	45.345	1:01.772	45.680	179.4	27:05.944								
8	1	2:31.785	43.604	1:01.503	46.678	192.2	29:37.729								
9	1	2:41.308 B	43.912	1:02.068	55.328	182.4	32:19.037								
10	2	5:28.341	3:38.284	1:04.117	45.940	112.6	37:47.378								
11	2	2:33.438	45.032	1:02.832	45.574	172.2	40:20.816								
12	2	3:08.696 B	44.646	1:01.055	1:22.995	190.8	43:29.512								
<b>71</b> Porsche 911 Carrera RS 3.0 1975 1. Annette ROLNER GT1 2. Pierre-Alain THIBAUT															
1	2	3:07.396	1:14.120	1:06.277	46.999	101.9	3:07.396								
2	2	2:36.790	45.086	1:04.323	47.381	196.7	5:44.186								
3	2	2:35.566	45.609	1:04.335	45.622	164.4	8:19.752								
4	2	3:10.381 B	44.526	1:25.086	1:00.769	184.0	11:30.133								
5	2	6:22.846	4:30.996	1:05.552	46.298	108.0	17:52.979								
6	2	2:27.934	43.644	59.428	44.862	174.5	20:20.913								
7	2	2:29.821	44.116	1:00.203	45.502	166.9	22:50.734								
8	2	2:48.787 B	45.442	1:00.803	1:02.542	167.2	25:39.521								
9	1	5:33.578	3:14.870	1:24.257	54.451	109.0	31:13.099								
10	1	2:55.528	50.698	1:13.079	51.751	158.4	34:08.627								
11	1	2:55.619	53.260	1:10.452	51.907	155.2	37:04.246								
12	1	2:53.430	52.060	1:09.189	52.181	152.1	39:57.676								
13	1	3:24.323 B	50.507	1:13.081	1:20.735	155.8	43:21.999								
<b>75</b> Chevron B16 1970 1. Ted TUPPEN P-2L															
1	1	3:17.698 B	1:06.370	1:10.790	1:00.538	107.4	3:17.698								
2	1	7:47.992	5:55.397	1:03.947	48.648	123.9	11:05.690								
3	1	2:37.680	46.858	1:03.464	47.358	173.1	13:43.370								
4	1	2:33.986	44.739	1:01.865	47.382	168.2	16:17.356								
5	1	2:58.134 B	49.057	1:06.450	1:02.627	144.6	19:15.490								
6	1	7:22.503	5:17.547	1:12.246	52.710	104.1	26:37.993								
7	1	3:02.987	52.621	1:16.762	53.604	145.6	29:40.980								
8	1	2:44.850	48.260	1:05.892	50.698	158.8	32:25.830								
9	1	2:48.770	48.804	1:08.832	51.134	154.7	35:14.600								
10	1	2:39.814	46.460	1:03.942	49.412	170.9	37:54.414								
11	1	2:42.522	45.653	1:06.411	50.458	197.8	40:36.936								
12	1	3:31.121 B	53.877	1:20.611	1:16.633	149.2	44:08.057								
<b>99</b> Lola T70 Mk.3 1967 1. Nick CHESTER P+2L															
1	1	3:07.423	1:01.683	1:12.262	53.478	94.0	3:07.423								



# CLASSIC ENDURANCE RACING 1

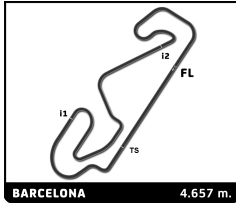
## ESPIRITU DE MONTJUIC

### QUALIFYING

### Sector Analysis

Lap under Red Flag											Invalidated Lap	Personal Best	Session Best	B Crossing the pit lane	
Lap	D	Time	Sector 1	Sector 2	Sector 3	T. Spd	Elapsed	Lap	D	Time	Sector 1	Sector 2	Sector 3	T. Spd	Elapsed
<b>100</b> Chevron B19 1971 1.Charlie HYETT P-2L															
1	1	10:02.324	8:20.233	58.252	43.839	133.0	10:02.324								
2	1	<b>2:21.424</b>	42.305	<b>57.652</b>	<b>41.467</b>	204.9	12:23.748								
<b>114</b> Chevrolet Corvette C3 (C) 1971 1.Marc GODFROY GT1															
1	1	3:36.989	1:31.010	1:12.272	53.707	97.7	3:36.989								
2	1	2:56.811	52.149	1:12.124	52.538	138.8	6:33.800								
3	1	2:53.332	48.926	1:11.445	52.961	172.8	9:27.132								
4	1	<b>2:50.242</b>	47.880	1:09.987	52.375	182.4	12:17.374								
5	1	<del>2:48.399</del>	47.708	<b>1:08.981</b>	<b>51.710</b>	181.5	15:05.773								
6	1	2:55.937	54.182	1:09.566	52.189	196.7	18:01.710								
7	1	3:00.976	49.009	1:09.897	1:02.070	168.5	21:02.686								
8	1	3:03.543 B	49.848	1:09.318	1:04.377	154.3	24:06.229								
9	1	2:56.621	3:22.128	1:12.239	52.254	110.1	29:32.850								
10	1	2:51.372	<b>47.470</b>	1:11.434	52.468	192.2	32:24.222								
11	1	2:59.483 B	49.298	1:10.809	59.376	156.7	35:23.705								
12	1	5:10.873	3:07.993	1:10.819	52.061	125.9	40:34.578								
13	1	<b>3:19.743 B</b>	50.655	1:15.331	1:13.757	159.8	43:54.321								
<b>122</b> Lola T70 Mk.3 1967 1.Philippe GIAUQUE P+2L															
1	1	10:40.574	8:31.551	1:15.283	53.740	90.5	10:40.574								
2	1	2:45.412	46.908	1:07.930	50.574	177.0	13:25.986								
3	1	2:45.264	49.171	1:07.441	48.652	147.1	16:11.250								
4	1	2:42.552	48.719	1:05.618	48.215	147.9	18:53.802								
5	1	2:35.346	45.300	1:02.294	47.752	180.0	21:29.148								
6	1	<b>2:31.398</b>	<b>43.519</b>	<b>1:01.711</b>	<b>46.168</b>	193.2	24:00.546								
7	1	2:35.520	45.120	1:02.251	48.149	168.2	26:36.066								
8	1	3:10.010 B	52.611	1:16.370	1:01.029	146.9	29:46.076								
<b>124</b> Lola T70 Mk.3B 1968 1.Emile BREITMAYER P+2L															
1	1	10:08.089	8:16.803	1:00.582	50.704	117.5	10:08.089								
2	1	2:25.715	42.372	58.772	44.571	201.5	12:33.804								
3	1	2:29.062	44.341	59.433	45.288	177.9	15:02.866								
4	1	2:27.551	41.864	1:00.536	45.151	206.1	17:30.417								
5	1	2:24.056	41.608	58.486	43.962	222.7	19:54.473								
6	1	2:20.650	40.655	56.901	43.094	212.6	22:15.123								
7	1	<b>2:19.106</b>	40.611	<b>56.298</b>	<b>42.197</b>	213.9	24:34.229								
8	1	2:29.723	44.961	1:01.809	42.953	173.4	27:03.952								
<b>127</b> Lola T70 Mk.3 1969 1.David HINTON P+2L															
1	1	3:33.742	1:31.502	1:08.722	53.518	93.1	3:33.742								
2	1	3:06.317 B	49.274	1:11.062	1:05.981	156.5	6:40.059								
3	1	7:12.557	5:18.868	1:05.452	48.237	114.9	13:52.616								
4	1	2:34.951	44.858	1:02.956	47.137	166.4	16:27.567								
5	1	2:47.938	46.414	1:04.390	57.134	155.4	19:15.505								
6	1	2:32.503	44.192	1:02.062	46.249	181.8	21:48.008								
7	1	2:33.154	44.045	1:02.982	46.127	185.6	24:21.162								
8	1	2:31.484	45.153	1:02.247	<b>44.084</b>	168.7	26:52.646								
9	1	2:32.065	42.201	1:04.140	45.724	196.0	29:24.711								
10	1	<b>2:28.156</b>	42.622	<b>1:00.440</b>	45.094	177.3	31:52.867								
11	1	3:00.937 B	44.414	1:09.116	1:07.407	166.4	34:53.804								
12	1	4:57.934	3:11.594	1:01.107	45.233	124.1	39:51.738								
13	1	<b>3:16.135 B</b>	<b>41.842</b>	1:10.354	1:23.939	214.7	43:07.873								
<b>155</b> Lola T212 1971 1.Philipp BUHOFER P-2L 2.Rob HALL															
1	2	7:31.718	5:38.982	1:04.569	48.167	123.3	7:31.718								
2	2	<b>2:30.032</b>	43.705	<b>1:01.050</b>	<b>45.277</b>	210.9	10:01.750								
3	2	2:34.250	<b>42.992</b>	1:04.814	46.444	203.0	12:36.000								
4	2	2:35.813	47.266	1:02.250	46.297	167.4	15:11.813								
5	2	2:58.699 B	46.176	1:09.251	1:03.272	176.5	18:10.512								
6	1	4:38.164	2:29.386	1:09.260	59.518	103.3	22:48.676								
7	1	2:43.321	48.840	1:06.710	47.771	152.5	25:31.997								
8	1	2:39.289	45.993	1:04.106	49.190	172.2	28:11.286								
9	1	2:35.844	46.246	1:02.736	46.862	178.2	30:47.130								
10	1	2:32.364	44.902	1:01.753	45.709	181.5	33:19.494								
11	1	2:33.664	44.224	1:02.094	47.346	204.9	35:53.158								
12	1	2:43.197	45.052	1:06.178	51.967	195.3	38:36.355								
13	1	<b>2:51.134 B</b>	45.847	1:05.885	59.402	193.2	41:27.489								
<b>163</b> Lola T70 Mk.3B 1967 1.Marc DEVIS P+2L 2.Mathias DEVIS															
1	1	8:00.911	5:58.649	1:09.089	53.173	88.5	8:00.911								
2	1	2:51.525	51.799	1:07.685	52.041	145.2	10:52.436								
3	1	3:10.847 B	51.986	1:14.111	1:04.750	144.8	14:03.283								
4	1	17:14.476	...	1:14.527	50.900	94.7	31:17.759								
5	1	2:46.088	48.774	1:08.236	<b>49.078</b>	170.3	34:03.847								
6	1	2:42.024	45.995	1:06.335	49.694	196.0	36:45.871								
7	1	<b>2:40.295</b>	45.614	<b>1:05.413</b>	49.268	191.8	39:26.166								
8	1	<b>3:05.658 B</b>	<b>44.835</b>	1:08.699	1:12.124	210.1	42:31.824								
<b>170</b> Lola T70 Mk.3B (C) 1969 1.Ross HYETT P+2L 2.Nick HYETT															
1	1	6:48.826	5:03.671	<b>1:00.047</b>	<b>45.108</b>	130.8	6:48.826								
2	1	2:30.920	43.464	1:00.354	47.102	177.6	9:19.746								





# CLASSIC ENDURANCE RACING 1

## ESPIRITU DE MONTJUÏC

### QUALIFYING

### Sector Analysis

Lap	D	Time	Sector 1	Sector 2	Sector 3	T. Spd	Elapsed	Lap	D	Time	Sector 1	Sector 2	Sector 3	T. Spd	Elapsed
3	1	<b>2:27.719</b>	41.730	1:00.057	45.932	200.7	11:47.465								
4	1	2:48.855 <b>B</b>				215.1	14:36.320								
5	1	18:52.362	...	1:03.709	47.055	150.8	33:28.682								
6	1	2:29.762	<b>41.512</b>	1:01.667	46.583	220.9	35:58.444								
7	1	2:30.216	41.644	1:00.295	48.277	204.5	38:28.660								
8	1	<b>2:33.281</b>	41.741	1:00.950	50.590	228.8	41:01.941								
9	1	<b>3:26.825 B</b>	57.937	1:13.513	1:15.375	98.7	44:28.766								

**888** Porsche 911 2,3L ST 1969  
1. Kurt LEIMER GT1

1	1	4:24.392	2:29.358	1:07.226	47.808	101.3	4:24.392
2	1	2:38.913	50.354	1:02.431	46.128	129.2	7:03.305
3	1	2:46.864	54.606	1:04.733	47.525	180.6	9:50.169
4	1	2:42.240	48.252	1:03.888	50.100	172.2	12:32.409
5	1	2:48.473 <b>B</b>	46.920	1:03.352	58.201	172.8	15:20.882
6	1	4:10.074	2:20.068	1:02.678	47.328	119.9	19:30.956
7	1	2:33.904	44.816	1:01.897	47.191	189.5	22:04.860
8	1	2:43.128	55.618	1:00.946	46.564	204.2	24:47.988
9	1	2:35.982	43.673	1:00.863	51.446	198.5	27:23.970
10	1	2:29.797	44.439	1:00.365	44.993	189.8	29:53.767
11	1	2:30.668	43.197	<b>59.583</b>	47.888	201.1	32:24.435
12	1	2:30.881	44.991	59.624	46.266	173.1	34:55.316
13	1	<b>2:28.656</b>	43.198	1:00.654	<b>44.804</b>	201.5	37:23.972
14	1	2:29.555	<b>42.469</b>	1:00.907	46.179	201.1	39:53.527
15	1	<b>3:16.973 B</b>	43.277	1:09.323	1:24.373	200.0	43:10.500

**906** Porsche 906 1966  
1. David NOGAREDA ESTIVIL P-2L

1	1	3:33.542	1:18.786	1:18.411	<b>56.345</b>	98.0	3:33.542
2	1	3:14.368	56.596	1:19.390	58.382	120.3	6:47.910
3	1	<b>3:06.154</b>	54.127	<b>1:14.988</b>	57.039	149.2	9:54.064
4	1	3:25.992 <b>B</b>	<b>53.606</b>	1:16.092	1:16.294	152.8	13:20.056