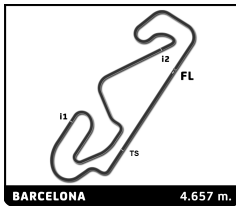


2.0L CUP ESPIRITU DE MONTJUÏC RACE

Sector Analysis

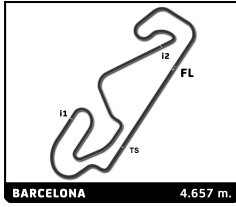
Lap under Red Flag											Invalidated Lap	Personal Best	Session Best	B Crossing the pit lane	
Lap	D	Time	Sector 1	Sector 2	Sector 3	T. Spd	Elapsed	Lap	D	Time	Sector 1	Sector 2	Sector 3	T. Spd	Elapsed
10		Porsche 911 2.0L 1. Juan Pablo ORJUELA 2. Nelson CALLE					GTL								
1	2	2:33.775	47.744	1:00.986	45.045		2:33.775	10	2	2:23.023	43.038	57.508	42.477	203.8	24:01.312
2	2	2:29.403	44.270	1:00.104	45.029	201.5	5:03.178	11	2	2:21.945	42.732	56.837	42.376	204.9	26:23.257
3	2	2:26.178	43.433	58.851	43.894	194.2	7:29.356	12	2	2:19.947	42.580	56.318	41.049	203.4	28:43.204
4	2	2:25.721	43.527	58.377	43.817	201.5	9:55.077	13	2	2:18.000	41.596	55.516	40.888	207.7	31:01.204
5	2	2:26.719	43.914	58.805	44.000	204.9	12:21.796	14	2	2:40.809	41.649	55.957	1:03.203	205.3	33:42.013
6	2	2:24.491	43.208	57.867	43.416	187.8	14:46.287	15	2	3:24.688 B	1:11.657	1:19.114	53.917	130.1	37:06.701
7	2	2:23.217	42.999	57.047	43.171	203.0	17:09.504	16	1	5:01.299	3:22.461	56.244	42.594	138.1	42:08.000
8	2	2:26.434	43.616	59.204	43.614	195.3	19:35.938	17	1	2:20.831	41.969	57.159	41.703	201.9	44:28.831
9	2	2:28.404	44.226	1:00.259	43.919	198.9	22:04.342	18	1	2:18.875	40.961	55.786	42.128	203.0	46:47.706
10	2	2:26.664	44.321	58.853	43.490	206.1	24:31.006	19	1	2:19.350	40.940	56.758	41.652	202.6	49:07.056
11	2	2:24.959	44.216	57.992	42.751	192.9	26:55.965	20	1	2:18.608	40.615	56.393	41.600	203.8	51:25.664
12	2	2:23.347	42.918	57.296	43.133	191.5	29:19.312	21	1	2:17.624	40.291	56.127	41.206	203.4	53:43.288
13	2	2:21.898	42.524	56.971	42.403	193.9	31:41.210	22	1	2:17.986	40.435	55.624	41.927	206.5	56:01.274
14	2	2:27.818	42.712	1:01.539	43.567	182.1	34:09.028	23	1	2:18.059	40.825	55.727	41.507	203.4	58:19.333
15	2	3:05.632 B	53.272	1:18.224	54.136	158.6	37:14.660	24	1	2:17.094	40.524	55.356	41.214	204.2	1:00:36.427
16	1	4:45.243	3:07.576	56.352	41.315	132.7	41:59.903	25	1	2:16.562	40.054	55.500	41.008	204.9	1:02:52.989
17	1	2:17.727	40.097	55.910	41.720	207.3	44:17.630	26	1	2:16.067	39.939	55.082	41.046	205.7	1:05:09.056
18	1	2:17.234	40.181	55.476	41.577	205.7	46:34.864	27	1	2:27.418	39.776	1:06.491	41.151	205.7	1:07:36.474
19	1	2:17.140	40.142	55.503	41.495	207.3	48:52.004	28	1	2:17.118	40.100	55.915	41.103	204.5	1:09:53.592
20	1	2:22.385	45.495	55.787	41.103	208.5	51:14.389	29	1	2:17.171	40.160	56.103	40.908	205.7	1:12:10.763
21	1	2:18.035	41.441	55.163	41.431	208.5	53:32.424	30	1	2:16.940	39.901	55.765	41.274	205.3	1:14:27.703
22	1	2:16.142	40.029	54.891	41.222	209.7	55:48.566	31	1	2:15.884	39.706	55.247	40.931	206.5	1:16:43.587
23	1	2:16.299	40.077	55.318	40.904	207.7	58:04.865	32	1	2:15.968	39.761	55.376	40.831	205.7	1:18:59.555
24	1	2:16.042	39.922	55.133	40.987	208.5	1:00:20.907	33	1	2:15.126	39.696	54.675	40.755	205.3	1:21:14.681
25	1	2:16.331	39.766	55.535	41.030	208.1	1:02:37.238	34	1	2:15.745	39.361	55.490	40.894	207.3	1:23:30.426
26	1	2:16.464	40.076	55.450	40.938	208.5	1:04:53.702	35	1	2:16.944	39.533	56.440	40.971	206.5	1:25:47.370
27	1	2:16.863	39.719	56.029	41.115	208.9	1:07:10.565	36	1	2:14.849	39.199	54.712	40.938	206.9	1:28:02.219
28	1	2:16.664	40.349	55.419	40.896	210.1	1:09:27.229	37	1	2:15.381	39.522	54.748	41.111	207.7	1:30:17.600
29	1	2:16.372	40.290	55.162	40.920	208.9	1:11:43.601	38	1	2:16.987	39.448	56.455	41.084	206.1	1:32:34.587
30	1	2:17.896	41.111	54.996	41.789	211.4	1:14:01.497								
31	1	2:15.891	39.945	55.101	40.845	208.1	1:16:17.388								
32	1	2:15.535	39.486	55.044	41.005	210.5	1:18:32.923								
33	1	2:16.465	40.251	55.181	41.033	210.1	1:20:49.388								
34	1	2:16.098	39.820	55.233	41.045	210.1	1:23:05.486								
35	1	2:15.921	39.803	55.147	40.971	210.5	1:25:21.407								
36	1	2:16.755	40.628	55.047	41.080	209.7	1:27:38.162								
37	1	2:17.236	40.392	55.443	41.401	208.9	1:29:55.398								
38	1	2:17.115	39.998	55.651	41.466	208.5	1:32:12.513								
11		Porsche 911 2.0L 1. Evgeny KIREEV 2. Ramzan ORUSBAEV					GTL-ELI								
1	2	2:33.957	48.063	1:00.954	44.940		2:33.957	10	2	2:23.023	43.038	57.508	42.477	203.8	24:01.312
2	2	2:25.446	42.677	59.233	43.536	206.1	4:59.403	11	2	2:21.945	42.732	56.837	42.376	204.9	26:23.257
3	2	2:24.259	42.587	58.252	43.420	203.0	7:23.662	12	2	2:19.947	42.580	56.318	41.049	203.4	28:43.204
4	2	2:23.305	42.848	57.075	43.382	202.6	9:46.967	13	2	2:18.000	41.596	55.516	40.888	207.7	31:01.204
5	2	2:23.221	42.829	57.074	43.318	203.0	12:10.188	14	2	2:40.809	41.649	55.957	1:03.203	205.3	33:42.013
6	2	2:21.463	42.188	56.815	42.460	206.1	14:31.651	15	2	3:24.688 B	1:11.657	1:19.114	53.917	130.1	37:06.701
7	2	2:20.493	42.385	56.146	41.962	205.3	16:52.144	16	1	5:01.299	3:22.461	56.244	42.594	138.1	42:08.000
8	2	2:21.405	42.585	56.689	42.131	205.7	19:13.549	17	1	2:20.831	41.969	57.159	41.703	201.9	44:28.831
9	2	2:24.740	42.959	58.571	43.210	204.5	21:38.289	18	1	2:18.875	40.961	55.786	42.128	203.0	46:47.706
13		Porsche 911 2.0L 1. David NOGAREDA ESTIVI					GTL								
1	1	2:45.296	53.425	1:05.387	46.484		2:45.296	10	2	2:23.023	43.038	57.508	42.477	203.8	24:01.312
2	1	2:31.621	45.287	1:01.072	45.262	192.2	5:16.917	11	2	2:21.945	42.732	56.837	42.376	204.9	26:23.257
3	1	2:32.675	47.243	1:00.075	45.357	191.2	7:49.592	12	2	2:19.947	42.580	56.318	41.049	203.4	28:43.204
4	1	2:30.144	44.556	1:00.210	45.378	193.5	10:19.736	13	2	2:18.000	41.596	55.516	40.888	207.7	31:01.204
5	1	2:28.619	43.550	59.827	45.242	195.3	12:48.355	14	2	2:40.809	41.649	55.957	1:03.203	205.3	33:42.013
6	1	2:26.726	43.412	59.123	44.191	193.5	15:15.081	15	2	3:24.688 B	1:11.657	1:19.114	53.917	130.1	37:06.701
7	1	2:26.501	43.263	58.996	44.242	195.3	17:41.582	16	1	5:01.299	3:22.461	56.244	42.594	138.1	42:08.000
8	1	2:29.076	44.662	1:00.258	44.156	188.2	20:10.658	17	1	2:20.831	41.969	57.159	41.703	201.9	44:28.831
9	1	2:29.294	44.596	1:00.560	44.138	190.5	22:39.952	18	1	2:18.875	40.961	55.786	42.128	203.0	46:47.706
10	1	2:27.364	44.120	59.625	43.619	192.2	25:07.316	19	1	2:19.350	40.940	56.758	41.652	202.6	49:07.056
11	1	2:24.562	44.032	58.112	42.418	192.2	27:31.878	20	1	2:18.608	40.615	56.393	41.600	203.8	51:25.664
12	1	2:33.218	51.808	58.791	42.619	194.2	30:05.096	21	1	2:17.624	40.291	56.127	41.206	203.4	53:43.288
13	1	2:24.766	43.110	58.594	43.062	192.9	32:29.862	22	1	2:17.986	40.435	55.624	41.927	206.5	56:01.274
14	1	2:48.108 B	45.591	1:02.835	59.682	190.1	35:17.970	23	1	2:18.059	40.825	55.727	41.507	203.4	58:19.333
15	1	4:42.905	3:02.305	57.498	43.102	128.1	40:00.875	24	1	2:17.094	40.524	55.356	41.214	204.2	1:00:36.427
16	1	2:22.690	42.331	57.915	42.444	196.4	42:23.565	25	1	2:16.562	40.054	55.500	41.008	204.9	1:02:52.989
17	1	2:21.128	41.886	57.542	41.700	194.9	44:44.693	26	1	2:16.067	39.939	55.082	41.046	205.7	1:05:09.056
18	1	2:23.190	41.874	58.839	42.477	194.2	47:07.883	27	1	2:27.418	39.776	1:06.491	41.151	205.7	1:07:36.474
19	1	2:24.645	43.263	58.003	43.379	192.5	49:32.528	28	1	2:17.118	40.100	55.915	41.103	204.5	1:09:53.592
20	1	2:23.796	42.673	58.527	42.596	192.2	51:56.324	29	1	2:17.171	40.160	56.103	40.908	205.7	1:12:10.763
21	1	2:23.406	42.775	57.995	42.636	193.9	54:19.730	30	1	2:16.940	39.901	55.765	41.274	205.3	1:14:27.703



2.0L CUP ESPIRITU DE MONTJUÏC RACE

Sector Analysis

Lap under Red Flag							Invalidated Lap		Personal Best		Session Best		B Crossing the pit lane										
Lap	D	Time	Sector 1	Sector 2	Sector 3	T. Spd	Elapsed	Lap	D	Time	Sector 1	Sector 2	Sector 3	T. Spd	Elapsed								
22	1	2:24.271	42.737	57.876	43.658	193.2	56:44.001	35	1	2:16.792	40.078	55.353	41.361	205.3	1:25:35.242								
23	1	2:25.385	43.041	58.123	44.221	182.1	59:09.386	36	1	2:17.270	40.510	55.360	41.400	205.3	1:27:52.512								
24	1	2:25.227	43.871	58.116	43.240	191.5	1:01:34.613	37	1	2:17.445	40.196	55.716	41.533	203.8	1:30:09.957								
25	1	2:23.791	42.441	58.227	43.123	194.2	1:03:58.404	38	1	2:17.731	40.497	55.784	41.450	204.5	1:32:27.688								
26	1	2:23.933	42.831	57.950	43.152	190.1	1:06:22.337	17 Porsche 911 2.0L 1.Dean DESANTIS 2.David HINTON GTL															
27	1	2:24.258	42.998	58.250	43.010	192.2	1:08:46.595	1	1	2:54.169	56.307	1:07.834	50.028		2:54.169								
28	1	2:22.123	42.247	57.317	42.559	183.4	1:11:08.718	2	1	2:46.373	52.939	1:05.648	47.786	192.9	5:40.542								
29	1	2:24.261	42.107	59.142	43.012	193.2	1:13:32.979	3	1	2:40.602	47.974	1:05.311	47.317	181.2	8:21.144								
30	1	2:23.757	42.763	58.281	42.713	192.2	1:15:56.736	4	1	2:40.476	47.075	1:04.887	48.514	177.9	11:01.620								
31	1	2:26.090	43.440	59.270	43.380	192.5	1:18:22.826	5	1	2:37.555	46.947	1:03.855	46.753	187.2	13:39.175								
32	1	2:26.285	42.615	59.518	44.152	194.6	1:20:49.111	6	1	2:38.767	47.204	1:04.548	47.015	188.8	16:17.942								
33	1	2:21.768	41.868	57.620	42.280	195.3	1:23:10.879	7	1	2:36.650	45.449	1:04.802	46.399	192.9	18:54.592								
34	1	2:22.685	42.161	58.097	42.427	194.2	1:25:33.564	8	1	2:41.135	47.453	1:05.540	48.142	191.2	21:35.727								
35	1	2:22.390	42.586	57.573	42.231	193.2	1:27:55.954	9	1	2:38.331	46.975	1:03.867	47.489	176.2	24:14.058								
36	1	2:22.217	42.524	57.235	42.458	190.1	1:30:18.171	10	1	2:36.330	45.870	1:04.480	45.980	188.5	26:50.388								
37	1	2:21.896	41.787	57.787	42.322	194.6	1:32:40.067	11	1	2:33.573	44.529	1:03.926	45.118	192.9	29:23.961								
15 Porsche 911 2.0L 1.David DANGLARD GTL							12									1	1	2:32.563	45.161	1:01.591	45.811	193.9	31:56.524
1	1	2:34.871	49.131	1:00.943	44.797		2:34.871	13	1	2:46.197	45.656	1:09.230	51.311	192.2	34:42.721								
2	1	2:29.116	44.198	1:00.403	44.515	201.9	5:03.987	14	1	2:46.668	51.358	1:07.059	48.251	145.0	37:29.389								
3	1	2:26.917	43.585	59.202	44.130	200.7	7:30.904	15	1	2:32.369	45.126	1:01.161	46.082	181.8	40:01.758								
4	1	2:27.219	43.900	59.187	44.132	200.0	9:58.123	16	1	2:45.064	B 45.084	1:01.260	58.720	181.8	42:46.822								
5	1	2:24.897	43.499	58.135	43.263	201.1	12:23.020	17	2	4:57.649	3:15.317	59.018	43.314	120.0	47:44.471								
6	1	2:24.633	43.225	57.738	43.670	200.0	14:47.653	18	2	2:21.824	41.342	57.460	43.022	200.7	50:06.295								
7	1	2:24.125	43.042	57.630	43.453	202.2	17:11.778	19	2	2:21.375	41.254	57.909	42.212	199.3	52:27.670								
8	1	2:24.627	43.297	57.973	43.357	200.7	19:36.405	20	2	2:21.024	41.562	57.331	42.131	200.7	54:48.694								
9	1	2:28.117	44.063	1:00.366	43.688	204.5	22:04.522	21	2	2:19.080	40.952	56.588	41.540	199.6	57:07.774								
10	1	2:24.942	43.452	58.257	43.233	205.3	24:29.464	22	2	2:18.673	40.698	56.309	41.666	202.6	59:26.447								
11	1	2:24.377	43.656	58.029	42.692	203.8	26:53.841	23	2	2:20.966	41.082	58.095	41.789	202.6	1:01:47.413								
12	1	2:24.184	43.254	58.033	42.897	203.8	29:18.025	24	2	2:19.714	40.769	56.832	42.113	203.0	1:04:07.127								
13	1	2:21.694	42.472	56.820	42.402	203.8	31:39.719	25	2	2:20.113	41.664	56.343	42.106	201.9	1:06:27.240								
14	1	2:28.516	43.456	1:00.660	44.400	196.7	34:08.235	26	2	2:19.465	40.539	56.936	41.990	203.8	1:08:46.705								
15	1	2:56.414	53.229	1:18.464	44.721	171.2	37:04.649	27	2	2:19.072	41.090	55.847	42.135	200.7	1:11:05.777								
16	1	2:20.953	41.454	57.275	42.224	203.4	39:25.602	28	2	2:18.454	40.483	55.991	41.980	202.2	1:13:24.231								
17	1	2:19.054	41.234	56.364	41.456	204.5	41:44.656	29	2	2:19.934	41.575	56.757	41.602	201.5	1:15:44.165								
18	1	2:18.416	41.021	55.679	41.716	205.3	44:03.072	30	2	2:19.864	40.965	56.039	42.860	203.8	1:18:04.029								
19	1	2:30.455	B 41.453	55.823	53.179	206.1	46:33.527	31	2	2:19.087	40.643	56.034	42.410	203.0	1:20:23.116								
20	1	4:40.126	3:02.268	56.011	41.847	135.0	51:13.653	32	2	2:20.926	42.238	56.198	42.490	204.2	1:22:44.042								
21	1	2:18.283	40.959	55.849	41.475	203.0	53:31.936	33	2	2:19.782	40.917	56.397	42.468	203.8	1:25:03.824								
22	1	2:17.828	41.138	55.367	41.323	204.9	55:49.764	34	2	2:19.412	40.704	56.030	42.678	201.9	1:27:23.236								
23	1	2:17.397	40.308	55.540	41.549	205.3	58:07.161	35	2	2:18.263	40.590	56.128	41.545	202.2	1:29:41.499								
24	1	2:18.257	40.473	55.233	42.551	207.7	1:00:25.418	36	2	2:19.486	40.425	56.135	42.926	203.8	1:32:00.985								
25	1	2:16.629	40.389	55.175	41.065	204.5	1:02:42.047	21 Porsche 911 2.0L 1.David SARNY GTL															
26	1	2:17.602	41.106	55.263	41.233	206.1	1:04:59.649	1	1	2:36.612	49.984	1:01.254	45.374		2:36.612								
27	1	2:16.643	39.951	55.543	41.149	205.3	1:07:16.292	2	1	2:31.365	44.185	1:01.641	45.539	196.4	5:07.977								
28	1	2:17.473	41.169	55.248	41.056	204.9	1:09:33.765	3	1	2:27.403	43.714	59.547	44.142	194.2	7:35.380								
29	1	2:17.560	40.772	55.167	41.621	203.4	1:11:51.325	4	1	2:27.904	44.204	59.171	44.529	197.4	10:03.284								
30	1	2:18.228	39.926	56.628	41.674	204.9	1:14:09.553	5	1	2:25.867	43.418	58.288	44.161	196.4	12:29.151								
31	1	2:17.302	40.184	55.554	41.564	204.5	1:16:26.855	6	1	2:25.972	42.873	58.113	44.986	197.8	14:55.123								
32	1	2:17.245	40.380	55.339	41.526	204.2	1:18:44.100	7	1	2:24.328	42.728	58.225	43.375	197.4	17:19.451								
33	1	2:16.972	40.158	55.175	41.639	204.5	1:21:01.072																
34	1	2:17.378	40.856	55.173	41.349	203.4	1:23:18.450																

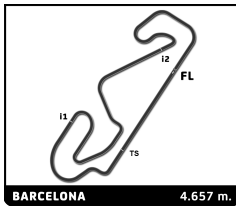


2.0L CUP ESPIRITU DE MONTJUÏC RACE

Sector Analysis

Lap under Red Flag Invalidated Lap Personal Best Session Best Crossing the pit lane

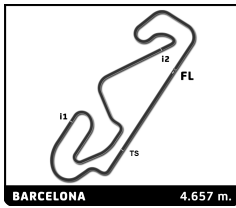
Lap	D	Time	Sector 1	Sector 2	Sector 3	T. Spd	Elapsed	Lap	D	Time	Sector 1	Sector 2	Sector 3	T. Spd	Elapsed
8	1	2:27.527	43.678	59.734	44.115	197.4	19:46.978	20	1	2:31.363	44.557	1:00.771	46.035	194.2	1:06:37.148
9	1	2:29.863	44.889	1:00.890	44.084	195.3	22:16.841	21	1	2:32.872	44.574	1:01.583	46.715	189.5	1:09:10.020
10	1	2:30.910	44.653	1:01.692	44.565	196.7	24:47.751	22	1	2:32.225	44.618	1:01.380	46.227	191.2	1:11:42.245
11	1	2:27.998	43.966	59.808	44.224	197.4	27:15.749	23	1	2:34.168	44.986	1:03.015	46.167	189.5	1:14:16.413
12	1	2:26.849	43.615	59.826	43.408	194.2	29:42.598	24	1	2:31.922	44.312	1:01.633	45.977	193.9	1:16:48.335
13	1	2:24.044	42.741	58.474	42.829	193.2	32:06.642	25	1	2:31.823	43.958	1:02.229	45.636	194.6	1:19:20.158
14	1	2:39.438	47.207	1:03.313	48.918	197.4	34:46.080	26	1	2:32.511	43.790	1:01.978	46.743	196.4	1:21:52.669
15	1	2:52.863 B	50.758	1:06.067	56.038	133.5	37:38.943	27	1	2:32.890	44.183	1:02.343	46.364	196.4	1:24:25.559
16	1	4:43.408	3:03.146	58.081	42.181	128.7	42:22.351	28	1	2:31.873	44.099	1:01.526	46.248	193.9	1:26:57.432
17	1	2:20.183	41.293	56.457	42.433	198.9	44:42.534	29	1	2:30.937	43.998	1:00.972	45.967	197.1	1:29:28.369
18	1	2:18.839	41.369	56.187	41.283	198.5	47:01.373	30	1	2:31.291	43.979	1:01.233	46.079	196.7	1:31:59.660
19	1	2:18.889	40.918	56.426	41.545	199.3	49:20.262	27 Porsche 911 2.0L 1. Stephen EDWARDS 2. Matt NEAL GTL-ELI							
20	1	2:18.503	41.148	56.068	41.287	200.0	51:38.765								
21	1	2:18.407	40.659	56.006	41.742	199.6	53:57.172	1	2	2:39.852	50.404	1:03.809	45.639		2:39.852
22	1	2:17.417	40.162	55.620	41.635	200.7	56:14.589	2	2	2:31.753	45.267	1:01.337	45.149	194.9	5:11.605
23	1	2:18.265	41.049	55.724	41.492	199.6	58:32.854	3	2	2:29.046	44.623	59.498	44.925	193.2	7:40.651
24	1	2:17.331	40.404	55.574	41.353	199.3	1:00:50.185	4	2	2:29.715	44.398	1:00.308	45.009	194.9	10:10.366
25	1	2:20.114	40.400	57.491	42.223	199.6	1:03:10.299	5	2	2:28.510	43.996	59.333	45.181	194.9	12:38.876
26	1	2:17.974	40.595	56.199	41.180	200.4	1:05:28.273	6	2	2:26.661	43.955	58.184	44.522	194.9	15:05.537
27	1	2:18.317	40.667	56.314	41.336	199.3	1:07:46.590	7	2	2:25.306	43.247	58.123	43.936	196.4	17:30.843
28	1	2:17.379	40.530	55.661	41.188	199.6	1:10:03.969	8	2	2:27.417	43.687	59.603	44.127	197.4	19:58.260
29	1	2:17.718	40.590	55.711	41.417	199.6	1:12:21.687	9	2	2:28.796	44.492	1:00.094	44.210	197.1	22:27.056
30	1	2:18.930	40.906	55.804	42.220	200.4	1:14:40.617	10	2	2:27.379	44.141	59.466	43.772	198.2	24:54.435
31	1	2:17.685	40.597	56.202	40.886	199.6	1:16:58.302	11	2	2:24.978	43.489	58.299	43.190	197.8	27:19.413
32	1	2:18.205	39.997	56.481	41.727	200.4	1:19:16.507	12	2	2:23.292	42.638	57.693	42.961	197.8	29:42.705
33	1	2:16.803	40.372	55.630	40.801	200.0	1:21:33.310	13	2	2:24.395	44.363	57.891	42.141	155.6	32:07.100
34	1	2:16.181	40.186	55.207	40.788	201.9	1:23:49.491	14	2	2:40.173	47.581	1:03.850	48.742	199.3	34:47.273
35	1	2:16.744	39.988	55.700	41.056	200.7	1:26:06.235	15	2	2:43.815	50.281	1:05.810	47.724	144.6	37:31.088
36	1	2:16.749	39.943	55.538	41.268	201.5	1:28:22.984	16	2	2:21.041	42.540	56.578	41.923	198.2	39:52.129
37	1	2:17.224	40.346	55.727	41.151	201.1	1:30:40.208	17	2	2:19.378	41.102	56.451	41.825	200.0	42:11.507
38	1	2:17.071	39.971	55.995	41.105	201.1	1:32:57.279	18	2	2:18.458	40.637	56.420	41.401	201.5	44:29.965
24 Porsche 911 2.0L 1. Uwe KOLB 2. Patrick KOLB GTL-ELI								19	2	2:28.111 B	40.795	55.770	51.546	199.6	46:58.076
								20	1	5:05.142	3:25.571	57.336	42.235	135.8	52:03.218
1	1	2:38.679	51.259	1:03.260	44.160		2:38.679	21	1	2:20.243	40.838	57.304	42.101	201.1	54:23.461
2	1	2:28.000	43.080	1:00.851	44.069	200.0	5:06.679	22	1	2:20.881	40.923	56.613	43.345	200.7	56:44.342
3	1	2:25.070	42.872	58.264	43.934	199.3	7:31.749	23	1	2:19.896	41.115	56.158	42.623	199.3	59:04.238
4	1	2:25.255	43.288	58.852	43.115	198.9	9:57.004	24	1	2:20.223	41.013	56.071	43.139	199.3	1:01:24.461
5	1	2:23.983	42.632	58.068	43.283	199.3	12:20.987	25	1	2:20.533	42.412	56.131	41.990	201.1	1:03:44.994
6	1	2:21.589	42.295	56.789	42.505	202.6	14:42.576	26	1	2:18.817	40.905	56.163	41.749	200.7	1:06:03.811
7	1	2:21.575	42.403	56.596	42.576	199.6	17:04.151	27	1	2:18.631	40.552	56.384	41.695	201.9	1:08:22.442
8	1	2:22.279	42.404	57.069	42.806	201.1	19:26.430	28	1	2:17.894	40.348	55.768	41.778	200.7	1:10:40.336
9	1	2:46.740 B	43.574	1:00.069	1:03.097	201.5	22:13.170	29	1	2:17.802	40.303	55.852	41.647	201.9	1:12:58.138
10	1	18:54.277	...	1:03.909	47.000	112.7	41:07.447	30	1	2:18.654	40.821	55.739	42.094	200.7	1:15:16.792
11	1	2:32.994	44.442	1:01.869	46.683	194.2	43:40.441	31	1	2:18.190	40.326	56.125	41.739	200.4	1:17:34.982
12	1	2:36.332	44.551	1:04.948	46.833	192.5	46:16.773	32	1	2:17.679	40.285	55.680	41.714	201.1	1:19:52.661
13	1	2:33.871	44.998	1:02.454	46.419	190.1	48:50.644	33	1	2:17.680	40.205	55.775	41.700	201.1	1:22:10.341
14	1	2:36.295	46.887	1:02.246	47.162	192.5	51:26.939	34	1	2:17.494	40.265	55.510	41.719	201.5	1:24:27.835
15	1	2:32.368	43.869	1:02.042	46.457	194.6	53:59.307	35	1	2:17.890	40.989	55.557	41.344	203.0	1:26:45.725
16	1	2:32.786	44.608	1:02.024	46.154	193.9	56:32.093	36	1	2:18.229	40.071	56.450	41.708	202.6	1:29:03.954
17	1	2:32.187	43.755	1:02.298	46.134	194.6	59:04.280	37	1	2:17.547	40.326	55.741	41.480	203.8	1:31:21.501
18	1	2:31.576	44.100	1:01.556	45.920	190.8	1:01:35.856	38	1	2:17.857	40.538	56.057	41.262	201.9	1:33:39.358
19	1	2:29.929	43.527	1:00.938	45.464	194.6	1:04:05.785								



2.0L CUP ESPIRITU DE MONTJUÏC RACE

Sector Analysis

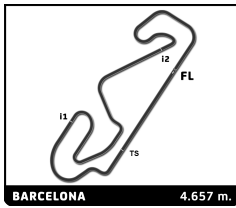
											Lap under Red Flag	Invalidated Lap	Personal Best	Session Best	B Crossing the pit lane						
Lap	D	Time	Sector 1	Sector 2	Sector 3	T. Spd	Elapsed	Lap	D	Time	Sector 1	Sector 2	Sector 3	T. Spd	Elapsed						
35		Porsche 911 2.0L 1. Frédéric DI EGIDIO					GTL														
1	1	4:11.134 B	50.575	1:19.329	2:01.230		4:11.134	4	1	2:29.318	44.093	1:00.382	44.843	194.9	10:22.278						
2	1	4:21.491	2:27.431	1:04.802	49.258	124.6	8:32.625	5	1	2:28.427	43.669	59.745	45.013	203.8	12:50.705						
3	1	3:21.125 B	56.843	1:15.402	1:08.880	103.4	11:53.750	6	1	2:26.705	43.358	58.719	44.628	203.0	15:17.410						
7	1	2:25.522	43.062	58.321	44.139	204.9	17:42.932	7	1	2:29.488	44.401	1:00.311	44.776	201.9	20:12.420						
8	1	2:29.357	44.652	1:00.367	44.338	190.8	22:41.777	8	1	2:29.488	44.401	1:00.311	44.776	201.9	20:12.420						
9	1	2:26.305	43.464	59.060	43.781	204.9	25:08.082	9	1	2:29.357	44.652	1:00.367	44.338	190.8	22:41.777						
10	1	2:24.969	43.788	58.275	42.906	196.0	27:33.051	10	1	2:26.305	43.464	59.060	43.781	204.9	25:08.082						
11	1	2:22.411	42.403	57.282	42.726	201.5	29:55.462	11	1	2:24.969	43.788	58.275	42.906	196.0	27:33.051						
12	1	2:22.758	42.563	57.379	42.816	202.6	32:18.220	12	1	2:22.411	42.403	57.282	42.726	201.5	29:55.462						
13	1	2:21.108	43.482	58.849	48.777	196.7	34:49.328	13	1	2:22.758	42.563	57.379	42.816	202.6	32:18.220						
14	1	2:42.842	49.880	1:06.107	46.855	163.9	37:32.170	14	1	2:21.108	43.482	58.849	48.777	196.7	34:49.328						
15	1	2:21.006	41.978	56.612	42.416	203.8	39:53.176	15	1	2:42.842	49.880	1:06.107	46.855	163.9	37:32.170						
16	1	2:18.943	41.063	56.172	41.708	205.7	42:12.119	16	1	2:21.006	41.978	56.612	42.416	203.8	39:53.176						
17	1	2:18.627	40.797	56.331	41.499	208.5	44:30.746	17	1	2:18.943	41.063	56.172	41.708	205.7	42:12.119						
18	1	2:30.910 B	40.540	55.859	54.511	207.7	47:01.656	18	1	2:18.627	40.797	56.331	41.499	208.5	44:30.746						
19	1	4:56.478	3:19.278	55.823	41.377	136.4	51:58.134	19	1	2:30.910 B	40.540	55.859	54.511	207.7	47:01.656						
20	2	2:17.195	40.514	55.428	41.253	206.9	54:15.329	20	2	4:56.478	3:19.278	55.823	41.377	136.4	51:58.134						
21	2	2:16.547	39.819	55.345	41.383	206.5	56:31.876	21	2	2:17.195	40.514	55.428	41.253	206.9	54:15.329						
22	2	2:15.607	39.913	55.013	40.681	206.5	58:47.483	22	2	2:16.547	39.819	55.345	41.383	206.5	56:31.876						
23	2	2:15.840	39.732	55.158	40.950	207.7	1:01:03.323	23	2	2:15.607	39.913	55.013	40.681	206.5	58:47.483						
24	2	2:15.761	39.651	55.002	41.108	206.5	1:03:19.084	24	2	2:15.840	39.732	55.158	40.950	207.7	1:01:03.323						
25	2	2:15.401	39.785	54.866	40.750	206.9	1:05:34.485	25	2	2:15.761	39.651	55.002	41.108	206.5	1:03:19.084						
26	2	2:15.089	39.728	54.838	40.523	206.5	1:07:49.574	26	2	2:15.401	39.785	54.866	40.750	206.9	1:05:34.485						
27	2	2:14.830	39.411	55.049	40.370	206.9	1:10:04.404	27	2	2:15.089	39.728	54.838	40.523	206.5	1:07:49.574						
28	2	2:15.132	39.639	54.465	41.028	208.5	1:12:19.536	28	2	2:14.830	39.411	55.049	40.370	206.9	1:10:04.404						
29	2	2:15.130	39.463	55.010	40.657	206.9	1:14:34.666	29	2	2:15.132	39.639	54.465	41.028	208.5	1:12:19.536						
30	2	2:14.159	39.408	54.390	40.361	207.3	1:16:48.825	30	2	2:15.130	39.463	55.010	40.657	206.9	1:14:34.666						
31	2	2:14.073	39.249	54.476	40.348	208.1	1:19:02.898	31	2	2:14.159	39.408	54.390	40.361	207.3	1:16:48.825						
32	2	2:14.349	39.222	54.380	40.747	207.7	1:21:17.247	32	2	2:14.073	39.249	54.476	40.348	208.1	1:19:02.898						
33	2	2:14.244	39.220	54.622	40.402	208.9	1:23:31.491	33	2	2:14.349	39.222	54.380	40.747	207.7	1:21:17.247						
34	2	2:14.856	39.126	55.393	40.337	209.3	1:25:46.347	34	2	2:14.244	39.220	54.622	40.402	208.9	1:23:31.491						
35	2	2:13.669	39.162	54.150	40.357	207.7	1:28:00.016	35	2	2:14.856	39.126	55.393	40.337	209.3	1:25:46.347						
36	2	2:14.082	39.158	54.688	40.236	208.9	1:30:14.098	36	2	2:13.669	39.162	54.150	40.357	207.7	1:28:00.016						
37	2	2:14.473	39.763	54.383	40.327	209.7	1:32:28.571	37	2	2:14.082	39.158	54.688	40.236	208.9	1:30:14.098						
38	2	2:14.473	39.763	54.383	40.327	209.7	1:32:28.571	38	2	2:14.473	39.763	54.383	40.327	209.7	1:32:28.571						
55		Porsche 911 2.0L 1. Philippe de CRAENE					GTL														
1	1	2:37.412	50.185	1:02.099	45.128		2:37.412	1	1	2:37.412	50.185	1:02.099	45.128		2:37.412						
2	1	2:31.398	44.176	1:01.649	45.573	197.8	5:08.810	2	1	2:31.398	44.176	1:01.649	45.573	197.8	5:08.810						
3	1	2:28.239	43.168	1:00.074	44.997	188.2	7:37.049	3	1	2:28.239	43.168	1:00.074	44.997	188.2	7:37.049						
4	1	2:28.905	43.566	1:00.526	44.813	200.4	10:05.954	4	1	2:28.905	43.566	1:00.526	44.813	200.4	10:05.954						
5	1	2:27.917	43.544	59.942	44.431	193.5	12:33.871	5	1	2:27.917	43.544	59.942	44.431	193.5	12:33.871						
6	1	2:26.345	43.550	58.781	44.014	196.7	15:00.216	6	1	2:26.345	43.550	58.781	44.014	196.7	15:00.216						
7	1	2:26.409	42.825	59.785	43.799	201.9	17:26.625	7	1	2:26.409	42.825	59.785	43.799	201.9	17:26.625						
8	1	2:28.697	43.965	1:00.241	44.491	193.5	19:55.322	8	1	2:28.697	43.965	1:00.241	44.491	193.5	19:55.322						
9	1	2:30.456	44.923	1:01.091	44.442	188.2	22:25.778	9	1	2:28.697	43.965	1:00.241	44.491	193.5	19:55.322						
10	1	2:27.834	43.820	1:00.580	43.434	202.2	24:53.612	10	1	2:30.456	44.923	1:01.091	44.442	188.2	22:25.778						
11	1	2:27.010	43.530	58.957	44.523	198.5	27:20.622	11	1	2:27.834	43.820	1:00.580	43.434	202.2	24:53.612						
12	1	2:24.390	42.486	58.726	43.178	198.5	29:45.012	12	1	2:27.010	43.530	58.957	44.523	198.5	27:20.622						
13	1	2:23.594	42.756	58.391	42.447	184.9	32:08.606	13	1	2:24.390	42.486	58.726	43.178	198.5	29:45.012						
14	1	2:39.193	46.900	1:04.124	48.169	198.9	34:47.799	14	1	2:23.594	42.756	58.391	42.447	184.9	32:08.606						
15	1	2:52.983 B	50.866	1:05.295	56.822	141.9	37:40.782	15	1	2:39.193	46.900	1:04.124	48.169	198.9	34:47.799						
54		Porsche 911 2.0L 1. Timothy PAPPAS 2. Jeroen BLEEKEMOLEN					GTL-ELI														
1	1	2:44.810	51.610	1:05.130	48.070		2:44.810	1	1	2:44.810	51.610	1:05.130	48.070		2:44.810						
2	1	2:31.551	44.846	1:01.033	45.672	194.6	5:16.361	2	1	2:31.551	44.846	1:01.033	45.672	194.6	5:16.361						
3	1	2:36.599	49.388	1:01.555	45.656	185.9	7:52.960	3	1	2:36.599	49.388	1:01.555	45.656	185.9	7:52.960						



2.0L CUP ESPIRITU DE MONTJUÏC RACE

Sector Analysis

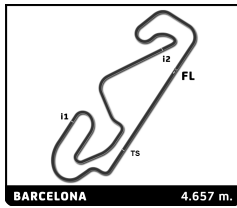
Lap under Red Flag											Invalidated Lap	Personal Best	Session Best	B Crossing the pit lane	
Lap	D	Time	Sector 1	Sector 2	Sector 3	T. Spd	Elapsed	Lap	D	Time	Sector 1	Sector 2	Sector 3	T. Spd	Elapsed
16	1	5:12.729	3:30.749	59.052	42.928	129.7	42:53.511	29	1	2:13.479	39.034	54.231	40.214	203.8	1:11:43.880
17	1	2:22.536	42.393	57.641	42.502	197.8	45:16.047	30	1	2:16.085	40.221	55.064	40.800	206.1	1:13:59.965
18	1	2:22.190	41.901	57.434	42.855	201.1	47:38.237	31	1	2:14.004	40.064	54.114	39.826	205.3	1:16:13.969
19	1	2:22.164	41.803	57.934	42.427	203.0	50:00.401	32	1	2:13.248	39.095	54.002	40.151	204.5	1:18:27.217
20	1	2:20.986	41.347	56.678	42.961	203.0	52:21.387	33	1	2:13.812	39.294	54.561	39.957	204.9	1:20:41.029
21	1	2:21.425	41.313	57.290	42.822	203.4	54:42.812	34	1	2:13.583	39.151	54.317	40.115	205.3	1:22:54.612
22	1	2:22.228	41.543	58.201	42.484	200.7	57:05.040	35	1	2:13.801	39.420	54.269	40.112	204.2	1:25:08.413
23	1	2:20.651	40.769	57.436	42.446	202.6	59:25.691	36	1	2:13.594	39.142	54.211	40.241	205.3	1:27:22.007
24	1	2:20.754	41.245	57.145	42.364	202.6	1:01:46.445	37	1	2:13.970	39.277	54.566	40.127	204.5	1:29:35.977
25	1	2:20.862	41.074	57.328	42.460	202.6	1:04:07.307	38	1	2:14.971	39.502	54.696	40.773	203.8	1:31:50.948
26	1	2:19.544	40.800	56.617	42.127	204.5	1:06:26.851	65 Porsche 911 2.0L 1. Jussi ITAVUORI 2. Risto VIRTANEN GTL-ELI							
27	1	2:20.163	40.523	57.137	42.503	204.5	1:08:47.014	1	2	2:44.573	53.526	1:04.362	46.685		2:44.573
28	1	2:19.084	41.100	56.235	41.749	198.2	1:11:06.098	2	2	2:29.286	43.958	1:00.757	44.571	205.3	5:13.859
29	1	2:18.440	40.531	56.267	41.642	201.5	1:13:24.538	3	2	2:28.503	43.921	1:00.552	44.030	206.5	7:42.362
30	1	2:19.035	40.784	56.553	41.698	204.9	1:15:43.573	4	2	2:26.407	42.772	59.497	44.138	209.3	10:08.769
31	1	2:19.243	40.613	56.542	42.088	204.9	1:18:02.816	5	2	2:25.420	42.697	58.720	44.003	206.9	12:34.189
32	1	2:19.984	40.556	57.161	42.267	202.2	1:20:22.800	6	2	2:24.225	42.521	58.018	43.686	206.5	14:58.414
33	1	2:18.910	40.320	56.628	41.962	204.9	1:22:41.710	7	2	2:25.079	42.715	58.850	43.514	207.3	17:23.493
34	1	2:19.316	40.812	56.502	42.002	203.0	1:25:01.026	8	2	2:26.491	42.817	59.726	43.948	208.1	19:49.984
35	1	2:19.249	40.495	57.151	41.603	203.0	1:27:20.275	9	2	2:28.239	43.560	1:00.490	44.189	207.3	22:18.223
36	1	2:19.154	40.575	56.907	41.672	203.4	1:29:39.429	10	2	2:27.998	43.506	1:00.665	43.827	205.7	24:46.221
37	1	2:19.324	40.328	56.325	42.671	204.2	1:31:58.753	11	2	2:24.283	42.914	58.451	42.918	207.7	27:10.504
60 Porsche 911 2.0L 1. Oliver BRYANT ELI															
1	1	2:29.221	45.470	59.381	44.370		2:29.221	12	2	2:22.347	41.835	57.669	42.843	207.3	29:32.851
2	1	2:26.670	43.257	59.772	43.641	197.4	4:55.891	13	2	2:21.466	41.649	57.095	42.722	208.1	31:54.317
3	1	2:25.243	42.753	58.487	44.003	196.4	7:21.134	14	2	2:29.459	44.222	1:00.176	45.061	203.4	34:23.776
4	1	2:24.807	43.076	58.244	43.487	200.4	9:45.941	15	2	2:43.669	45.043	1:13.726	44.900	177.3	37:07.445
5	1	2:23.910	42.470	58.021	43.419	200.7	12:09.851	16	2	2:19.279	40.828	56.763	41.688	206.1	39:26.724
6	1	2:22.497	42.572	57.602	42.323	201.5	14:32.348	17	2	2:28.861	B 41.046	56.450	51.365	208.1	41:55.585
7	1	2:20.699	42.224	56.373	42.102	202.2	16:53.047	18	1	5:25.627	3:37.332	1:01.679	46.616	115.0	47:21.212
8	1	2:21.944	42.375	57.403	42.166	202.2	19:14.991	19	1	2:30.445	43.405	1:00.967	46.073	200.7	49:51.657
9	1	2:26.203	43.524	59.150	43.529	198.2	21:41.194	20	1	2:31.523	43.543	1:01.701	46.279	197.8	52:23.180
10	1	2:23.589	43.200	58.114	42.275	201.5	24:04.783	21	1	2:28.961	42.864	1:00.864	45.233	203.0	54:52.141
11	1	2:21.362	42.882	57.350	41.130	203.0	26:26.145	22	1	2:27.944	42.259	59.703	45.982	203.0	57:20.085
12	1	2:19.974	42.037	56.488	41.449	204.2	28:46.119	23	1	2:28.755	43.005	1:00.220	45.530	204.5	59:48.840
13	1	2:18.303	41.470	55.829	41.004	204.2	31:04.422	24	1	2:29.424	43.594	1:00.102	45.728	204.9	1:02:18.264
14	1	2:40.510	41.583	59.416	59.511	191.8	33:44.932	25	1	2:28.375	42.955	1:00.221	45.199	204.2	1:04:46.639
15	1	3:14.586	1:11.421	1:19.114	44.051	130.6	36:59.518	26	1	2:29.065	43.110	1:00.997	44.958	204.5	1:07:15.704
16	1	2:16.732	40.193	55.633	40.906	201.9	39:16.250	27	1	2:30.572	44.489	1:00.807	45.276	200.4	1:09:46.276
17	1	2:16.888	41.103	55.439	40.346	201.5	41:33.138	28	1	2:28.048	42.824	1:00.273	44.951	201.9	1:12:14.324
18	1	2:17.132	40.365	55.393	41.374	202.6	43:50.270	29	1	2:27.918	42.067	59.968	45.883	207.7	1:14:42.242
19	1	2:15.834	39.799	55.451	40.584	203.0	46:06.104	30	1	2:28.667	42.977	59.754	45.936	202.6	1:17:10.909
20	1	2:15.493	39.824	55.145	40.524	203.4	48:21.597	31	1	2:28.039	43.242	59.902	44.895	194.2	1:19:38.948
21	1	2:16.296	39.999	55.690	40.607	205.3	50:37.893	32	1	2:24.605	41.393	58.770	44.442	207.7	1:22:03.553
22	1	2:25.137	B 39.544	54.877	50.716	203.8	53:03.030	33	1	2:26.429	42.716	59.117	44.596	205.3	1:24:29.982
23	1	5:17.109	3:41.895	54.974	40.240	133.5	58:20.139	34	1	2:25.802	42.106	59.233	44.463	206.1	1:26:55.784
24	1	2:13.860	39.644	54.159	40.057	204.9	1:00:33.999	35	1	2:27.273	42.314	1:00.114	44.845	206.1	1:29:23.057
25	1	2:13.448	39.665	53.915	39.868	204.5	1:02:47.447	36	1	2:26.841	42.191	59.708	44.942	205.3	1:31:49.898
26	1	2:14.431	39.239	55.025	40.167	204.9	1:05:01.878	37	1	2:28.478	42.833	1:00.360	45.285	199.3	1:34:18.376
27	1	2:14.872	39.204	54.696	40.972	204.9	1:07:16.750	68 Porsche 911 2.0L 1. Juergen WESTPHAL 2. David VERZIJBURGEN GTL-ELI							
28	1	2:13.651	39.621	53.908	40.122	207.3	1:09:30.401								



2.0L CUP ESPÍRITU DE MONTJUÏC RACE

Sector Analysis

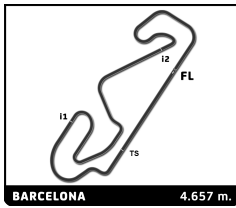
Lap under Red Flag														Invalidated Lap	Personal Best	Session Best	B Crossing the pit lane
Lap	D	Time	Sector 1	Sector 2	Sector 3	T. Spd	Elapsed	Lap	D	Time	Sector 1	Sector 2	Sector 3	T. Spd	Elapsed		
1	1	2:42.831	52.852	1:04.264	45.715		2:42.831	13	1	2:40.240	44.170	1:10.220	45.850	187.5	34:22.169		
2	1	2:30.168	43.777	1:00.863	45.528	201.9	5:12.999	14	1	2:43.986	45.431	1:13.433	45.122	184.6	37:06.155		
3	1	2:31.315	44.726	1:01.685	44.904	201.5	7:44.314	15	1	2:20.020	40.942	56.752	42.326	199.3	39:26.175		
4	1	2:28.827	44.050	1:00.361	44.416	196.0	10:13.141	16	1	2:19.135	40.619	56.761	41.755	201.9	41:45.310		
5	1	2:27.110	42.940	59.412	44.758	200.7	12:40.251	17	1	2:19.438	40.591	57.272	41.575	196.7	44:04.748		
6	1	2:34.595	43.413	59.118	52.064	197.8	15:14.846	18	1	2:19.240	40.651	56.708	41.881	199.3	46:23.988		
7	1	2:26.995	44.138	59.078	43.779	183.4	17:41.841	19	1	2:19.953	40.859	57.319	41.775	200.4	48:43.941		
8	1	2:54.332	1:07.118	1:02.452	44.762	192.9	20:36.173	20	1	2:18.567	40.848	55.881	41.838	198.2	51:02.508		
9	1	2:30.690	44.811	1:00.094	45.785	193.2	23:06.863	21	1	2:27.076 B	41.055	56.300	49.721	200.4	53:29.584		
10	1	2:31.359	45.310	59.910	46.139	186.5	25:38.222	22	1	4:37.207	2:59.870	55.579	41.758	138.5	58:06.791		
11	1	2:26.445	43.810	59.890	42.745	194.6	28:04.667	23	1	2:17.430	40.257	55.196	41.977	203.8	1:00:24.221		
12	1	2:25.482	43.272	59.007	43.203	195.7	30:30.149	24	1	2:17.582	40.241	55.540	41.801	200.7	1:02:41.803		
13	1	2:33.046	48.002	57.972	47.072	194.6	33:03.195	25	1	2:19.827	41.790	56.457	41.580	202.2	1:05:01.630		
14	1	2:52.124	54.684	1:06.711	50.729	124.6	35:55.319	26	1	2:18.398	40.580	55.740	42.078	185.6	1:07:20.028		
15	1	2:25.665	45.054	57.708	42.903	162.7	38:20.984	27	1	2:18.984	40.689	56.012	42.283	197.8	1:09:39.012		
16	1	2:44.126	41.541	1:07.092	55.493	201.1	41:05.110	28	1	2:18.665	40.637	55.810	42.218	199.3	1:11:57.677		
17	1	2:38.498	42.467	58.182	57.849	192.2	43:43.608	29	1	2:18.566	40.389	55.819	42.358	201.5	1:14:16.243		
18	1	2:33.915 B	42.332	58.820	52.763	199.6	46:17.523	30	1	2:19.173	40.612	56.259	42.302	201.1	1:16:35.416		
19	2	4:57.305	3:22.239	54.440	40.626	137.1	51:14.828	31	1	2:19.111	40.829	56.418	41.864	199.3	1:18:54.527		
20	2	2:14.925	39.790	54.802	40.333	206.1	53:29.753	32	1	2:18.966	40.593	56.389	41.984	200.4	1:21:13.493		
21	2	2:14.310	39.395	54.571	40.344	203.4	55:44.063	33	1	2:19.300	40.230	56.684	42.386	200.0	1:23:32.793		
22	2	2:14.925	39.623	54.712	40.590	204.2	57:58.988	34	1	2:19.599	40.448	56.559	42.592	198.9	1:25:52.392		
23	2	2:14.557	39.621	54.798	40.138	203.0	1:00:13.545	35	1	2:18.228	40.532	55.931	41.765	198.5	1:28:10.620		
24	2	2:14.342	39.403	54.468	40.471	203.8	1:02:27.887	36	1	2:18.224	40.391	56.079	41.754	192.2	1:30:28.844		
25	2	2:13.811	39.448	54.078	40.285	204.2	1:04:41.698	37	1	2:17.032	40.087	55.556	41.389	200.4	1:32:45.876		
26	2	2:14.150	39.432	54.442	40.276	204.2	1:06:55.848	<div style="border: 1px solid black; padding: 5px;"> 75 Porsche 911 2.0L 1.Christian ALBRECHT 2.Jan HUNGER GTL </div>									
27	2	2:14.020	39.349	54.074	40.597	204.2	1:09:09.868										
28	2	2:13.695	39.444	54.224	40.027	202.2	1:11:23.563										
29	2	2:13.549	39.136	54.383	40.030	204.2	1:13:37.112										
30	2	2:14.104	39.298	54.727	40.079	203.8	1:15:51.216										
31	2	2:13.222	39.029	54.310	39.883	204.5	1:18:04.438										
32	2	2:14.631	39.410	54.973	40.248	203.4	1:20:19.069										
33	2	2:13.548	39.151	54.350	40.047	204.5	1:22:32.617										
34	2	2:13.339	39.216	54.214	39.909	202.6	1:24:45.956										
35	2	2:13.316	39.023	54.396	39.897	204.9	1:26:59.272										
36	2	2:14.713	40.002	54.690	40.021	206.5	1:29:13.985										
37	2	2:12.902	38.963	53.905	40.034	206.1	1:31:26.887										
38	2	2:13.415	38.848	54.235	40.332	202.6	1:33:40.302										
<div style="border: 1px solid black; padding: 5px;"> 72 Porsche 911 2.0L 1.Richard COOK GTL </div>																	
1	1	2:40.852	50.893	1:04.485	45.474		2:40.852	14	2	3:02.751 B	57.577	1:06.623	58.551	109.2	36:02.686		
2	1	2:31.691	44.631	1:01.654	45.406	198.5	5:12.543	15	1	4:48.924	3:11.120	56.213	41.591	130.6	40:51.610		
3	1	2:29.696	45.059	59.793	44.844	199.3	7:42.239	16	1	2:17.448	40.299	55.839	41.310	201.5	43:09.058		
4	1	2:28.705	43.968	59.651	45.086	198.9	10:10.944	17	1	2:16.703	40.044	55.859	40.800	198.9	45:25.761		
5	1	2:28.460	43.833	1:00.031	44.596	200.4	12:39.404	18	1	2:16.832	40.085	55.561	41.186	200.0	47:42.593		
6	1	2:26.797	43.666	58.518	44.613	200.4	15:06.201	19	1	2:18.100	40.496	55.663	41.941	201.1	50:00.693		
7	1	2:25.242	42.845	58.654	43.743	201.1	17:31.443	20	1	2:17.018	40.485	55.655	40.878	203.0	52:17.711		
8	1	2:49.476 B	43.614	1:11.588	54.274	197.8	20:20.919	21	1	2:16.325	39.997	55.719	40.609	201.9	54:34.036		
9	1	4:11.545	2:28.421	59.227	43.897	132.4	24:32.464	22	1	2:16.328	40.057	55.476	40.795	201.9	56:50.364		
10	1	2:25.092	43.943	57.908	43.241	198.9	26:57.556	23	1	2:16.109	40.048	55.182	40.879	201.9	59:06.473		
11	1	2:22.652	42.620	57.160	42.872	200.4	29:20.208	24	1	2:18.174	40.428	55.003	42.743	201.9	1:01:24.647		
12	1	2:21.721	42.392	56.964	42.365	194.9	31:41.929	25	1	2:16.709	40.272	55.747	40.690	203.4	1:03:41.356		



2.0L CUP ESPIRITU DE MONTJUÏC RACE

Sector Analysis

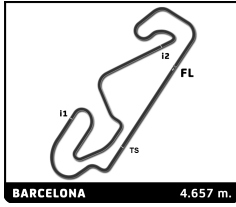
Lap under Red Flag								Invalidated Lap		Personal Best		Session Best		B Crossing the pit lane	
Lap	D	Time	Sector 1	Sector 2	Sector 3	T. Spd	Elapsed	Lap	D	Time	Sector 1	Sector 2	Sector 3	T. Spd	Elapsed
26	1	2:16.058	40.183	55.034	40.841	200.0	1:05:57.414	32	1	2:22.426	41.636	57.619	43.171	200.7	1:24:18.734
27	1	2:15.854	40.013	55.016	40.825	200.4	1:08:13.268	33	1	2:23.725	42.567	57.962	43.196	197.4	1:26:42.459
28	1	2:15.817	40.003	55.075	40.739	200.0	1:10:29.085	34	1	2:24.507	42.908	58.759	42.840	195.7	1:29:06.966
29	1	2:16.079	39.864	55.403	40.812	200.7	1:12:45.164	35	1	2:23.262	42.534	57.683	43.045	198.9	1:31:30.228
30	1	2:16.037	39.978	55.396	40.663	201.1	1:15:01.201	36	1	2:24.765	42.346	58.298	44.121	197.8	1:33:54.993
31	1	2:17.196	40.240	55.634	41.322	200.4	1:17:18.397	99 Porsche 911 2.0L 1. James THORPE 2. Phil QUALIFE GTL-ELI							
32	1	2:16.334	39.788	55.888	40.658	201.9	1:19:34.731	1	1	2:32.277	46.854	1:00.826	44.597		2:32.277
33	1	2:16.905	40.394	55.181	41.330	201.9	1:21:51.636	2	1	2:28.099	44.037	59.589	44.473	196.4	5:00.376
34	1	2:16.919	40.112	56.207	40.600	200.0	1:24:08.555	3	1	2:26.815	43.445	59.249	44.121	196.7	7:27.191
35	1	2:15.591	40.017	54.925	40.649	201.1	1:26:24.146	4	1	2:26.249	43.607	58.572	44.070	198.2	9:53.440
36	1	2:15.792	40.021	55.022	40.749	200.4	1:28:39.938	5	1	2:25.442	43.513	58.350	43.579	197.4	12:18.882
37	1	2:18.267	41.171	55.742	41.354	200.0	1:30:58.205	6	1	2:25.392	43.421	57.840	44.131	198.9	14:44.274
38	1	2:21.840	40.271	56.881	44.688	200.4	1:33:20.045	7	1	2:23.395	42.737	57.393	43.265	198.5	17:07.669
77 Porsche 911 2.0L 1. James TURNER 2. Sam HANCOCK GTL-ELI								8	1	2:26.205	43.719	58.833	43.653	198.9	19:33.874
1	2	2:41.914	52.512	1:03.765	45.637		2:41.914	9	1	2:27.877	44.438	59.605	43.834	200.4	22:01.751
2	2	2:33.546	45.390	1:02.303	45.853	181.5	5:15.460	10	1	2:26.618	44.784	58.334	43.500	200.0	24:28.369
3	2	4:28.451 B	1:09.946	2:07.123	1:11.382	180.6	9:43.911	11	1	2:24.992	43.698	58.158	43.136	200.0	26:53.361
82 Porsche 911 2.0L 1. Timmo H. MOL 2. Patrick KOLB GTL-ELI								12	1	2:24.085	43.281	58.012	42.792	201.9	29:17.446
1	1	2:55.423	56.578	1:07.882	50.963		2:55.423	13	1	2:21.854	42.167	57.250	42.437	200.4	31:39.300
2	1	2:40.549	48.017	1:04.757	47.775	185.9	5:35.972	14	1	2:28.328	42.913	1:00.296	45.119	198.2	34:07.628
3	1	2:43.558	48.890	1:05.711	48.957	173.4	8:19.530	15	1	2:55.901	52.769	1:18.430	44.702	176.2	37:03.529
4	1	2:41.035	47.577	1:05.281	48.177	193.2	11:00.565	16	1	2:20.215	41.544	56.839	41.832	198.5	39:23.744
5	1	2:38.324	47.566	1:03.860	46.898	185.2	13:38.889	17	1	2:19.801	41.306	56.370	42.125	201.5	41:43.545
6	1	2:39.965	47.913	1:04.568	47.484	187.8	16:18.854	18	1	2:19.304	41.439	55.954	41.911	200.4	44:02.849
7	1	2:38.020	46.322	1:03.951	47.747	187.2	18:56.874	19	1	2:29.335 B	41.250	56.176	51.909	200.7	46:32.184
8	1	2:43.063	48.375	1:06.020	48.668	181.5	21:39.937	20	2	5:00.547	3:25.379	54.871	40.297	132.0	51:32.731
9	1	2:40.394	48.197	1:05.224	46.973	167.7	24:20.331	21	2	2:14.337	39.833	54.572	39.932	200.4	53:47.068
10	1	2:38.754	46.852	1:04.911	46.991	186.2	26:59.085	22	2	2:14.631	39.705	54.352	40.574	201.1	56:01.699
11	1	2:33.124	45.681	1:01.978	45.465	186.9	29:32.209	23	2	2:14.867	40.288	54.255	40.324	203.0	58:16.566
12	1	2:30.850	44.574	1:01.424	44.852	182.7	32:03.059	24	2	2:14.157	39.578	54.372	40.207	201.1	1:00:30.723
13	1	2:41.546	48.908	1:03.822	48.816	169.8	34:44.605	25	2	2:14.179	39.627	54.315	40.237	201.1	1:02:44.902
14	1	2:46.186	51.202	1:06.587	48.397	134.0	37:30.791	26	2	2:15.228	39.581	55.227	40.420	201.9	1:05:00.130
15	1	2:31.445	44.531	1:01.184	45.730	192.5	40:02.236	27	2	2:16.445	39.601	55.685	41.159	203.4	1:07:16.575
16	1	2:26.057	42.932	59.106	44.019	197.4	42:28.293	28	2	2:15.042	40.743	54.244	40.055	201.5	1:09:31.617
17	1	2:38.977 B	43.645	59.343	55.989	196.4	45:07.270	29	2	2:13.651	39.357	54.331	39.963	202.2	1:11:45.268
18	1	5:25.612	3:40.973	1:00.521	44.118	128.9	50:32.882	30	2	2:15.851	40.011	54.694	41.146	203.0	1:14:01.119
19	1	2:26.223	43.606	59.167	43.450	193.5	52:59.105	31	2	2:15.275	39.659	54.619	40.997	203.0	1:16:16.394
20	1	2:25.355	43.188	59.115	43.052	197.4	55:24.460	32	2	2:15.155	39.929	54.471	40.755	202.6	1:18:31.549
21	1	2:24.098	42.436	58.526	43.136	197.8	57:48.558	33	2	2:15.090	39.814	54.594	40.682	203.0	1:20:46.639
22	1	2:24.931	42.833	58.318	43.780	196.0	1:00:13.489	34	2	2:16.928	40.052	55.914	40.962	204.2	1:23:03.567
23	1	2:26.102	43.172	58.519	44.411	194.2	1:02:39.591	35	2	2:15.845	39.563	55.395	40.887	205.3	1:25:19.412
24	1	2:26.203	43.407	59.416	43.380	196.7	1:05:05.794	36	2	2:15.206	39.959	54.544	40.703	203.4	1:27:34.618
25	1	2:25.601	42.509	59.807	43.285	200.0	1:07:31.395	37	2	2:14.805	39.648	55.141	40.016	204.5	1:29:49.423
26	1	2:24.936	42.656	58.653	43.627	198.2	1:09:56.331	38	2	2:14.474	39.482	54.584	40.408	203.0	1:32:03.897
27	1	2:24.536	42.429	58.319	43.788	197.8	1:12:20.867	113 Porsche 911 2.0L 1. Christophe FLORIN GTL							
28	1	2:24.866	43.114	58.394	43.358	198.5	1:14:45.733	1	1	2:55.685	57.536	1:07.759	50.390		2:55.685
29	1	2:24.389	42.770	58.190	43.429	195.3	1:17:10.122	2	1	2:37.391	46.581	1:04.411	46.399	189.5	5:33.076
30	1	2:22.874	41.795	57.760	43.319	201.1	1:19:32.996	3	1	2:51.897	1:00.930	1:04.534	46.433	185.6	8:24.973
31	1	2:23.312	42.542	57.951	42.819	198.5	1:21:56.308	4	1	2:35.887	45.712	1:02.686	47.489	190.5	11:00.860



2.0L CUP ESPÍRITU DE MONTJUÏC RACE

Sector Analysis

Lap under Red Flag Invalidated Lap Personal Best Session Best B Crossing the pit lane															
Lap	D	Time	Sector 1	Sector 2	Sector 3	T. Spd	Elapsed	Lap	D	Time	Sector 1	Sector 2	Sector 3	T. Spd	Elapsed
5	1	2:32.144	45.373	1:01.232	45.539	189.1	13:33.004	19	1	2:16.196	40.158	55.546	40.492	203.8	46:05.561
6	1	2:31.482	44.835	1:01.186	45.461	192.2	16:04.486	20	1	2:15.773	40.290	54.850	40.633	204.5	48:21.334
7	1	2:32.291	44.879	1:01.979	45.433	194.6	18:36.777	21	1	2:17.098	40.110	56.054	40.934	204.2	50:38.432
8	1	2:33.691	45.554	1:02.526	45.611	192.5	21:10.468	22	1	2:25.164 B	39.782	54.448	50.934	206.1	53:03.596
9	1	2:31.690	44.653	1:01.886	45.151	196.7	23:42.158	23	1	5:18.990	3:43.257	54.325	41.408	134.8	58:22.586
10	1	2:30.202	44.671	1:01.206	44.325	191.8	26:12.360	24	1	2:14.456	39.610	54.400	40.446	204.2	1:00:37.042
11	1	2:29.655	44.409	1:00.818	44.428	192.5	28:42.015	25	1	2:14.480	39.722	54.444	40.314	203.4	1:02:51.522
12	1	2:30.080	45.476	1:00.259	44.345	185.2	31:12.095	26	1	2:14.813	40.057	54.431	40.325	203.8	1:05:06.335
13	1	2:33.579	43.817	1:00.356	49.406	192.5	33:45.674	27	1	2:13.994	39.673	54.231	40.090	205.3	1:07:20.329
14	1	3:15.845	1:11.604	1:19.195	45.046	126.6	37:01.519	28	1	2:13.888	39.666	54.380	39.842	207.3	1:09:34.217
15	1	2:28.802	44.002	1:01.280	43.520	192.5	39:30.321	29	1	2:14.646	39.858	54.308	40.480	205.7	1:11:48.863
16	1	2:25.892	42.620	1:00.159	43.113	196.7	41:56.213	30	1	2:14.163	39.632	54.276	40.255	204.2	1:14:03.026
17	1	2:25.390	42.643	59.399	43.348	199.3	44:21.603	31	1	2:14.488	39.551	54.318	40.619	204.5	1:16:17.514
18	1	2:33.893 B	43.277	58.645	51.971	200.0	46:55.496	32	1	2:15.669	39.665	54.901	41.103	208.5	1:18:33.183
19	1	4:49.708	3:06.066	1:00.186	43.456	121.6	51:45.204	33	1	2:13.665	39.618	53.945	40.102	207.7	1:20:46.848
20	1	2:25.067	42.820	58.853	43.394	194.2	54:10.271	34	1	2:15.059	39.633	55.149	40.277	208.9	1:23:01.907
21	1	2:24.824	42.215	59.276	43.333	200.7	56:35.095	35	1	2:13.926	39.462	53.892	40.572	206.9	1:25:15.833
22	1	2:23.491	41.763	58.502	43.226	201.1	58:58.586	36	1	2:14.697	39.548	54.570	40.579	205.7	1:27:30.530
23	1	2:25.670	42.977	58.875	43.818	195.7	1:01:24.256	37	1	2:14.666	39.832	54.372	40.462	205.7	1:29:45.196
24	1	2:24.837	43.225	58.916	42.696	185.9	1:03:49.093	38	1	2:14.134	39.342	54.045	40.747	205.7	1:31:59.330
25	1	2:22.292	41.745	57.892	42.655	199.6	1:06:11.385	411 Porsche 911 2.0L 1. Lukas BUCHER GTL							
26	1	2:23.797	42.055	58.700	43.042	196.4	1:08:35.182	1	1	2:55.687	57.535	1:08.128	50.024		2:55.687
27	1	2:23.066	42.422	57.978	42.666	198.2	1:10:58.248	2	1	2:36.155	45.787	1:04.760	45.608	198.2	5:31.842
28	1	2:24.262	42.677	58.408	43.177	197.1	1:13:22.510	3	1	2:34.959	46.405	1:03.384	45.170	191.8	8:06.801
29	1	2:25.863	42.969	59.580	43.314	197.8	1:15:48.373	4	1	2:31.430	45.119	1:01.374	44.937	193.5	10:38.231
30	1	2:24.433	42.151	58.907	43.375	199.3	1:18:12.806	5	1	2:29.796	44.193	1:01.142	44.461	200.0	13:08.027
31	1	2:23.135	42.481	58.151	42.503	196.7	1:20:35.941	6	1	2:28.638	44.190	1:00.213	44.235	199.3	15:36.665
32	1	2:23.875	42.250	58.822	42.803	200.4	1:22:59.816	7	1	2:30.075	44.134	1:01.540	44.401	197.1	18:06.740
33	1	2:25.353	42.782	59.367	43.204	200.4	1:25:25.169	8	1	2:30.971	45.503	1:01.296	44.172	178.2	20:37.711
34	1	2:22.429	41.925	57.908	42.596	199.6	1:27:47.598	9	1	2:29.438	45.087	1:00.411	43.940	194.9	23:07.149
35	1	2:24.463	42.131	59.349	42.983	200.7	1:30:12.061	10	1	2:30.364	45.469	1:00.425	44.470	181.5	25:37.513
36	1	2:58.681	43.463	1:31.392	43.826	201.5	1:33:10.742	11	1	2:26.403	43.894	59.290	43.219	199.6	28:03.916
139 Porsche 911 2.0L 1. Xavier DAYRAUT ELI								12	1	2:25.449	43.557	58.669	43.223	198.2	30:29.365
1	1	2:29.645	45.432	59.352	44.861		2:29.645	13	1	5:46.297	4:04.486	58.494	43.317	198.2	36:15.662
2	1	2:25.917	43.372	58.521	44.024	200.4	4:55.562	14	1	2:23.550	42.726	58.188	42.636	200.7	38:39.212
3	1	2:25.346	42.838	58.182	44.326	201.1	7:20.908	15	1	2:22.072	42.052	57.559	42.461	196.0	41:01.284
4	1	2:24.540	42.673	58.464	43.403	200.7	9:45.448	16	1	2:21.411	41.837	57.314	42.260	202.6	43:22.695
5	1	2:23.899	42.634	58.065	43.200	200.4	12:09.347	17	1	2:21.278	42.035	56.537	42.706	201.1	45:43.973
6	1	2:21.797	42.544	56.794	42.459	201.9	14:31.144	18	1	2:30.524 B	41.648	57.230	51.646	201.1	48:14.497
7	1	2:20.561	41.963	56.401	42.197	202.2	16:51.705	19	1	5:14.838	3:37.367	55.679	41.792	134.8	53:29.335
8	1	2:23.080	43.049	57.697	42.334	203.0	19:14.785	20	1	2:17.908	41.238	55.364	41.306	188.5	55:47.243
9	1	2:26.112	43.299	59.131	43.682	203.4	21:40.897	21	1	2:18.527	40.854	56.261	41.412	203.8	58:05.770
10	1	2:23.427	42.921	57.710	42.796	204.2	24:04.324	22	1	2:17.284	40.228	55.706	41.350	204.5	1:00:23.054
11	1	2:21.347	42.570	56.912	41.865	202.2	26:25.671	23	1	2:17.424	40.428	55.646	41.350	203.4	1:02:40.478
12	1	2:19.716	41.935	56.295	41.486	203.0	28:45.387	24	1	2:17.945	41.109	55.811	41.025	203.0	1:04:58.423
13	1	2:18.548	41.722	55.650	41.176	203.8	31:03.935	25	1	2:19.242	40.366	57.601	41.275	203.8	1:07:17.665
14	1	2:40.355	41.308	58.840	1:00.207	203.0	33:44.290	26	1	2:19.161	41.376	56.500	41.285	203.4	1:09:36.826
15	1	3:14.587	1:11.224	1:18.637	44.726	137.9	36:58.877	27	1	2:18.092	40.098	56.399	41.595	203.8	1:11:54.918
16	1	2:17.112	40.651	55.259	41.202	203.4	39:15.989	28	1	2:17.264	40.246	55.800	41.218	204.2	1:14:12.182
17	1	2:16.857	40.958	55.114	40.785	202.6	41:32.846	29	1	2:17.163	40.266	55.864	41.033	203.8	1:16:29.345
18	1	2:16.519	40.632	55.063	40.824	204.2	43:49.365	30	1	2:16.242	39.765	55.280	41.197	205.3	1:18:45.587



2.0L CUP ESPIRITU DE MONTJUÏC RACE

Sector Analysis

Lap under Red Flag							Invalidated Lap		Personal Best		Session Best		B Crossing the pit lane		
Lap	D	Time	Sector 1	Sector 2	Sector 3	T. Spd	Elapsed	Lap	D	Time	Sector 1	Sector 2	Sector 3	T. Spd	Elapsed
31	1	2:15.941	40.368	54.700	40.873	205.3	1:21:01.528	4	1	2:33.834	46.345	1:01.160	46.329	193.9	10:46.012
32	1	2:18.307	40.790	55.141	42.376	203.8	1:23:19.835	5	1	2:32.083	45.708	1:01.035	45.340	197.4	13:18.095
33	1	2:18.991	40.673	57.502	40.816	204.2	1:25:38.826	6	1	2:30.177	45.193	1:00.162	44.822	197.1	15:48.272
34	1	2:17.285	40.091	55.144	42.050	204.2	1:27:56.111	7	1	2:30.742	44.284	1:01.431	45.027	196.4	18:19.014
35	1	2:16.567	40.782	55.074	40.711	203.8	1:30:12.678	8	1	2:35.499	46.177	1:03.171	46.151	192.2	20:54.513
36	1	2:17.553	41.131	55.477	40.945	203.8	1:32:30.231	9	1	2:33.550	46.360	1:01.639	45.551	173.1	23:28.063
757 Porsche 911 2.0L 1. Jürgen RUDOLPH							GTL								
1	1	2:34.637	48.036	1:01.025	45.576		2:34.637	10	1	2:32.443	46.019	1:01.442	44.982	184.9	26:00.506
2	1	2:27.795	44.165	59.390	44.240	206.9	5:02.432	11	1	2:28.974	44.439	1:00.048	44.487	200.4	28:29.480
3	1	2:25.424	43.003	58.323	44.098	206.1	7:27.856	12	1	2:26.836	43.808	59.235	43.793	200.0	30:56.316
4	1	2:27.071	43.626	58.991	44.454	205.3	9:54.927	13	1	2:46.260	45.198	1:02.220	58.842	176.2	33:42.576
5	1	2:25.874	43.483	58.600	43.791	201.9	12:20.801	14	1	3:16.080	1:12.363	1:18.812	44.905	126.9	36:58.656
6	1	2:24.124	43.443	57.212	43.469	199.6	14:44.925	15	1	2:27.486	44.146	58.872	44.468	184.6	39:26.142
7	1	2:23.547	42.925	57.635	42.987	207.7	17:08.472	16	1	2:22.419	42.799	56.960	42.660	194.9	41:48.561
8	1	2:24.686	43.305	58.328	43.053	203.4	19:33.158	17	1	2:21.452	41.544	57.031	42.877	205.7	44:10.013
9	1	2:27.805	43.997	59.985	43.823	199.6	22:00.963	18	1	2:32.039 B	41.760	57.757	52.522	204.2	46:42.052
10	1	2:26.462	43.847	58.798	43.817	201.1	24:27.425	19	1	4:40.958	3:00.172	57.692	43.094	131.5	51:23.010
11	1	2:25.482	43.766	58.665	43.051	205.3	26:52.907	20	1	2:20.133	41.307	56.504	42.322	203.8	53:43.143
12	1	2:23.031	43.116	57.197	42.718	206.1	29:15.938	21	1	2:19.804	40.982	56.179	42.643	203.4	56:02.947
13	1	2:22.055	42.598	57.280	42.177	203.0	31:37.993	22	1	2:20.569	40.857	56.581	43.131	205.3	58:23.516
14	1	2:24.934	42.884	57.526	44.524	201.9	34:02.927	23	1	2:20.390	41.091	56.237	43.062	204.2	1:00:43.906
15	1	2:59.194	55.510	1:18.858	44.826	198.5	37:02.121	24	1	2:31.595	40.990	56.079	54.526	204.2	1:03:15.501
16	1	2:19.250	41.569	56.120	41.561	207.3	39:21.371	25	1	2:21.632	41.480	57.508	42.644	203.8	1:05:37.133
17	1	2:18.310	40.795	55.756	41.759	208.9	41:39.681	26	1	2:20.204	41.301	56.448	42.455	204.5	1:07:57.337
18	1	2:18.501	40.708	55.271	42.522	208.9	43:58.182	27	1	2:20.942	41.012	57.018	42.912	203.0	1:10:18.279
19	1	2:18.216	40.826	55.529	41.861	208.5	46:16.398	28	1	2:20.190	40.868	56.617	42.705	204.2	1:12:38.469
20	1	2:17.799	40.486	55.650	41.663	207.3	48:34.197	29	1	2:20.625	41.263	56.949	42.413	204.9	1:14:59.094
21	1	2:28.864 B	41.170	55.461	52.233	209.3	51:03.061	30	1	2:20.982	41.047	56.821	43.114	204.9	1:17:20.076
22	1	4:38.562	3:01.333	55.789	41.440	132.4	55:41.623	31	1	2:20.587	41.270	56.796	42.521	206.5	1:19:40.663
23	1	2:19.688	40.528	55.655	43.505	208.9	58:01.311	32	1	2:21.208	40.951	57.553	42.704	203.4	1:22:01.871
24	1	2:16.226	40.146	55.018	41.062	209.7	1:00:17.537	33	1	2:20.498	41.033	56.552	42.913	205.3	1:24:22.369
25	1	2:17.995	40.174	55.161	42.660	210.5	1:02:35.532	34	1	2:20.476	41.366	56.880	42.230	205.3	1:26:42.845
26	1	2:17.243	40.447	55.202	41.594	209.7	1:04:52.775	35	1	2:20.709	41.083	56.982	42.644	206.1	1:29:03.554
27	1	2:17.535	40.233	55.933	41.369	209.3	1:07:10.310	36	1	2:20.988	41.563	56.731	42.694	203.8	1:31:24.542
28	1	2:16.592	40.293	55.047	41.252	208.9	1:09:26.902	37	1	2:21.169	40.932	57.411	42.826	205.3	1:33:45.711
29	1	2:16.498	40.127	55.048	41.323	209.3	1:11:43.400								
30	1	2:16.236	40.325	55.000	40.911	210.9	1:13:59.636								
31	1	2:16.673	40.661	54.582	41.430	210.9	1:16:16.309								
32	1	2:14.933	39.839	54.197	40.897	210.1	1:18:31.242								
33	1	2:15.191	39.837	54.360	40.994	208.9	1:20:46.433								
34	1	2:16.886	39.693	56.192	41.001	210.9	1:23:03.319								
35	1	2:15.914	39.517	55.295	41.102	211.4	1:25:19.233								
36	1	2:15.187	39.821	54.340	41.026	208.5	1:27:34.420								
37	1	2:17.188	39.632	54.814	42.742	210.5	1:29:51.608								
38	1	2:16.852	39.888	54.941	42.023	210.5	1:32:08.460								
919 Porsche 911 2.0L 1. Frank STRICKER							GTL								
1	1	2:46.776	54.499	1:05.219	47.058		2:46.776								
2	1	2:34.156	45.402	1:02.520	46.234	193.9	5:20.932								
3	1	2:51.246	1:01.981	1:03.036	46.229	199.6	8:12.178								