

Qatar Classic Challenge

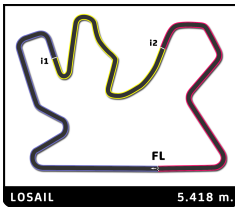
Qatar 1812 KM

Race 1

Sector Analysis

— Invalidated Lap ■ Personal Best ■ Session Best B Crossing the pit lane

Lap	D	Time	Sector 1	Sector 2	Sector 3	Kph	Elapsed	Lap	D	Time	Sector 1	Sector 2	Sector 3	Kph	Elapsed
2 1. Frank JACOB Lola T210 1970 P-2L								3	2	2:05.712	45.038	40.878	39.796	155.2	6:16.803
1	1	2:19.293	51.150	45.085	43.058	132.8	2:19.293	4	2	2:04.422	44.905	40.061	39.456	156.8	8:21.225
2	1	2:14.472	47.836	43.129	43.507	145.0	4:33.765	5	2	2:05.176	45.120	40.345	39.711	155.8	10:26.401
3	1	2:14.246	47.452	43.523	43.271	145.3	6:48.011	6	2	2:07.593	45.070	40.841	41.682	152.9	12:33.994
4	1	2:14.859	47.682	43.736	43.441	144.6	9:02.870	7	2	2:07.862	45.358	41.928	40.576	152.5	14:41.856
5	1	2:15.771	48.435	43.574	43.762	143.7	11:18.641	8	2	2:09.093	45.087	42.780	41.226	151.1	16:50.949
6	1	2:14.709	48.447	43.495	42.767	144.8	13:33.350	9	2	2:06.395	45.546	41.121	39.728	154.3	18:57.344
7	1	2:13.713	47.409	43.153	43.151	145.9	15:47.063	10	2	2:06.573	45.605	40.493	40.475	154.1	21:03.917
8	1	2:13.528	47.693	43.222	42.613	146.1	18:00.591	11	2	2:05.455	45.128	40.449	39.878	155.5	23:09.372
9	1	2:13.740	47.704	43.014	43.022	145.8	20:14.331	12	2	2:06.544	46.326	40.557	39.661	154.1	25:15.916
10	1	2:13.256	47.806	43.076	42.374	146.4	22:27.587	13	2	2:05.572	45.157	40.388	40.027	155.3	27:21.488
11	1	2:14.065	48.164	42.816	43.085	145.5	24:41.652	14	2	2:05.315	45.218	40.429	39.668	155.6	29:26.803
12	1	2:13.355	47.586	42.661	43.108	146.3	26:55.007	15	2	2:17.250 B	45.573	41.036	50.641	142.1	31:44.053
13	1	2:13.385	48.016	42.618	42.751	146.2	29:08.392	16	1	4:33.057	3:10.959	41.528	40.570	71.4	36:17.110
14	1	2:22.268 B	50.512	42.815	48.941	137.1	31:30.660	17	1	2:20.449	46.013	40.894	53.542	138.9	38:37.559
15	1	4:39.279	3:12.874	43.263	43.142	69.8	36:09.939	18	1	2:06.296	45.793	40.715	39.788	154.4	40:43.855
16	1	2:16.253	47.700	42.942	45.611	143.2	38:26.192	19	1	2:08.487	46.621	41.660	40.206	151.8	42:52.342
17	1	2:14.206	47.689	42.788	43.729	145.3	40:40.398	20	1	2:06.033	44.687	40.975	40.371	154.8	44:58.375
18	1	3:39.958 B	53.168	1:13.111	1:33.679	88.7	44:20.356	21	1	3:40.967	49.711	1:24.213	1:27.043	88.3	48:39.342
3 1. Jason STUART WRIGHT Lola T70 Mk.3B 1968 P+2L								Porsche 911 Carrera RSR 2.8L 1973 GT							
1	1	2:18.738	51.943	44.600	42.195	133.3	2:18.738	1	1	2:29.820	56.808	47.289	45.723	123.5	2:29.820
2	1	2:12.078	47.056	42.794	42.228	147.7	4:30.816	2	1	2:24.405	51.454	47.094	45.857	135.1	4:54.225
3	1	2:12.467	46.746	42.513	43.208	147.2	6:43.283	3	1	2:25.419	52.093	47.309	46.017	134.1	7:19.644
4	1	2:11.673	47.275	42.223	42.175	148.1	8:54.956	4	1	2:24.318	51.508	46.894	45.916	135.2	9:43.962
5	1	2:11.498	46.914	42.602	41.982	148.3	11:06.454	5	1	2:24.822	51.589	47.300	45.933	134.7	12:08.784
6	1	2:12.613	46.606	43.026	42.981	147.1	13:19.067	6	1	2:23.159	51.256	46.440	45.463	136.2	14:31.943
7	1	2:12.842	46.920	42.922	43.000	146.8	15:31.909	7	1	2:23.906	51.195	46.213	46.498	135.5	16:55.849
8	1	2:11.782	47.085	42.449	42.248	148.0	17:43.691	8	1	2:23.120	51.420	46.208	45.492	136.3	19:18.969
9	1	2:13.243	47.704	42.562	42.977	146.4	19:56.934	9	1	2:25.271	51.714	46.727	46.830	134.3	21:44.240
10	1	2:11.458	47.100	42.611	41.747	148.4	22:08.392	10	1	2:25.238	51.273	47.397	46.568	134.3	24:09.478
11	1	2:11.688	47.769	42.302	41.617	148.1	24:20.080	11	1	2:25.582	53.100	46.489	45.993	134.0	26:35.060
12	1	2:11.777	46.666	42.723	42.388	148.0	26:31.857	12	1	2:23.299	51.336	46.576	45.387	136.1	28:58.359
13	1	2:11.588	46.631	43.205	41.752	148.2	28:43.445	13	1	2:25.477	52.569	47.018	45.890	134.1	31:23.836
14	1	2:21.119 B	47.283	42.913	50.923	138.2	31:04.564	14	1	2:33.131 B	51.886	47.219	54.026	127.4	33:56.967
15	1	4:52.662	3:25.165	44.275	43.222	66.6	35:57.226	15	1	4:55.590	3:22.661	46.113	46.816	66.0	38:52.557
16	1	2:14.279	47.632	44.224	42.423	145.3	38:11.505	16	1	2:25.271	51.792	46.719	46.760	134.3	41:17.828
17	1	2:15.370	48.117	44.186	43.067	144.1	40:26.875	17	1	2:24.078	51.735	46.319	46.024	135.4	43:41.906
18	1	2:13.909	47.287	44.867	41.755	145.7	42:40.784	18	1	2:29.684	53.051	48.212	48.421	130.3	46:11.590
19	1	2:15.177	47.083	43.708	44.386	144.3	44:55.961	19	1	2:39.213	55.145	48.805	55.263	122.5	48:50.803
20	1	3:42.532	51.690	1:23.479	1:27.363	87.6	48:38.493	20	1	3:37.342	1:30.794	1:13.014	53.534	89.7	52:28.145
21	1	3:38.498	1:35.469	1:08.328	54.701	89.3	52:16.991	21	1	3:06.072	1:03.793	1:04.237	58.042	104.8	55:34.217
22	1	3:05.498	1:05.338	1:02.378	57.782	105.1	55:22.489	22	1	2:57.234	1:01.133	58.778	57.323	110.1	58:31.451
23	1	2:56.183	1:05.120	54.731	56.332	110.7	58:18.672	23	1	2:46.357	1:02.342	51.198	52.817	117.2	1:01:17.808
24	1	2:47.229	1:01.365	51.831	54.033	116.6	1:01:05.901								
4 1. Henrique GEMPERLE Porsche 908/03 1971 P+2L								Ginetta G16 1969 P-2L							
1	2	2:05.937	45.301	40.546	40.090	146.9	2:05.937	1	1	2:35.051	59.053	48.930	47.068	119.3	2:35.051
2	2	2:05.154	44.815	40.592	39.747	155.8	4:11.091	2	1	2:25.409	52.224	47.270	45.915	134.1	5:00.460
								3	1	2:25.806	52.758	46.928	46.120	133.8	7:26.266



Qatar Classic Challenge

Qatar 1812 KM

Race 1

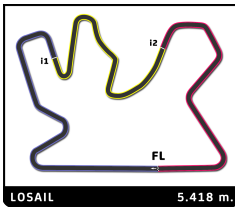
Sector Analysis

— Invalidated Lap
 ■ Personal Best
 ■ Session Best
 ■ Crossing the pit lane

Lap D	Time	Sector 1	Sector 2	Sector 3	Kph	Elapsed	Lap D	Time	Sector 1	Sector 2	Sector 3	Kph	Elapsed
-------	------	----------	----------	----------	-----	---------	-------	------	----------	----------	----------	-----	---------

50							61							
1. Stephan JOEBSTL 2. Andy WILLIS							1. Serge LIBENS							
Lola T70 Mk.3B 1971 P+2L							Porsche 911 Carrera RSR 3.0 1974 GT							
1	2	2:19.960	55.079	43.659	41.222	132.2	2:19.960	1	2:32.044	57.687	47.788	46.569	121.7	2:32.044
2	2	2:09.024	46.079	42.073	40.872	151.2	4:28.984	2	2:23.769	51.323	46.463	45.983	135.7	4:55.813
3	2	2:16.698	45.577	41.760	49.361	142.7	6:45.682	3	2:24.252	51.391	46.990	45.871	135.2	7:20.065
4	2	2:09.422	45.710	41.694	42.018	150.7	8:55.104	4	2:24.900	51.801	47.325	45.774	134.6	9:44.965
5	2	2:08.868	45.884	41.781	41.203	151.4	11:03.972	5	2:24.919	51.487	47.364	46.068	134.6	12:09.884
6	2	2:10.151	46.313	42.934	40.904	149.9	13:14.123	6	2:23.081	51.103	46.503	45.475	136.3	14:32.965
7	2	2:10.012	46.430	42.017	41.565	150.0	15:24.135	7	2:24.701	51.056	46.893	46.752	134.8	16:57.666
8	2	2:09.486	46.034	41.787	41.665	150.6	17:33.621	8	2:24.937	51.557	46.530	46.850	134.6	19:22.603
9	2	2:08.854	46.796	41.567	40.491	151.4	19:42.475	9	2:27.812	50.855	50.321	46.636	132.0	21:50.415
10	2	2:08.006	45.772	41.769	40.465	152.4	21:50.481	10	2:25.625	51.682	47.043	46.900	133.9	24:16.040
11	2	2:08.461	46.031	42.241	40.189	151.8	23:58.942	11	2:25.108	52.150	47.261	45.697	134.4	26:41.148
12	2	2:10.449	47.283	42.396	40.770	149.5	26:09.391	12	2:24.896	51.051	47.381	46.464	134.6	29:06.044
13	2	2:08.110	45.671	41.880	40.559	152.3	28:17.501	13	2:36.378B	54.438	47.275	54.665	124.7	31:42.422
14	2	2:07.710	45.952	41.465	40.293	152.7	30:25.211	14	4:51.118	3:18.381	46.861	45.876	67.0	36:33.540
15	2	2:15.239B	46.647	41.497	47.095	144.2	32:40.450	15	2:23.887	51.575	46.684	45.628	135.6	38:57.427
16	1	4:42.839	3:17.358	43.116	42.365	69.0	37:23.289	16	2:24.668	50.943	47.628	46.097	134.8	41:22.095
17	1	2:10.660	46.889	42.036	41.735	149.3	39:33.949	17	2:23.671	51.391	46.895	45.385	135.8	43:45.766
18	1	2:12.454	47.732	42.393	42.329	147.3	41:46.403	18	2:27.452	52.680	47.355	47.417	132.3	46:13.218
19	1	2:11.529	46.841	42.391	42.297	148.3	43:57.932	19	2:39.742	55.751	49.509	54.482	122.1	48:52.960
20	1	2:56.456	1:15.046	49.701	51.709	110.5	46:54.388	20	3:37.090	1:30.283	1:13.468	53.339	89.8	52:30.050
21	1	2:34.644	57.886	53.710	43.048	126.1	49:29.032	21	3:05.404	1:03.671	1:04.472	57.261	105.2	55:35.454
22	1	3:02.554	56.131	1:14.062	52.361	106.8	52:31.586	22	2:57.055	1:01.188	58.648	57.219	110.2	58:32.509
23	1	3:05.489	1:03.397	1:05.507	56.585	105.2	55:37.075	23	2:47.499	1:03.354	51.458	52.687	116.4	1:01:20.008
24	1	2:57.191	1:01.459	58.383	57.349	110.1	58:34.266							
25	1	2:47.584	1:03.697	51.242	52.645	116.4	1:01:21.850							

59							62							
1. Jean-Louis BONNET							1. Michael BIRCH							
Porsche 911 Carrera RSR 3.0 1974 GT							Chevron B19 1971 P-2L							
1	1	2:42.665	1:01.126	50.059	51.480	113.7	2:42.665	1	2:15.764	50.437	43.600	41.727	136.2	2:15.764
2	1	2:43.429	57.860	51.202	54.367	119.3	5:26.094	2	2:13.287	47.494	43.615	42.178	146.3	4:29.051
3	1	2:44.919	59.435	52.274	53.210	118.3	8:11.013	3	2:13.892	46.954	43.717	43.221	145.7	6:42.943
4	1	2:45.526	59.006	51.665	54.855	117.8	10:56.539	4	2:10.546	46.661	42.040	41.845	149.4	8:53.489
5	1	2:46.855	1:01.266	52.503	53.086	116.9	13:43.394	5	2:10.655	46.679	42.367	41.609	149.3	11:04.144
6	1	2:42.318	57.921	51.923	52.474	120.2	16:25.712	6	2:10.943	46.918	42.676	41.349	149.0	13:15.087
7	1	2:45.714	1:00.176	52.019	53.519	117.7	19:11.426	7	2:09.415	46.468	41.853	41.094	150.7	15:24.502
8	1	2:46.350	58.984	53.868	53.498	117.3	21:57.776	8	2:10.968	46.646	42.269	42.053	148.9	17:35.470
9	1	2:45.574	59.255	52.394	53.925	117.8	24:43.350	9	2:12.395	46.419	42.806	43.170	147.3	19:47.865
10	1	2:45.537	58.755	52.901	53.881	117.8	27:28.887	10	2:11.570	46.507	42.555	42.508	148.2	21:59.435
11	1	3:00.819B	1:00.460	53.286	1:07.073	107.9	30:29.706	11	2:12.426	46.719	43.517	42.190	147.3	24:11.861
12	1	5:16.532	3:29.332	52.894	54.306	61.6	35:46.238	12	2:15.553	48.955	43.143	43.455	143.9	26:27.414
13	1	2:49.010	59.726	52.221	57.063	115.4	38:35.248	13	2:09.571	46.784	42.078	40.709	150.5	28:36.985
14	1	2:48.833	1:00.074	53.099	55.660	115.5	41:24.081	14	2:17.479B	47.153	42.544	47.782	141.9	30:54.464
15	1	2:49.226	58.212	53.041	57.973	115.3	44:13.307	15	4:36.570	3:11.620	42.818	42.132	70.5	35:31.034
16	1	2:52.030	1:05.165	53.557	53.308	113.4	47:05.337	16	2:10.849	46.904	42.818	41.127	149.1	37:41.883
17	1	2:43.187	58.358	52.400	52.429	119.5	49:48.524	17	2:10.024	46.671	42.570	40.783	150.0	39:51.907
18	1	2:46.915	58.267	55.799	52.849	116.9	52:35.439	18	2:08.440	46.044	42.101	40.295	151.9	42:00.347
19	1	3:03.741	1:02.356	1:04.931	56.454	106.2	55:39.180	19	2:14.687	46.261	41.959	46.467	144.8	44:15.034
20	1	2:57.085	1:02.378	57.927	56.780	110.1	58:36.265	20	2:51.544	1:04.552	53.650	53.342	113.7	47:06.578
21	1	2:48.342	1:04.644	51.199	52.499	115.9	1:01:24.607	21	2:43.102	58.238	53.342	51.522	119.6	49:49.680
22	1							22	2:47.310	58.433	56.102	52.775	116.6	52:36.990
23	1							23	3:03.405	1:02.409	1:05.253	55.743	106.3	55:40.395
24	1							24	2:57.908	1:02.820	58.267	56.821	109.6	58:38.303
25	1							25	2:47.303	1:04.432	51.546	51.325	116.6	1:01:25.606



Qatar Classic Challenge

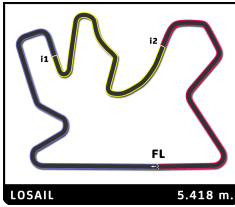
Qatar 1812 KM

Race 1

Sector Analysis

— Invalidated Lap ■ Personal Best ■ Session Best B Crossing the pit lane

Lap D	Time	Sector 1	Sector 2	Sector 3	Kph	Elapsed	Lap D	Time	Sector 1	Sector 2	Sector 3	Kph	Elapsed
65 1.Alexander RITTWEGER 2.Sam HANCOCK							Ferrari 512 BBLM 1979 GT						
1	1	2:15.364	49.171	42.995	43.198	136.6	2:15.364						
2	1	2:12.961	47.345	43.426	42.190	146.7	4:28.325						
3	1	2:13.984	47.111	43.871	43.002	145.6	6:42.309						
4	1	2:10.752	46.245	42.191	42.316	149.2	8:53.061						
5	1	2:10.458	46.408	41.838	42.212	149.5	11:03.519						
6	1	2:10.501	46.466	42.844	41.191	149.5	13:14.020						
7	1	2:09.615	46.017	42.005	41.593	150.5	15:23.635						
8	1	2:11.203	46.249	42.771	42.183	148.7	17:34.838						
9	1	2:11.686	46.216	42.931	42.539	148.1	19:46.524						
10	1	2:11.918	47.483	42.364	42.071	147.9	21:58.442						
11	1	2:12.705	47.119	43.372	42.214	147.0	24:11.147						
12	1	2:26.093 B	49.412	42.870	53.811	133.5	26:37.240						
13	2	4:46.812	3:22.529	42.735	41.548	68.0	31:24.052						
14	2	2:07.893	45.523	41.649	40.721	152.5	33:31.945						
15	2	2:06.684	45.034	41.517	40.133	154.0	35:38.629						
16	2	2:11.207	45.616	43.419	42.172	148.7	37:49.836						
17	2	2:08.325	45.568	41.667	41.090	152.0	39:58.161						
18	2	2:08.434	45.097	42.137	41.200	151.9	42:06.595						
19	2	2:09.963	45.411	42.198	42.354	150.1	44:16.558						
20	2	2:50.400	1:03.754	53.451	53.195	114.5	47:06.958						
21	2	2:43.165	58.471	53.359	51.335	119.5	49:50.123						
22	2	2:49.732	58.387	56.124	55.221	114.9	52:39.855						
23	2	3:01.197	1:00.066	1:05.443	55.688	107.6	55:41.052						
24	2	2:58.429	1:02.868	58.947	56.614	109.3	58:39.481						
25	2	2:47.494	1:03.794	51.717	51.983	116.5	1:01:26.975						
75 1.Ludovic CARON							Chevron B31 1975 P-2L						
1	1	2:07.519	45.858	41.334	40.327	145.1	2:07.519						
2	1	2:06.464	45.946	41.027	39.491	154.2	4:13.983						
3	1	2:05.647	45.258	40.803	39.586	155.2	6:19.630						
4	1	2:06.030	45.194	41.098	39.738	154.8	8:25.660						
5	1	2:07.433	45.241	42.318	39.874	153.1	10:33.093						
6	1	2:06.373	45.424	41.006	39.943	154.3	12:39.466						
7	1	2:07.584	45.442	41.571	40.571	152.9	14:47.050						
8	1	2:08.941	45.432	41.147	42.362	151.3	16:55.991						
9	1	2:09.053	45.882	41.671	41.500	151.1	19:05.044						
10	1	2:06.987	46.117	41.242	39.628	153.6	21:12.031						
11	1	2:05.881	45.263	41.200	39.418	154.9	23:17.912						
12	1	2:06.992	45.154	41.270	40.568	153.6	25:24.904						
13	1	2:09.741	45.442	41.470	42.829	150.3	27:34.645						
79 1.Oren NATAF							Chevron B8 1969 P-2L						
1	1	2:38.058	59.608	49.880	48.570	117.0	2:38.058						
2	1	2:31.095	52.993	49.316	48.786	129.1	5:09.153						
3	1	2:30.076	53.423	47.771	48.882	130.0	7:39.229						
4	1	2:29.705	53.699	47.976	48.030	130.3	10:08.934						
5	1	2:29.834	53.311	48.053	48.470	130.2	12:38.768						
6	1	2:31.326	53.488	49.152	48.686	128.9	15:10.094						
7	1	2:34.036	53.526	51.058	49.452	126.6	17:44.130						
8	1	2:30.819	53.624	48.329	48.866	129.3	20:14.949						
9	1	2:31.909	54.712	48.616	48.581	128.4	22:46.858						
10	1	2:29.423	53.596	47.741	48.086	130.5	25:16.281						
11	1	2:31.169	53.221	49.169	48.779	129.0	27:47.450						
12	1	2:46.634 B	56.398	48.132	1:02.104	117.1	30:34.084						
13	1	5:03.990	3:23.738	50.676	49.576	64.2	35:38.074						
14	1	2:29.423	54.214	47.977	47.232	130.5	38:07.497						
15	1	2:28.763	54.023	47.247	47.493	131.1	40:36.260						
16	1	2:32.787	54.153	50.214	48.420	127.7	43:09.047						
17	1	2:33.868	52.758	48.718	52.392	126.8	45:42.915						
18	1	2:58.197	58.785	53.953	1:05.459	109.5	48:41.112						
19	1	3:39.107	1:35.369	1:10.511	53.227	89.0	52:20.219						
20	1	3:06.275	1:03.898	1:04.764	57.613	104.7	55:26.494						
21	1	2:57.080	1:03.358	57.177	56.545	110.1	58:23.574						
22	1	2:48.295	58.484	54.407	55.404	115.9	1:01:11.869						
80 1.Xavier MICHEL 2.Christian VAGLIO-GIORS							Chevron B19 1971 P-2L						
1	2	2:09.319	46.847	42.137	40.335	143.0	2:09.319						
2	2	2:08.340	45.758	42.043	40.539	152.0	4:17.659						
3	2	2:08.244	45.702	41.911	40.631	152.1	6:25.903						
4	2	2:09.295	45.731	42.407	41.157	150.9	8:35.198						
5	2	2:09.535	46.221	41.629	41.685	150.6	10:44.733						
6	2	2:07.380	45.411	41.675	40.294	153.1	12:52.113						
7	2	2:08.864	46.115	42.263	40.486	151.4	15:00.977						
8	2	2:07.951	45.693	41.870	40.388	152.4	17:08.928						
9	2	2:09.549	45.808	41.718	42.023	150.6	19:18.477						



Qatar Classic Challenge

Qatar 1812 KM

Race 1

Sector Analysis

— Invalidated Lap
 ■ Personal Best
 ■ Session Best
 ■ Crossing the pit lane

Lap	D	Time	Sector 1	Sector 2	Sector 3	Kph	Elapsed	Lap	D	Time	Sector 1	Sector 2	Sector 3	Kph	Elapsed
20	1	2:57.691	1:01.865	59.212	56.614	109.8	58:27.719								
21	1	2:46.998	1:01.475	52.113	53.410	116.8	1:01:14.717								