DIX MILLE TOURS by Peter Auto

THE Gentlemen CHALLENGE

PETER auto

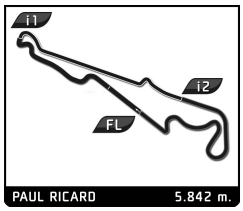

THE GENTLEMEN CHALLENGE
DIX MILLE TOURS
PRIVATE PRACTICE

Sector Analysis

Personal Best | Session Best | **B** Crossing the finish line in pit lane

6 — Maserati A6 GCS 1961
1.Jean-Jacques BALLY — E

Lap	D	Time	Sector 1	Sector 2	Sector 3	T. Spd	Elapsed
1	1	7:03.188	4:28.936	1:03.409	1:30.843	88.7	7:03.188
2	1	3:08.495	51.283	57.237	1:19.975	164.6	10:11.683
3	1	3:09.234	51.250	58.268	1:19.716	169.8	13:20.917
4	1	4:08.736 B	57.707	1:15.066	1:55.963	118.8	17:29.653
5	1	4:27.295	2:10.696	57.866	1:18.733	93.7	21:56.948
6	1	3:06.459	50.870	57.659	1:17.930	170.3	25:03.407
7	1	3:05.354	51.202	55.459	1:18.693	155.2	28:08.761
8	1	3:20.044	51.087	1:01.605	1:27.352	153.0	31:28.805

8 — MG B 1964
1.Emmanuel DE NOAILLES
2.Antoine MOREAU — F

Lap	D	Time	Sector 1	Sector 2	Sector 3	T. Spd	Elapsed
1	1	7:05.412	4:38.877	1:02.391	1:24.144	92.8	7:05.412
2	1	3:20.762	56.400	1:01.785	1:22.577	132.5	10:26.174
3	1	3:22.543	52.186	1:04.932	1:25.425	157.7	13:48.717
4	1	4:00.168	1:12.269	1:25.616	1:22.283	100.2	17:48.885
5	1	3:22.549 B	51.253	58.111	1:33.185	162.2	21:11.434
6	1	4:49.437	2:31.528	59.316	1:18.593	103.0	26:00.871
7	1	3:08.353	50.276	58.344	1:19.733	167.4	29:09.224
8	1	3:11.635	50.703	1:00.780	1:20.152	166.2	32:20.859

9 — Alfa Romeo Giulia TZ 1964
1.Alain VÖGELE — F

Lap	D	Time	Sector 1	Sector 2	Sector 3	T. Spd	Elapsed
1	1	6:44.595	4:26.483	58.671	1:19.441	101.3	6:44.595
2	1	3:10.013 B	50.866	54.288	1:24.859	158.6	9:54.608
3	1	3:52.229	1:37.944	53.695	1:20.590	95.1	13:46.837
4	1	3:57.317	1:12.624	1:24.896	1:19.797	94.0	17:44.154
5	1	3:00.082	50.877	53.215	1:15.990	171.7	20:44.236
6	1	2:56.035	48.482	53.129	1:14.424	182.1	23:40.271
7	1	3:06.858 B	48.652	54.755	1:23.451	173.9	26:47.129

10 — Alfa Romeo Giulietta SZ Coda Tronca 1965
1.Roberto TURRIZIANI
2.Maurizio BIANCO — F

Lap	D	Time	Sector 1	Sector 2	Sector 3	T. Spd	Elapsed
1	2	8:06.917	5:52.861	55.202	1:18.854	75.2	8:06.917
2	2	2:56.299	47.758	53.094	1:15.447	176.5	11:03.216
3	2	5:33.099 B	48.248	1:02.657	3:42.194	178.2	16:36.315
4	1	3:36.599	1:15.973	58.207	1:22.419	95.4	20:12.914
5	1	3:24.075	1:04.325	1:00.049	1:19.701	153.2	23:36.989
6	1	3:05.721	51.230	57.270	1:17.221	164.1	26:42.710
7	1	5:11.033 B	50.150	1:00.220	3:20.663	176.5	31:53.743

11 — Cooper T38 1955
1.Patrick BLAKENEY-EDWAR
2.Frederic WAKEMAN — E

Lap	D	Time	Sector 1	Sector 2	Sector 3	T. Spd	Elapsed
1	2	4:32.240	2:30.889	50.000	1:11.351	96.5	4:32.240
2	2	2:43.239	45.187	48.236	1:09.816	189.8	7:15.479
3	2	2:48.638	46.650	50.913	1:11.075	192.9	10:04.117
4	2	2:53.685	49.966	53.629	1:10.090	163.1	12:57.802
5	2	5:22.036 B	47.646	1:21.298	3:13.092	190.8	18:19.838
6	1	3:06.532	1:06.103	48.988	1:11.441	113.2	21:26.370
7	1	2:43.153	46.332	48.125	1:08.696	167.4	24:09.523
8	1	2:43.899	46.475	48.956	1:08.468	166.9	26:53.422
9	1	2:48.829	45.467	52.579	1:10.783	168.5	29:42.251
10	1	2:43.031	45.063	49.743	1:08.225	170.1	32:25.282

14 — Lister Jaguar Knobbly 1958
1.Anthony SCHRAUWEN — E

Lap	D	Time	Sector 1	Sector 2	Sector 3	T. Spd	Elapsed
1	1	6:07.140	3:59.231	53.541	1:14.368	88.7	6:07.140
2	1	2:46.030	47.081	48.837	1:10.112	183.4	8:53.170
3	1	2:42.619	43.938	49.626	1:09.055	204.2	11:35.789
4	1	3:33.045 B	44.602	55.832	1:52.611	208.5	15:08.834
5	1	4:59.035 B	2:42.415	51.851	1:24.769	103.5	20:07.869
6	1	10:59.874	8:56.011	51.618	1:12.245	69.1	31:07.743

16 — Ferrari 250 GT SWB Breadvan 1962
1.Martin HALUSA — F

Lap	D	Time	Sector 1	Sector 2	Sector 3	T. Spd	Elapsed
1	1	4:17.118	2:11.589	53.698	1:11.831	87.2	4:17.118
2	1	2:51.222	49.814	50.891	1:10.517	173.9	7:08.340
3	1	2:46.132	47.494	48.449	1:10.189	152.3	9:54.472
4	1	2:45.634	47.123	50.235	1:08.276	192.9	12:40.106
5	1	3:41.633	45.060	1:15.818	1:40.755	204.2	16:21.739
6	1	2:42.141	47.801	47.162	1:07.178	168.7	19:03.880
7	1	2:41.486	43.969	48.547	1:08.970	202.6	21:45.366
8	1	2:37.844	42.943	48.328	1:06.573	211.4	24:23.210
9	1	2:57.431 B	48.585	51.203	1:17.643	172.0	27:20.641

17 — Lister Knobbly Chevrolet 1958
1.Luc-Pierre VERQUIN — E

Lap	D	Time	Sector 1	Sector 2	Sector 3	T. Spd	Elapsed
1	1	4:49.561	2:31.308	49.853	1:28.400	102.7	4:49.561
2	1	2:39.913	44.720	46.305	1:08.888	187.2	7:29.474
3	1	2:40.509	44.500	47.649	1:08.360	197.1	10:09.983
4	1	2:41.809	45.421	48.479	1:07.909	201.9	12:51.792
5	1	3:41.164	45.763	1:14.232	1:41.169	208.5	16:32.956
6	1	2:40.540	45.578	46.468	1:08.494	183.4	19:13.496
7	1	2:38.047	43.693	46.861	1:07.493	197.8	21:51.543
8	1	2:48.078	46.823	52.894	1:08.361	193.2	24:39.621
9	1	2:42.104	44.688	48.924	1:08.492	195.3	27:21.725
10	1	2:54.213	43.150	57.744	1:13.319	203.4	30:15.938

20 — Ferrari 250 GT SWB (C) 1961
1.Christian DUMOLIN — E

Lap	D	Time	Sector 1	Sector 2	Sector 3	T. Spd	Elapsed
1	1	7:05.324	4:51.025	57.959	1:16.340	88.5	7:05.324
2	1	2:58.405	50.118	52.337	1:15.950	154.9	10:03.729
3	1	2:58.850	52.548	52.793	1:13.509	151.9	13:02.579
4	1	3:50.341	51.321	1:16.460	1:42.560	173.9	16:52.920
5	1	2:55.932	48.708	52.123	1:15.101	169.5	19:48.852
6	1	2:55.795	47.819	51.583	1:16.393	179.7	22:44.647
7	1	2:54.782	48.734	51.927	1:14.121	182.1	25:39.429
8	1	2:56.285	48.266	53.215	1:14.804	198.9	28:35.714
9	1	2:56.638	46.477	55.458	1:14.703	199.3	31:32.352

24 — D.B HBR5 1960
1.Frédéric BORIES
2.Arnaud DUPIN — E

Lap	D	Time	Sector 1	Sector 2	Sector 3	T. Spd	Elapsed
1	2	5:55.613	3:09.309	1:12.727	1:33.577	73.3	5:55.613
2	2	3:48.488	1:05.233	1:09.724	1:33.531	105.6	9:44.101
3	2	3:51.818	1:05.609	1:09.673	1:36.536	111.7	13:35.919
4	2	6:41.764 B	1:07.012	1:10.407	4:24.345	111.5	20:17.683
5	1	4:04.421	1:21.466	1:09.152	1:33.803	77.4	24:22.104
6	1	3:39.356	58.947	1:09.100	1:31.309	132.2	28:01.460
7	1	3:38.489	58.446	1:06.990	1:33.053	130.9	31:39.949

THE BEAUTIFUL WATCH

HISTORIC RACING BY PETER AUTO

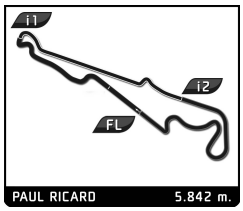

THE GENTLEMEN CHALLENGE
DIX MILLE TOURS
PRIVATE PRACTICE

Sector Analysis

Personal Best | Session Best | **B** Crossing the finish line in pit lane

27 — MG B 1965
1.Angélique BESSÉ
2.Baptiste MARCHAND
F

Lap	D	Time	Sector 1	Sector 2	Sector 3	T. Spd	Elapsed
1	2	7:42.763	5:09.412	1:03.460	1:29.891	94.2	7:42.763
2	2	5:27.023 B	56.795	1:06.426	3:23.802	157.4	13:09.786
3	2	4:08.175	1:12.907	1:13.950	1:41.318	100.3	17:17.961
4	2	5:42.839 B	54.146	1:05.003	3:43.690	156.7	23:00.800
5	1	3:54.653	1:14.551	1:09.835	1:30.267	84.4	26:55.453
6	1	3:42.072	56.870	1:10.013	1:35.189	149.6	30:37.525

30 — Porsche 356 (pré-A) 1500 S Coupé 1954
1.Gilles COURAUDON
2.Maxime GRANSART
E

Lap	D	Time	Sector 1	Sector 2	Sector 3	T. Spd	Elapsed
1	1	6:02.157	3:44.132	58.364	1:19.661	84.2	6:02.157
2	1	3:08.370	53.041	56.564	1:18.765	164.4	9:10.527
3	1	3:07.232	51.270	56.882	1:19.080	162.4	12:17.759
4	1	5:56.122 B	51.191	1:13.670	3:51.261	168.0	18:13.881
5	2	3:50.910	1:18.220	1:04.959	1:27.731	94.1	22:04.791
6	2	3:23.856	55.839	1:01.683	1:26.334	159.1	25:28.647
7	2	3:20.558	54.260	1:00.894	1:25.404	162.9	28:49.205
8	2	3:26.843	54.697	1:04.093	1:28.053	156.5	32:16.048

31 — Austin-Healey 3000 Mk II 1965
1.Paul ANCELIN
F

Lap	D	Time	Sector 1	Sector 2	Sector 3	T. Spd	Elapsed
1	1	5:10.271	2:56.600	56.663	1:17.008	105.1	5:10.271
2	1	2:59.411	49.441	53.229	1:16.741	165.1	8:09.682
3	1	2:56.711	47.647	53.575	1:15.489	184.0	11:06.393
4	1	3:33.630 B	47.549	1:00.434	1:45.647	182.4	14:40.023
5	1	4:46.413	2:39.780	52.641	1:13.992	106.4	19:26.436
6	1	2:54.709	47.592	51.983	1:15.134	180.3	22:21.145
7	1	3:01.361	52.082	55.458	1:13.821	185.2	25:22.506
8	1	2:58.737	47.483	55.003	1:16.251	188.5	28:21.243
9	1	3:10.674	49.617	1:01.874	1:19.183	185.9	31:31.917

32 — Porsche 356 (B) 2000 GS Carrera 2 coupé 1962
1.Marie-Claude FIRMENICH
F

Lap	D	Time	Sector 1	Sector 2	Sector 3	T. Spd	Elapsed
1	1	6:44.715	4:19.051	59.502	1:26.162	74.8	6:44.715
2	1	3:14.276	54.269	56.929	1:23.078	159.5	9:58.991
3	1	3:18.104 B	53.648	59.252	1:25.204	164.1	13:17.095
4	1	6:04.898	3:41.353	1:00.878	1:22.667	96.0	19:21.993
5	1	3:39.674 B	56.473	1:03.932	1:39.269	144.8	23:01.667

38 — Porsche 356 (C) 2000 GS Carrera 2 coupé 1964
1.Gabriel BALTHAZARD
2.Didier MARIS
F

Lap	D	Time	Sector 1	Sector 2	Sector 3	T. Spd	Elapsed
1	1	6:06.793	3:53.487	56.789	1:16.517	73.1	6:06.793
2	1	2:56.685	49.476	52.335	1:14.874	183.4	9:03.478
3	1	2:54.739	47.078	53.865	1:13.796	180.3	11:58.217
4	1	8:51.576 B	46.828	57.890	7:06.858	181.2	20:49.793
5	2	3:18.789	1:10.146	53.056	1:15.587	105.2	24:08.582
6	2	2:56.477	50.418	52.101	1:13.958	148.1	27:05.059
7	2	2:58.223	47.711	56.325	1:14.187	170.3	30:03.282

39 — Lotus XI 1500 1960
1.Charles BOURDIN
2.Hubert BOURDIN
E

Lap	D	Time	Sector 1	Sector 2	Sector 3	T. Spd	Elapsed
1	1	5:11.654	2:54.014	58.571	1:19.069	86.7	5:11.654
2	1	2:59.036	48.615	54.091	1:16.330	165.9	8:10.690
3	1	2:57.048	47.213	56.010	1:13.825	173.4	11:07.738
4	1	6:37.796 B	47.389	1:00.161	4:50.246	178.2	17:45.534
5	2	3:24.954	1:15.613	53.898	1:15.443	107.8	21:10.488
6	2	2:57.770	48.071	53.195	1:16.504	179.1	24:08.258
7	2	2:58.960	48.521	53.682	1:16.757	179.4	27:07.218
8	2	3:00.182	48.906	55.499	1:15.777	175.3	30:07.400

40 — Porsche 356 (B) S 75 Hardtop-Coupé T5 1961
1.Marc JULLY
2.Agathe JULLY
E

Lap	D	Time	Sector 1	Sector 2	Sector 3	T. Spd	Elapsed
1	1	4:55.330	2:37.532	58.636	1:19.162	88.7	4:55.330
2	1	3:03.658	50.353	55.982	1:17.323	157.4	7:58.988
3	1	3:13.851 B	50.555	57.784	1:25.512	165.6	11:12.839
4	2	6:04.810	2:51.887	1:27.448	1:45.475	72.0	17:17.649
5	2	3:26.971	57.032	1:03.719	1:26.220	131.5	20:44.620
6	2	3:24.156	56.309	1:02.894	1:24.953	149.2	24:08.776
7	2	3:17.241	53.817	1:00.118	1:23.306	155.6	27:26.017
8	2	4:06.907 B	1:22.690	1:06.269	1:37.948	159.8	31:32.924

45 — Alfa Romeo Giulia TZ 1965
1.Carlo VÖGELE
F

Lap	D	Time	Sector 1	Sector 2	Sector 3	T. Spd	Elapsed
1	1	6:36.901	4:16.057	1:03.420	1:17.424	76.7	6:36.901
2	1	3:14.050 B	49.724	56.709	1:27.617	168.2	9:50.951
3	1	7:46.681	5:05.395	1:26.186	1:15.100	81.1	17:37.632
4	1	2:59.355 B	46.184	52.061	1:21.110	187.2	20:36.987
5	1	7:05.262	5:01.108	51.201	1:12.953	100.3	27:42.249

50 — Lotus XI 1500 1958
1.Christian ODIN
E

Lap	D	Time	Sector 1	Sector 2	Sector 3	T. Spd	Elapsed
1	1	7:19.047	5:00.732	58.257	1:20.058	90.8	7:19.047
2	1	3:06.238	50.284	57.903	1:18.051	172.5	10:25.285
3	1	3:00.424	48.237	55.626	1:16.561	171.2	13:25.709
4	1	4:13.808 B	58.264	1:13.670	2:01.874	130.3	17:39.517
5	1	3:27.407	1:18.758	53.936	1:14.713	100.4	21:06.924
6	1	2:58.465	49.825	52.932	1:15.708	168.5	24:05.389
7	1	2:56.527	48.480	53.225	1:14.822	180.3	27:01.916
8	1	2:59.399	47.450	58.130	1:13.819	182.4	30:01.315

56 — Ferrari 250 GT SWB 1960
1.Conrad C. ULRICH
2.Conrad M. ULRICH
E

Lap	D	Time	Sector 1	Sector 2	Sector 3	T. Spd	Elapsed
1	2	5:39.786	3:13.100	1:05.130	1:21.556	95.4	5:39.786
2	2	3:04.430	51.997	54.446	1:17.987	159.3	8:44.216
3	2	3:05.407	50.219	57.000	1:18.188	153.6	11:49.623
4	2	3:41.451 B	50.020	1:02.410	1:49.021	151.0	15:31.074
5	1	5:20.030	3:00.699	1:00.818	1:18.513	81.0	20:51.104
6	1	3:04.059	50.708	57.884	1:15.467	172.2	23:55.163
7	1	2:59.519	49.396	54.061	1:16.062	179.1	26:54.682
8	1	3:04.753	49.126	57.364	1:18.263	173.4	29:59.435
9	1	3:04.374	50.009	56.078	1:18.287	164.4	33:03.809

58 — Porsche 904/6 Carrera GTS 1965
1.Yves VÖGELE
F

Lap	D	Time	Sector 1	Sector 2	Sector 3	T. Spd	Elapsed
1	1	7:10.683	5:01.932	52.722	1:16.029	92.5	7:10.683
2	1	2:57.900	49.720	55.036	1:13.144	165.6	10:08.583
3	1	2:55.013	49.096	53.811	1:12.106	185.9	13:03.596
4	1	4:15.633 B	1:01.929	1:27.537	1:46.167	169.0	17:19.229
5	1	4:44.279	2:41.458	50.240	1:12.581	81.8	22:03.508
6	1	2:52.526	47.306	53.603	1:11.617	189.8	24:56.034
7	1	2:47.023	45.078	49.584	1:12.361	200.7	27:43.057
8	1	3:11.192 B	47.620	53.512	1:30.060	183.4	30:54.249

THE BEAUTIFUL WATCH
HISTORIC RACING BY PETER AUTO

DIX MILLE TOURS by Peter Auto

THE Gentlemen CHALLENGE

PETER auto

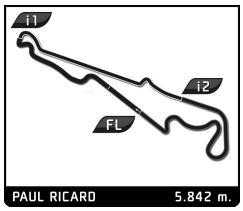

THE GENTLEMEN CHALLENGE
DIX MILLE TOURS
PRIVATE PRACTICE

Sector Analysis

Personal Best | Session Best | **B** Crossing the finish line in pit lane

60
Porsche 904/4 Carrera GTS 1964
1.Peter VÖGELE — F

Lap	D	Time	Sector 1	Sector 2	Sector 3	T. Spd	Elapsed
1	1	6:35.712	4:19.969	58.958	1:16.785	92.0	6:35.712
2	1	2:50.254	46.490	50.879	1:12.885	181.8	9:25.966
3	1	2:51.979	45.975	52.327	1:13.677	192.9	12:17.945
4	1	3:40.777 B	45.977	1:08.893	1:45.907	191.2	15:58.722
5	1	4:06.481	1:59.949	52.213	1:14.319	86.2	20:05.203
6	1	2:52.126	46.719	49.845	1:15.562	173.1	22:57.329
7	1	2:48.928	46.561	51.048	1:11.319	190.8	25:46.257
8	1	2:50.094	45.379	51.930	1:12.785	192.2	28:36.351
9	1	2:57.426	46.428	54.712	1:16.286	188.5	31:33.777

61
Lotus Elite 1961
1.Didier VEST
2.Antoine BLANC — E

Lap	D	Time	Sector 1	Sector 2	Sector 3	T. Spd	Elapsed
1	1	7:33.761	5:08.729	1:02.008	1:23.024	86.1	7:33.761
2	1	3:12.475	53.058	59.513	1:19.904	160.0	10:46.236
3	1	3:29.660 B	53.098	58.829	1:37.733	159.3	14:15.896
4	2	5:29.154	3:11.310	57.967	1:19.877	90.5	19:45.050
5	2	3:08.025	52.308	56.053	1:19.664	161.7	22:53.075
6	2	3:07.213	51.873	56.521	1:18.819	158.1	26:00.288
7	2	3:05.209	49.965	57.267	1:17.977	162.7	29:05.497
8	2	3:14.910	50.561	1:03.474	1:20.875	163.1	32:20.407

72
Austin-Healey 3000 Mk I 1962
1.André RAULIN — F

Lap	D	Time	Sector 1	Sector 2	Sector 3	T. Spd	Elapsed
1	1	5:08.931	2:55.427	56.166	1:17.338	107.0	5:08.931
2	1	3:02.563	49.483	55.415	1:17.665	154.1	8:11.494
3	1	3:04.865	49.216	55.700	1:19.949	166.9	11:16.359
4	1	3:23.402	50.138	1:04.440	1:28.824	160.7	14:39.761
5	1	5:21.589 B	57.830	1:05.435	3:18.324	119.9	20:01.350
6	1	3:17.577	1:11.070	52.165	1:14.342	112.4	23:18.927
7	1	2:53.829	47.566	53.267	1:12.996	183.1	26:12.756
8	1	4:28.898	50.861	2:17.964	1:20.073	173.6	30:41.654

78
Lotus Mark IX 1955
1.Kaneko TAKUZO
2.Ryo YOKOJIMA — E

Lap	D	Time	Sector 1	Sector 2	Sector 3	T. Spd	Elapsed
1	1	8:37.567 B	4:25.916	1:03.518	3:08.133	85.9	8:37.567
2	1	3:45.799	1:13.672	1:03.332	1:28.795	95.7	12:23.366
3	1	3:54.444	53.763	1:13.107	1:47.574	152.5	16:17.810
4	1	3:16.733	56.576	57.804	1:22.353	146.3	19:34.543
5	1	5:15.193 B	51.800	58.718	3:24.675	169.8	24:49.736
6	2	3:39.791	1:21.574	58.510	1:19.707	84.7	28:29.527
7	2	3:10.268	50.659	59.895	1:19.714	163.9	31:39.795

85
Lotus Elite 1960
1.Pierre-Emmanuel CHAMP, — E

Lap	D	Time	Sector 1	Sector 2	Sector 3	T. Spd	Elapsed
1	1	7:38.240	5:11.749	1:01.665	1:24.826	91.7	7:38.240
2	1	3:16.335	53.582	58.671	1:24.082	154.9	10:54.575
3	1	3:35.149 B	53.320	59.959	1:41.870	161.0	14:29.724
4	1	5:12.674	2:49.781	59.238	1:23.655	97.7	19:42.398
5	1	3:13.829	51.785	58.085	1:23.959	168.7	22:56.227
6	1	3:14.052	52.649	58.406	1:22.997	157.7	26:10.279
7	1	3:13.057	53.420	58.136	1:21.501	159.1	29:23.336
8	1	3:39.366 B	52.875	1:04.012	1:42.479	160.0	33:02.702

87
TVR Grantura Mk III 1965
1.Mark ASHWORTH
2.Simon ASHWORTH — F

Lap	D	Time	Sector 1	Sector 2	Sector 3	T. Spd	Elapsed
1	1	5:01.547	2:36.726	1:02.164	1:22.657	90.8	5:01.547
2	1	3:11.124	52.951	57.346	1:20.827	146.1	8:12.671
3	1	3:04.951	49.740	57.646	1:17.565	159.1	11:17.622
4	1	3:41.563 B	50.514	1:05.213	1:45.836	154.7	14:59.185
5	2	4:47.027	2:33.666	55.713	1:17.648	102.4	19:46.212
6	2	2:59.687	49.214	54.298	1:16.175	165.6	22:45.899
7	2	2:59.807	48.986	54.372	1:16.449	176.2	25:45.706
8	2	3:02.564	50.417	54.380	1:17.767	165.9	28:48.270
9	2	3:01.710	49.623	54.865	1:17.222	173.1	31:49.980

92
Lister Knobbly Chevrolet 1960
1.Wolf ZWEIFLER — E

Lap	D	Time	Sector 1	Sector 2	Sector 3	T. Spd	Elapsed
1	1	6:05.262	3:46.956	57.052	1:21.254	75.2	6:05.262
2	1	3:08.440	56.158	54.585	1:17.697	154.5	9:13.702
3	1	7:19.309 B	51.703	54.989	5:32.617	152.3	16:33.011
4	1	3:31.912	1:17.600	54.505	1:19.807	86.3	20:04.923
5	1	3:01.926	52.977	53.551	1:15.398	133.7	23:06.849
6	1	3:02.884	49.808	52.477	1:20.599	175.6	26:09.733
7	1	2:59.557	50.646	52.661	1:16.250	158.6	29:09.290
8	1	3:02.728	49.130	56.769	1:16.829	185.6	32:12.018

94
Jaguar E-Type 3.8 1961
1.Georges VERQUIN — E

Lap	D	Time	Sector 1	Sector 2	Sector 3	T. Spd	Elapsed
1	1	4:25.618	2:15.336	54.633	1:15.649	95.1	4:25.618
2	1	2:55.403	47.910	53.015	1:14.478	183.1	7:21.021
3	1	3:02.278	48.901	57.337	1:16.040	184.3	10:23.299
4	1	3:00.110	48.428	54.112	1:17.570	193.5	13:23.409
5	1	4:52.972 B	55.988	1:15.035	2:41.949	122.9	18:16.381
6	1	3:15.736	1:08.013	52.816	1:14.907	100.4	21:32.117
7	1	3:02.743	52.351	56.053	1:14.339	190.8	24:34.860
8	1	2:58.932	48.962	53.667	1:16.303	187.2	27:33.792
9	1	3:06.108	48.530	58.142	1:19.436	187.2	30:39.900

99
Lotus XI 1500 1956
1.Serge KRIKNOFF — E

Lap	D	Time	Sector 1	Sector 2	Sector 3	T. Spd	Elapsed
1	1	5:09.093	2:53.061	58.917	1:17.115	77.6	5:09.093
2	1	2:54.048	49.785	52.765	1:11.498	153.0	8:03.141
3	1	3:08.145 B	45.767	56.832	1:25.546	184.6	11:11.286
4	1	6:43.785	4:14.938	1:16.396	1:12.451	82.3	17:55.071
5	1	2:45.061	45.893	49.896	1:09.272	187.8	20:40.132
6	1	2:44.867	44.748	51.252	1:08.867	195.3	23:24.999
7	1	2:41.092	44.160	47.760	1:09.172	196.4	26:06.091
8	1	3:42.854 B	45.451	1:17.501	1:39.902	186.9	29:48.945

100
Austin-Healey 100 S 1954
1.Sébastien BERCHON — E

Lap	D	Time	Sector 1	Sector 2	Sector 3	T. Spd	Elapsed
1	1	6:44.369	4:33.353	55.456	1:15.560	96.2	6:44.369
2	1	2:57.248	48.779	52.899	1:15.570	175.6	9:41.617
3	1	2:54.730	47.265	53.958	1:13.507	178.5	12:36.347
4	1	3:50.751 B	47.784	1:16.150	1:46.817	177.9	16:27.098
5	1	5:09.533	3:03.981	52.739	1:12.813	104.5	21:36.631
6	1	2:53.925	47.237	53.612	1:13.076	180.0	24:30.556
7	1	2:52.084	47.280	52.534	1:12.270	178.2	27:22.640
8	1	3:26.591 B	46.857	59.758	1:39.976	181.5	30:49.231

THE BEAUTIFUL WATCH

HISTORIC RACING BY PETER AUTO

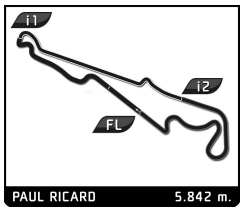

THE GENTLEMEN CHALLENGE
DIX MILLE TOURS
PRIVATE PRACTICE

Sector Analysis

Personal Best | Session Best | **B** Crossing the finish line in pit lane

110 — Lotus XI 1500 1958
1.Jean Jacques GRAVIER
2.Michel THOULOUZE — E

Lap	D	Time	Sector 1	Sector 2	Sector 3	T. Spd	Elapsed
1	2	6:40.578	4:08.710	1:03.988	1:27.880	81.0	6:40.578
2	2	3:22.894	53.418	59.487	1:29.989	161.9	10:03.472
3	2	3:52.648 B	1:00.595	1:02.403	1:49.650	134.8	13:56.120
4	1	13:15.146	...	56.960	1:18.672	105.3	27:11.266
5	1	3:10.848	49.036	1:02.891	1:18.921	175.3	30:22.114

124 — Austin-Healey 100 BN1 1954
1.Luc BOUSQUET
2.Thomas LAUNOIS — E

Lap	D	Time	Sector 1	Sector 2	Sector 3	T. Spd	Elapsed
1	1	6:14.966	3:56.664	59.663	1:18.639	92.1	6:14.966
2	1	3:01.333	51.243	55.021	1:15.069	159.1	9:16.299
3	1	3:01.413	50.093	55.882	1:15.438	173.9	12:17.712
4	1	4:01.854 B	49.906	1:11.947	2:00.001	168.7	16:19.566
5	1	5:56.637	3:31.291	1:00.741	1:24.605	98.1	22:16.203
6	1	3:21.251	56.131	59.933	1:25.187	145.4	25:37.454
7	1	3:21.677	55.410	1:01.111	1:25.156	143.8	28:59.131
8	1	3:25.823	55.891	1:03.934	1:25.998	137.2	32:24.954

130 — MG A 1600 Twin Cam 1958
1.Olivier MAZOYER — E

Lap	D	Time	Sector 1	Sector 2	Sector 3	T. Spd	Elapsed
1	1	6:42.277	4:12.564	1:02.790	1:26.923	79.9	6:42.277
2	1	3:18.187	55.360	59.266	1:23.561	149.0	10:00.464
3	1	3:46.175 B	56.882	1:03.116	1:46.177	141.5	13:46.639
4	1	4:20.114	1:34.694	1:21.537	1:23.883	68.5	18:06.753
5	1	3:15.720	55.493	58.432	1:21.795	137.1	21:22.473
6	1	3:12.099	54.172	58.870	1:19.057	159.8	24:34.572
7	1	3:11.416	52.695	58.642	1:20.079	150.4	27:45.988
8	1	3:43.441 B	54.187	1:04.777	1:44.477	148.8	31:29.429

134 — Austin-Healey 3000 Mk I 1962
1.Bart BLOMMAERT
2.Rikkert LEEMAN — F

Lap	D	Time	Sector 1	Sector 2	Sector 3	T. Spd	Elapsed
1	2	6:20.992 B	3:47.441	58.675	1:34.876	102.4	6:20.992
2	2	6:30.008	1:09.172	57.048	4:23.788	114.4	12:51.000
3	2	3:57.992 B	51.188	1:15.925	1:50.879	170.9	16:48.992
4	2	7:45.542	5:30.877	57.412	1:17.253	89.8	24:34.534
5	2	3:06.521	50.879	57.695	1:17.947	176.5	27:41.055
6	2	3:05.200	49.538	56.198	1:19.464	174.8	30:46.255

149 — Porsche 904/6 Carrera GTS 1964
1.Hipolito PIRES
2.Diogo TAVARES — F

Lap	D	Time	Sector 1	Sector 2	Sector 3	T. Spd	Elapsed
1	1	4:15.159	2:12.481	51.258	1:11.420	85.6	4:15.159
2	1	2:52.484	48.600	50.967	1:12.917	191.5	7:07.643
3	1	2:57.015	51.654	52.748	1:12.613	156.5	10:04.658
4	1	2:57.338	48.710	53.296	1:15.332	187.5	13:01.996
5	1	7:04.393 B	52.721	1:13.017	4:58.655	153.2	20:06.389

161 — Austin-Healey 3000 Mk II 1962
1.Serge LIBENS
2.Jean-André COLLARD — F

Lap	D	Time	Sector 1	Sector 2	Sector 3	T. Spd	Elapsed
1	2	5:29.665	3:15.011	57.760	1:16.894	98.1	5:29.665
2	2	2:59.937	50.467	53.314	1:16.156	164.4	8:29.602
3	2	2:58.298	49.308	53.690	1:15.300	179.4	11:27.900
4	2	6:04.270 B	48.158	59.462	4:16.650	181.8	17:32.170
5	2	3:21.824	1:13.462	54.685	1:13.677	102.3	20:53.994
6	2	2:59.432	48.432	55.982	1:15.018	177.9	23:53.426
7	2	2:51.727	47.593	51.610	1:12.524	182.4	26:45.153

220 — Austin-Healey 3000 Mk II 1962
1.Jean-Pascal CUEREL — F

Lap	D	Time	Sector 1	Sector 2	Sector 3	T. Spd	Elapsed
1	1	5:21.955	3:14.057	53.966	1:13.932	102.5	5:21.955
2	1	2:54.551	48.184	52.694	1:13.673	190.8	8:16.506
3	1	2:52.784	47.346	52.351	1:13.087	193.2	11:09.290
4	1	3:28.231 B	47.436	57.378	1:43.417	193.5	14:37.521
5	1	5:42.741	3:20.654	1:05.330	1:16.757	111.1	20:20.262
6	1	2:52.570	47.965	51.799	1:12.806	191.5	23:12.832
7	1	2:52.447	46.668	51.555	1:14.224	193.5	26:05.279
8	1	2:55.628	47.454	53.321	1:14.853	191.2	29:00.907
9	1	3:00.379	46.766	55.535	1:18.078	185.6	32:01.286

244 — Austin-Healey 3000 Mk II 1962
1. MOZ — F

Lap	D	Time	Sector 1	Sector 2	Sector 3	T. Spd	Elapsed
1	1	7:04.031	4:24.569	1:09.715	1:29.747	83.2	7:04.031
2	1	3:25.299	1:00.422	1:04.639	1:20.238	111.5	10:29.330
3	1	3:16.339	51.801	1:02.720	1:21.818	164.9	13:45.669
4	1	3:57.987	1:12.134	1:25.873	1:19.980	93.3	17:43.656
5	1	3:04.181	52.802	53.990	1:17.389	170.9	20:47.837
6	1	3:02.856	50.720	55.460	1:16.676	180.6	23:50.693
7	1	2:59.206	48.750	55.045	1:15.411	179.1	26:49.899
8	1	3:09.047	49.327	57.782	1:21.938	186.5	29:58.946
9	1	3:04.176	49.066	57.068	1:18.042	179.7	33:03.122

250 — Lotus XI 1100 1957
1.Sandy WATSON
2.Dafyd RICHARDS — E

Lap	D	Time	Sector 1	Sector 2	Sector 3	T. Spd	Elapsed
1	2	5:22.840	3:13.217	56.018	1:13.605	94.6	5:22.840
2	2	2:56.650	47.743	54.533	1:14.374	179.7	8:19.490
3	2	2:52.116	46.068	54.309	1:11.739	187.8	11:11.606
4	2	5:39.186 B	47.244	56.117	3:55.825	189.1	16:50.792
5	1	3:16.986	1:08.933	53.778	1:14.275	109.3	20:07.778
6	1	2:48.140	46.803	50.450	1:10.887	178.2	22:55.918
7	1	2:51.592	47.361	52.625	1:11.606	175.6	25:47.510

270 — AC Ace Bristol Le Mans 1957
1.Dominique POELS
2.Patrick VEYRAT — E

Lap	D	Time	Sector 1	Sector 2	Sector 3	T. Spd	Elapsed
1	2	7:03.189	4:17.316	1:11.404	1:34.469	80.2	7:03.189
2	2	3:43.922	1:04.092	1:07.380	1:32.450	137.1	10:47.111
3	2	7:05.208 B	58.053	1:09.030	4:58.125	143.6	17:52.319
4	1	4:21.971	1:32.912	1:12.146	1:36.913	53.3	22:14.290
5	1	3:54.329	1:07.213	1:13.274	1:33.842	132.2	26:08.619
6	1	3:51.954	1:02.772	1:12.068	1:37.114	140.3	30:00.573

356 — Porsche 356 (Pre-A) (1100) coupé 1951
1.Jean-François PENILLARD — E

Lap	D	Time	Sector 1	Sector 2	Sector 3	T. Spd	Elapsed
1	1	5:25.644	2:42.847	1:08.632	1:34.165	84.2	5:25.644
2	1	3:41.505	1:02.715	1:06.425	1:32.365	133.5	9:07.149
3	1	7:20.736 B	1:01.198	1:07.856	5:11.682	134.3	16:27.885
4	1	4:12.827	1:30.103	1:09.602	1:33.122	80.9	20:40.712
5	1	3:37.342	59.244	1:06.421	1:31.677	130.1	24:18.054
6	1	3:50.899 B	1:01.008	1:05.930	1:43.961	128.4	28:08.953

390 — Lotus XI 1100 1958
1.Amaury GARIEL — E

Lap	D	Time	Sector 1	Sector 2	Sector 3	T. Spd	Elapsed
1	1	5:48.795	3:29.752	57.801	1:21.242	90.3	5:48.795
2	1	3:07.312	51.143	56.630	1:19.539	157.4	8:56.107

THE BEAUTIFUL WATCH
HISTORIC RACING BY PETER AUTO

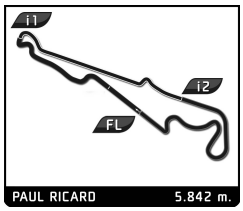

THE GENTLEMEN CHALLENGE
DIX MILLE TOURS
PRIVATE PRACTICE

Sector Analysis

Personal Best | Session Best | **B** Crossing the finish line in pit lane

Lap	D	Time	Sector 1	Sector 2	Sector 3	T. Spd	Elapsed
3	1	3:07.347	50.966	57.888	1:18.493	161.2	12:03.454
4	1	3:21.209	49.871	59.907	1:31.431	161.4	15:24.663
5	1	3:16.300	59.988	57.308	1:19.004	114.5	18:40.963
6	1	3:05.583	51.656	56.587	1:17.340	162.2	21:46.546
7	1	3:10.790	52.979	59.853	1:17.958	162.2	24:57.336
8	1	3:02.626	50.204	55.381	1:17.041	159.5	27:59.962
9	1	3:31.008 B	50.169	1:02.113	1:38.726	159.1	31:30.970

400 Lotus Elite 1961
1.Markus BISCHOFBERGER — E

Lap	D	Time	Sector 1	Sector 2	Sector 3	T. Spd	Elapsed
1	1	6:51.258	3:55.675	1:18.699	1:36.884	64.5	6:51.258
2	1	5:04.933 B	1:01.561	1:19.273	2:44.099	130.0	11:56.191
3	1	4:26.488	1:22.693	1:20.983	1:42.812	72.5	16:22.679
4	1	3:58.990	1:01.339	1:07.488	1:50.163	111.7	20:21.669
5	1	3:36.696	1:00.225	1:05.160	1:31.311	130.6	23:58.365
6	1	3:33.922	1:02.194	1:04.430	1:27.298	126.6	27:32.287
7	1	3:26.167	55.901	1:03.405	1:26.861	141.7	30:58.454

557 Austin-Healey 100-4 1956
1.Philippe PETIT — E

Lap	D	Time	Sector 1	Sector 2	Sector 3	T. Spd	Elapsed
1	1	8:22.099	5:39.865	1:07.419	1:34.815	77.2	8:22.099
2	1	3:41.051	1:01.453	1:07.844	1:31.754	135.2	12:03.150
3	1	4:10.992 B	59.012	1:15.719	1:56.261	135.8	16:14.142
4	1	5:11.014	2:35.643	1:06.173	1:29.198	80.8	21:25.156
5	1	3:28.514	58.787	1:03.488	1:26.239	135.7	24:53.670
6	1	3:24.556	57.924	1:02.071	1:24.561	136.4	28:18.226
7	1	3:25.184	56.783	1:02.990	1:25.411	145.2	31:43.410

600 Lotus XI 1957
1. GUY
2. JUNIOR — E

Lap	D	Time	Sector 1	Sector 2	Sector 3	T. Spd	Elapsed
1	2	4:46.222	2:37.854	54.236	1:14.132	109.4	4:46.222
2	2	2:47.296	46.058	49.414	1:11.824	179.4	7:33.518
3	2	2:43.708	44.171	49.497	1:10.040	196.0	10:17.226
4	2	4:54.185 B	46.063	55.489	3:12.633	191.2	15:11.411
5	1	3:27.582	1:19.021	54.889	1:13.672	103.0	18:38.993
6	1	2:52.820	47.878	51.697	1:13.245	161.7	21:31.813
7	1	2:51.351	48.533	52.223	1:10.595	186.5	24:23.164
8	1	2:49.243	47.260	51.801	1:10.182	178.2	27:12.407
9	1	2:49.730	45.792	52.894	1:11.044	177.0	30:02.137

664 Alfa Romeo Giulia TZ 1964
1.Franco MEINERS — F

Lap	D	Time	Sector 1	Sector 2	Sector 3	T. Spd	Elapsed
1	1	7:06.620	4:52.456	56.145	1:18.019	82.4	7:06.620

904 Porsche 904 Carrera GTS 1965
1.Michael HINDERER — F

Lap	D	Time	Sector 1	Sector 2	Sector 3	T. Spd	Elapsed
1	1	8:22.060	6:08.669	55.993	1:17.398	93.3	8:22.060
2	1	3:00.448	50.232	53.783	1:16.433	190.1	11:22.508
3	1	3:44.609 B	49.712	1:01.913	1:52.984	173.4	15:07.117
4	1	4:13.435	2:05.279	53.041	1:15.115	110.2	19:20.552
5	1	3:20.009 B	50.174	53.814	1:36.021	177.0	22:40.561
6	1	3:55.278	1:43.681	55.146	1:16.451	110.5	26:35.839
7	1	3:06.378	48.924	57.892	1:19.562	189.8	29:42.217
8	1	3:10.001	50.322	57.529	1:22.150	158.4	32:52.218