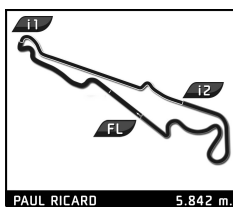


SIXTIES' ENDURANCE
DIX MILLE TOURS
QUALIFYING

Sector Analysis

Lap	D	Time	Sector 1	Sector 2	Sector 3	T. Spd	Elapsed	Lap	D	Time	Sector 1	Sector 2	Sector 3	T. Spd	Elapsed
13	1	2:51.389	47.067	51.156	1:13.166	188.5	40:17.551	12	1	2:36.719	44.219	46.035	1:06.465	214.7	33:21.159
16		Lotus Elan 26R 1965						23		TVR Griffith 200 1965					
		1. Shaun LYNN					GT2			1. Toni SEILER					GT5
		2. Maxwell LYNN								1. Jean-Marc AVEZOU					GT4
		2. André RAULIN								1. Anthony MICHELLIER					GT4
		2. Bernard de PORET								1. Patrick KOLB					GT4
		2. Timmo H. MOL								2. Timmo H. MOL					
1	1	4:14.720	2:15.735	49.488	1:09.497	96.7	4:14.720	1	1	4:17.948	2:20.471	48.608	1:08.869	101.6	4:17.948
2	1	2:41.333	44.083	48.856	1:08.394	197.4	6:56.053	2	1	2:41.847	44.633	47.088	1:10.126	179.1	6:59.795
3	1	2:40.687	44.161	48.520	1:08.006	201.9	9:36.740	3	1	2:38.979	43.426	47.096	1:08.457	196.7	9:38.774
4	1	2:40.867	44.693	47.999	1:08.175	202.2	12:17.607	4	1	2:39.000	43.800	47.356	1:07.844	204.5	12:17.774
5	1	2:49.723 B	44.950	47.775	1:16.998	188.8	15:07.330	5	1	2:35.322	42.600	46.322	1:06.400	191.8	14:53.096
6	2	3:55.851	2:01.505	47.995	1:06.351	105.1	19:03.181	6	1	2:34.889	42.488	45.863	1:06.538	198.9	17:27.985
7	2	2:35.593	42.881	47.022	1:05.690	201.1	21:38.774	7	1	2:34.319	42.722	45.835	1:05.762	211.8	20:02.304
8	2	2:46.859 B	43.929	48.389	1:14.541	203.4	24:25.633	8	1	3:07.712 B	45.523	54.979	1:27.210	176.8	23:10.016
9	1	4:25.597	2:26.341	48.718	1:10.538	109.3	28:51.230								
10	1	2:43.576	46.175	48.208	1:09.193	201.5	31:34.806								
11	1	2:37.366	43.013	48.231	1:06.122	204.2	34:12.172								
12	1	2:34.906	42.600	46.843	1:05.463	204.5	36:47.078								
13	1	2:56.908 B	45.382	49.190	1:22.336	191.5	39:43.986								
1	1	3:04.648	1:08.800	48.433	1:07.415	95.2	3:04.648								
2	1	2:36.354	42.883	46.853	1:06.618	207.3	5:41.002								
3	1	2:37.398	43.858	46.951	1:06.589	203.0	8:18.400								
4	1	2:37.766	43.031	47.560	1:07.175	219.5	10:56.166								
5	1	2:38.173	44.965	46.630	1:06.578	208.9	13:34.339								
6	1	2:38.659	43.053	47.432	1:08.174	212.6	16:12.998								
7	1	2:36.637	43.041	46.206	1:07.390	215.1	18:49.635								
21		Lotus 15 1958						24		Jaguar E-Type 3.8 1963					
		1. Michael BIRCH					SP3			1. Jean-Luc BLANCHEMAIN					GT4
		2. Luke STEVENS								1. Patrick KOLB					GT4
1	1	5:20.392	3:23.892	49.134	1:07.366	113.7	5:20.392			2. Timmo H. MOL					
2	1	2:37.951	43.199	47.780	1:06.972	223.1	7:58.343								
3	1	2:35.121	43.898	45.263	1:05.960	220.9	10:33.464								
4	1	2:33.314	42.818	45.114	1:05.382	216.0	13:06.778								
5	1	2:33.512	42.213	46.144	1:05.155	224.5	15:40.290								
6	1	3:05.652 B	46.558	51.493	1:27.601	206.9	18:45.942								
7	2	3:54.963	2:04.780	45.105	1:05.078	121.9	22:40.905								
8	2	2:29.699	40.385	45.066	1:04.248	219.5	25:10.604								
9	2	2:30.820	41.326	44.875	1:04.619	202.2	27:41.424								
10	2	2:35.514	44.365	46.328	1:04.821	216.9	30:16.938								
11	2	2:51.056 B	43.370	45.393	1:22.293	196.4	33:07.994								
12	1	4:44.436	2:45.641	49.644	1:09.151	121.6	37:52.430								
13	1	3:30.194 B	50.466	1:00.934	1:38.794	203.8	41:22.624								

■ Personal Best ■ Session Best ■ Crossing the finish line in pit lane

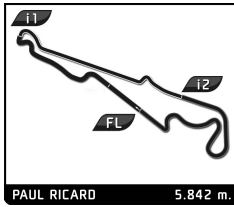


SIXTIES' ENDURANCE DIX MILLE TOURS QUALIFYING

Sector Analysis

Personal Best Session Best B Crossing the finish line in pit lane

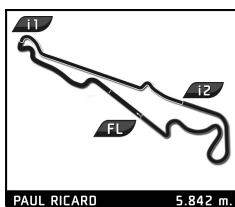
Main table of qualifying results with columns: Lap, D, Time, Sector 1, Sector 2, Sector 3, T. Spd, Elapsed. Includes sub-tables for individual drivers such as 83 Jaguar E-Type 3.8 1963, 85 Marcos Mini GT 1966, 86 Shelby Cobra 289 1963, 90 Jaguar E-Type 3.8 1964, 91 Jaguar E-Type Lightweight 1965, 94 Jaguar E-Type 3.8 1962, 100 Jaguar E-Type 3.8 1963, and 104 Austin-Healey 3000 Mk II 1962.



**SIXTIES' ENDURANCE
DIX MILLE TOURS
QUALIFYING**

Sector Analysis

Personal Best							Session Best							B Crossing the finish line in pit lane									
Lap	D	Time	Sector 1	Sector 2	Sector 3	T. Spd	Elapsed	Lap	D	Time	Sector 1	Sector 2	Sector 3	T. Spd	Elapsed	Lap	D	Time	Sector 1	Sector 2	Sector 3	T. Spd	Elapsed
107 Porsche 911 2.0L 1965 1. Dean DESANTIS 2. David HINTON GT2																							
1	1	5:30.212	3:17.744	56.228	1:16.240	89.6	5:30.212	2	1	2:58.622	49.086	53.921	1:15.615	175.3	8:28.834	3	1	3:00.792	48.189	56.033	1:16.570	175.9	11:29.626
4	1	3:00.075	50.091	54.504	1:15.480	176.5	14:29.701	5	1	3:09.278	48.401	54.021	1:26.856	178.5	17:38.979	6	2	5:03.258	2:49.172	55.674	1:18.412	85.4	22:42.237
7	2	3:06.774	48.350	54.070	1:24.354	176.8	25:49.011	8	2	2:57.052	48.313	53.837	1:14.902	177.6	28:46.063	9	2	2:58.479	52.016	52.325	1:14.138	163.9	31:44.542
10	2	2:53.912	46.964	52.047	1:14.901	181.8	34:38.454	11	2	2:53.279	47.658	52.825	1:12.796	183.7	37:31.733	12	2	2:55.168	49.726	52.054	1:13.388	183.4	40:26.901
109 Shelby Cobra Daytona Coupe 1965 1. Olivier BREITTMAYER 2. Emile BREITTMAYER GT5																							
1	2	5:47.921	3:56.304	45.826	1:05.791	123.7	5:47.921	2	2	2:31.783	41.378	45.370	1:05.035	224.5	8:19.704	3	2	2:33.941	42.017	46.770	1:05.154	224.1	10:53.645
4	2	2:35.713	43.979	45.262	1:06.472	198.9	13:29.358	5	2	2:31.594	41.459	45.436	1:04.699	225.9	16:00.952	6	2	2:36.536	42.256	46.462	1:07.818	224.5	18:37.488
124 Lotus Elan 26R 1965 1. Ivan Petev IVANOV 2. Edward MORRIS GT2																							
1	2	3:47.909	1:46.455	50.174	1:11.280	115.0	3:47.909	2	2	2:58.750	44.901	49.617	1:24.232	190.1	6:46.659	3	2	8:10.954	6:14.394	48.413	1:08.147	111.8	14:57.613
4	2	2:38.501	43.456	47.865	1:07.180	199.3	17:36.114	5	2	2:50.097	44.158	47.571	1:18.368	200.7	20:26.211	6	1	5:17.142	3:20.468	47.621	1:09.053	121.2	25:43.353
7	1	2:45.177	45.835	49.793	1:09.549	194.9	28:28.530	8	1	2:38.921	44.179	47.182	1:07.560	202.2	31:07.451	9	1	2:38.996	43.434	47.508	1:08.054	204.2	33:46.447
10	1	2:51.359	43.710	48.967	1:18.682	204.9	36:37.806	11	2	3:40.006	1:43.591	48.226	1:08.189	117.5	40:17.812								
134 Austin-Healey 3000 Mk I 1961 1. Bart BLOMMAERT 2. Rikkert LEEHAN GT3																							
1	1	4:46.747	2:39.477	52.978	1:14.292	102.8	4:46.747	2	1	2:53.588	47.070	51.916	1:14.602	182.7	7:40.335	3	1	2:53.421	48.311	51.792	1:13.318	182.1	10:33.756
4	1	2:55.660	47.812	52.561	1:15.287	185.9	13:29.416	5	1	2:53.472	47.215	52.902	1:13.355	179.4	16:22.888	6	1	3:09.722	47.981	52.504	1:29.237	182.7	19:32.610
146 Lotus Elan 26R 1963 1. Christian BOURIEZ GT2																							
1	1	5:10.192	3:06.714	51.577	1:11.901	97.4	5:10.192	2	1	2:47.762	46.051	49.562	1:12.149	192.9	7:57.954	3	1	2:46.814	46.005	49.929	1:10.880	194.2	10:44.768
4	1	4:03.211	46.107	50.084	2:27.020	190.5	14:47.979	5	1	3:03.099	1:03.473	49.404	1:10.222	116.3	17:51.078	6	1	10:12.526	50.627	1:02.490	8:19.409	194.2	28:03.604
7	1	10:22.794	1:14.769	1:10.295	7:57.730	114.4	38:26.398	8	1	3:59.004	1:08.212	54.433	1:56.359	102.8	42:25.402								
156 Lotus Elan 26R 1964 1. Frédéric ROUFFET 2. Emmanuel DE NOAILLES GT2																							
1	1	5:11.565	2:59.090	56.043	1:16.432	105.0	5:11.565	2	1	3:00.528	49.472	54.035	1:17.021	178.8	8:12.093	3	1	2:56.760	49.138	53.941	1:13.681	181.8	11:08.853
4	1	2:53.295	47.573	51.781	1:13.941	189.8	14:02.148	5	1	3:17.572	47.931	51.264	1:38.377	189.5	17:19.720	6	2	5:07.646	2:46.004	1:01.428	1:20.214	90.7	22:27.366
7	2	3:06.227	51.058	58.490	1:16.679	164.1	25:33.593	8	2	3:06.436	51.370	57.322	1:17.744	173.9	28:40.029	9	2	2:55.353	47.663	54.111	1:13.579	180.9	31:35.382
10	2	2:54.776	47.783	54.022	1:12.971	172.8	34:30.158	11	2	4:12.161	51.605	1:23.299	1:57.257	185.2	38:42.319								
163 Jaguar E-Type 3.8 1963 1. Stéphane WIMEZ 2. Alexandre FONTAINE GT4																							
1	1	4:39.716	2:38.206	50.307	1:11.203	114.0	4:39.716	2	1	2:42.686	44.142	48.534	1:10.010	200.0	7:22.402	3	1	2:40.921	44.073	47.953	1:08.895	200.7	10:03.323
4	1	2:58.011	46.030	50.802	1:21.179	201.1	13:01.334	5	2	7:33.644	5:30.886	50.200	1:12.558	101.5	20:34.978	6	2	2:47.516	45.989	50.663	1:10.864	194.9	23:22.494
7	2	2:49.560	47.836	51.312	1:10.412	194.9	26:12.054	8	2	2:47.613	46.273	51.251	1:10.089	200.7	28:59.667	9	2	2:47.664	46.120	50.311	1:11.233	200.7	31:47.331
10	2	2:48.051	46.275	50.461	1:11.315	200.0	34:35.382	11	2	3:20.151	47.423	56.914	1:35.814	193.9	37:55.533								
164 Jaguar E-Type 3.8 1962 1. Jean-Marc MERLIN GT4																							
1	1	6:05.222	4:09.468	47.827	1:07.927	94.7	6:05.222	2	1	2:37.265	43.216	46.868	1:07.181	194.9	8:42.487	3	1	2:36.286	42.535	46.323	1:07.428	193.5	11:18.773
4	1	2:42.356	45.919	47.774	1:08.663	213.4	14:01.129	5	1	2:35.728	42.680	46.307	1:06.741	196.0	16:36.857	6	1	2:35.207	42.311	45.743	1:07.153	204.9	19:12.064
7	1	2:46.981	46.173	50.077	1:10.731	206.1	21:59.045	8	1	2:39.259	44.496	48.313	1:06.450	205.7	24:38.304	9	1	2:34.341	42.637	45.732	1:05.972	200.0	27:12.645



SIXTIES' ENDURANCE DIX MILLE TOURS QUALIFYING

Sector Analysis

Lap	D	Time	Sector 1	Sector 2	Sector 3	T. Spd	Elapsed	Lap	D	Time	Sector 1	Sector 2	Sector 3	T. Spd	Elapsed
2	1	2:37.591	43.259	47.084	1:07.248	203.4	7:58.238								
3	1	2:35.742	43.891	46.013	1:05.838	222.2	10:33.980								
4	1	2:34.109	42.969	45.474	1:05.666	207.7	13:08.089								
5	1	2:33.852	41.840	46.601	1:05.411	215.1	15:41.941								
6	1	2:32.563	42.206	45.266	1:05.091	219.1	18:14.504								
7	1	2:35.522	43.424	46.427	1:05.671	210.1	20:50.026								
8	1	2:32.688	41.500	45.636	1:05.552	219.5	23:22.714								
9	1	4:21.643 B	43.130	46.588	2:51.925	195.7	27:44.357								
10	2	3:02.425	1:09.955	45.534	1:06.936	110.4	30:46.782								
11	2	2:32.684	42.224	45.546	1:04.914	227.8	33:19.466								
12	2	2:28.716	40.767	43.888	1:04.061	225.0	35:48.182								
13	2	2:28.711	40.674	43.989	1:04.048	226.4	38:16.893								

571 Jaguar E-Type 3.8 1965
1. Jonathan MITCHELL GT4

1	1	2:50.353	53.752	48.451	1:08.150	103.7	2:50.353
2	1	2:33.682	41.710	45.675	1:06.297	202.6	5:24.035
3	1	2:35.213	42.251	47.464	1:05.498	198.5	7:59.248
4	1	2:35.308	44.200	45.793	1:05.315	187.5	10:34.556
5	1	2:44.592 B	42.931	45.919	1:15.742	198.2	13:19.148
6	1	5:03.371	3:09.189	46.842	1:07.340	108.1	18:22.519
7	1	2:33.326	42.154	46.487	1:04.685	200.0	20:55.845
8	1	2:30.677	41.319	44.862	1:04.496	206.9	23:26.522
9	1	2:39.096	44.515	47.426	1:07.155	200.0	26:05.618
10	1	2:37.900	41.200	47.122	1:09.578	216.9	28:43.518
11	1	2:30.665	41.020	44.934	1:04.711	211.8	31:14.183
12	1	2:36.307	45.115	45.753	1:05.439	198.9	33:50.490
13	1	2:36.109	41.231	45.173	1:09.705	203.8	36:26.599
14	1	2:42.457	42.315	47.140	1:13.002	207.7	39:09.056
15	1	2:53.546 B	40.933	44.785	1:27.828	210.1	42:02.602

650 Porsche 911 2.0L 1965
1. Jussi ITAVUORI GT2
2. Risto VIRTANEN

1	2	4:41.356	2:35.537	51.102	1:14.717	105.6	4:41.356
2	2	2:46.361	45.335	49.924	1:11.102	188.8	7:27.717
3	2	2:45.055	44.873	49.709	1:10.473	191.2	10:12.772
4	2	2:45.576	44.683	49.545	1:11.348	192.2	12:58.348
5	2	3:04.784 B	47.411	50.045	1:27.328	175.0	16:03.132
6	1	5:34.218	3:18.904	54.043	1:21.271	93.4	21:37.350
7	1	2:58.570	49.614	52.424	1:16.532	185.6	24:35.920
8	1	3:00.258	50.346	53.603	1:16.309	187.5	27:36.178
9	1	2:58.816	48.326	53.192	1:17.298	189.1	30:34.994
10	1	2:58.176	47.748	52.874	1:17.554	189.1	33:33.170
11	1	2:57.971	47.884	52.716	1:17.371	187.8	36:31.141
12	1	2:59.354	49.429	53.767	1:16.158	187.5	39:30.495
13	1	2:56.321	47.648	52.861	1:15.812	188.8	42:26.816

707 Jaguar E-Type 3.8 1962
1. Pierre BESSE GT4
2. Guillaume GOUBLE

1	2	5:06.042	3:00.860	54.146	1:11.036	107.0	5:06.042
2	2	2:45.302	46.725	48.723	1:09.854	173.6	7:51.344
3	2	5:07.614 B	44.956	48.154	3:34.504	198.9	12:58.958
4	1	3:00.746	1:01.128	50.058	1:09.560	111.3	15:59.704
5	1	2:42.876	44.456	48.389	1:10.031	203.0	18:42.580
6	1	4:42.327 B	46.706	58.841	2:56.780	200.0	23:24.907