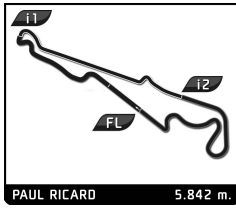


HERITAGE TOURING CUP
DIX MILLE TOURS
PRIVATE PRACTICE

Sector Analysis

Lap	D	Time	Sector 1	Sector 2	Sector 3	T. Spd	Elapsed	Lap	D	Time	Sector 1	Sector 2	Sector 3	T. Spd	Elapsed						
3		Ford Capri RS 3100 Cologne 1974 1.Maurizio BIANCO TC2							9	1	2:36.028	42.787	47.094	1:06.147	192.5	27:09.523					
1	1	5:11.604	3:10.858	50.708	1:10.038	95.7	5:11.604	10	1	3:03.209 B	42.978	58.574	1:21.657	184.9	30:12.732						
2	1	2:33.562	42.629	45.801	1:05.132	213.0	7:45.166	10 Ford Escort RS 1600 1974 1.Peter VÖGELE TC2													
3	1	2:38.494	42.040	45.943	1:10.511	197.1	10:23.660	1	1	3:50.101	1:43.660	53.969	1:12.472	93.7	3:50.101						
4	1	9:10.670 B	46.767	1:04.094	7:19.809	211.8	19:34.330	2	1	2:49.502	47.080	51.476	1:10.946	190.5	6:39.603						
5	1	3:11.518	1:08.653	53.731	1:09.134	110.9	22:45.848	3	1	2:43.971	45.220	49.353	1:09.398	183.1	9:23.574						
6	1	2:32.239	42.201	45.435	1:04.603	207.3	25:18.087	4	1	2:41.684	44.136	48.400	1:09.148	191.2	12:05.258						
7	1	2:30.330	41.241	45.001	1:04.088	210.1	27:48.417	5	1	2:59.450 B	44.843	49.037	1:25.570	193.9	15:04.708						
8	1	5:06.766 B	44.570	53.828	3:28.368	185.6	32:55.183	6	1	4:07.497	2:10.620	48.611	1:08.266	113.6	19:12.205						
5 Ford Capri RS 2600 1973 1.Alain VÖGELE TC2								7	1	2:44.418	44.627	49.150	1:10.641	189.5	21:56.623						
1	1	4:51.288	2:49.761	50.936	1:10.591	96.9	4:51.288	8	1	2:41.370	44.595	48.677	1:08.098	186.5	24:37.993						
2	1	2:48.045	45.279	51.284	1:11.482	186.5	7:39.333	9	1	2:41.803	43.902	49.379	1:08.522	190.1	27:19.796						
3	1	2:54.041 B	43.644	49.160	1:21.237	199.3	10:33.374	10	1	2:43.012	44.183	48.832	1:09.997	191.8	30:02.808						
4	1	6:22.494	4:25.501	48.946	1:08.047	110.7	16:55.868	11 BMW 3.0 CSL 1972 1.Charles FIRMENICH TC2													
5	1	2:38.580	43.640	47.244	1:07.696	190.1	19:34.448	1	1	5:32.471	3:26.164	57.237	1:09.070	71.0	5:32.471						
6	1	2:38.264	43.955	47.648	1:06.661	188.8	22:12.712	2	1	2:43.412	45.368	50.447	1:07.597	189.1	8:15.883						
7	1	2:41.909	45.491	50.587	1:05.831	177.3	24:54.621	3	1	2:53.094 B	43.874	49.012	1:20.208	189.1	11:08.977						
8	1	2:48.738 B	43.128	47.109	1:18.501	200.0	27:43.359	4	1	4:20.147	2:22.988	49.929	1:07.230	109.3	15:29.124						
6 BMW 635 Csi 1983 1.Jean-Lou RIHON 2.Nick PADMORE Group A								5	1	2:37.763	42.960	48.354	1:06.449	194.6	18:06.887						
1	1	3:16.295	1:18.912	51.070	1:06.313	80.7	3:16.295	6	1	2:40.115	43.431	48.187	1:08.497	194.2	20:47.002						
2	1	2:36.753	43.298	46.923	1:06.532	195.3	5:53.048	7	1	2:46.661	43.774	55.042	1:07.845	192.9	23:33.663						
3	1	2:35.457	41.820	47.073	1:06.564	195.7	8:28.505	8	1	2:44.478	43.411	53.805	1:07.262	196.0	26:18.141						
4	1	2:33.845	42.212	46.419	1:05.214	193.5	11:02.350	9	1	2:53.136 B	42.970	47.603	1:22.563	195.7	29:11.277						
5	1	2:34.207	42.153	46.668	1:05.386	197.1	13:36.557	19 Ford Escort I RS 1600 1975 1.Jean-Luc BLANCHERMAIN TC2													
6	1	2:35.392	41.723	47.221	1:06.448	195.7	16:11.949	1	1	3:25.318	1:26.891	51.532	1:06.895	94.4	3:25.318						
7	1	2:44.363 B	42.230	46.735	1:15.398	195.7	18:56.312	2	1	2:33.797	42.259	46.309	1:05.229	201.1	5:59.115						
8	1	7:23.554	5:29.412	49.415	1:04.727	114.2	26:19.866	3	1	2:34.826	42.969	46.708	1:05.149	202.6	8:33.941						
9	1	2:33.355	41.844	46.786	1:04.725	197.1	28:53.221	4	1	2:33.949	42.680	46.313	1:04.956	200.7	11:07.890						
10	1	2:33.882	42.187	46.782	1:04.913	196.4	31:27.103	5	1	2:32.590	41.950	45.820	1:04.820	202.6	13:40.480						
7 Ford Capri RS 2600 1975 1.Carlo VÖGELE TC2								6	1	2:33.582	42.385	46.404	1:04.793	200.0	16:14.062						
1	1	6:53.377	4:48.357	54.085	1:10.935	65.0	6:53.377	7	1	2:31.522	41.702	45.693	1:04.127	203.0	18:45.584						
2	1	2:55.360 B	46.495	49.123	1:19.742	172.2	9:48.737	8	1	2:51.164 B	42.597	48.119	1:20.448	200.0	21:36.748						
3	1	6:11.746	4:13.008	48.547	1:10.191	109.8	16:00.483	22 BMW 3.0 CSL 1975 1.Emile BREITTMAYER TC2													
4	1	2:47.959 B	43.721	47.834	1:16.404	188.2	18:48.442	1	1	3:53.694	2:03.593	46.873	1:03.228	98.9	3:53.694						
5	1	4:43.296	2:31.175	1:04.685	1:07.436	115.0	23:31.738	2	1	2:29.044	42.601	44.631	1:01.812	200.4	6:22.738						
6	1	2:43.569	43.051	53.871	1:06.647	196.4	26:15.307	3	1	2:23.974	39.549	42.900	1:01.525	226.9	8:46.712						
7	1	2:36.154	42.611	47.447	1:06.096	193.9	28:51.461	4	1	2:35.705 B	39.404	43.061	1:13.240	228.3	11:22.417						
8	1	2:37.240	42.641	47.976	1:06.623	197.1	31:28.701	5	1	12:32.989	...	44.435	1:01.750	127.4	23:55.406						
9 Ford Capri RS 2600 1973 1.Thomas STUDER TC2								6	1	2:25.016	39.754	43.438	1:01.824	209.3	26:20.422						
1	1	4:53.802	2:48.215	54.620	1:10.967	92.1	4:53.802	27 BMW 2800 CS 1969 1.Pierre BESSE 2.Guillaume GOUBLE TC2													
2	1	2:43.124	43.304	50.328	1:09.492	198.5	7:36.926	1	2	5:35.733	3:13.008	1:02.465	1:20.260	98.3	5:35.733						
3	1	2:38.049	42.967	48.209	1:06.873	200.0	10:14.975	2	2	3:01.076	52.843	53.720	1:14.513	158.1	8:36.809						
4	1	2:47.970 B	42.447	47.559	1:17.964	201.1	13:02.945	3	2	2:51.583	46.278	51.867	1:13.438	177.9	11:28.392						
5	1	3:37.717	1:43.106	47.364	1:07.247	116.8	16:40.662	4	2	2:48.656	46.290	51.071	1:11.295	177.3	14:17.048						
6	1	2:36.298	43.127	46.878	1:06.293	198.2	19:16.960	5	2	5:49.376 B	45.349	50.453	4:13.574	180.3	20:06.424						
7	1	2:39.579	43.333	48.380	1:07.866	193.9	21:56.539	6	2	3:30.536	1:12.884	1:04.660	1:12.992	106.3	23:36.960						
8	1	2:36.956	42.774	47.505	1:06.677	201.9	24:33.495	7	2	3:20.726 B	45.796	54.475	1:40.455	174.2	26:57.686						

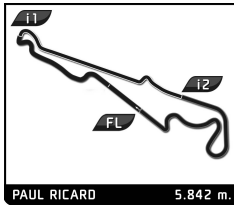


HERITAGE TOURING CUP
DIX MILLE TOURS
PRIVATE PRACTICE

Sector Analysis

Personal Best Session Best B Crossing the finish line in pit lane

Lap	D	Time	Sector 1	Sector 2	Sector 3	T. Spd	Elapsed	Lap	D	Time	Sector 1	Sector 2	Sector 3	T. Spd	Elapsed
30	BMW 3.0 CSL 1975 1.Dominique REINHARDT 2.Daniel REINHARDT							TC2							
1	1	3:27.826	1:21.064	53.413	1:13.349	76.5	3:27.826	1	2	3:23.769	1:26.519	51.555	1:05.695	88.5	3:23.769
2	1	2:43.379	46.032	47.898	1:09.449	153.2	6:11.205	2	2	2:30.215	41.371	45.795	1:03.049	206.5	5:53.984
3	1	2:37.608	42.821	47.321	1:07.466	181.5	8:48.813	3	2	2:44.232 B	42.363	47.021	1:14.848	186.9	8:38.216
4	1	2:35.044	42.719	46.649	1:05.676	190.8	11:23.857	4	1	5:32.707	3:32.756	50.550	1:09.401	86.9	14:10.923
5	1	2:52.340 B	44.748	47.636	1:19.956	165.9	14:16.197	5	1	2:41.347	44.425	49.805	1:07.117	176.8	16:52.270
6	2	7:40.050	5:24.079	59.879	1:16.092	82.6	21:56.247	6	1	2:39.308	43.172	47.980	1:08.156	194.2	19:31.578
7	2	3:37.080 B	55.445	1:01.426	1:40.209	145.7	25:33.327	7	1	2:39.406	44.794	47.140	1:07.472	177.9	22:10.984
31	Ford Escort RS 1600 1972 1.Wolf ZWEIFLER							TC2							
1	1	4:36.357				88.5	4:36.357	8	1	2:46.998	47.683	51.737	1:07.578	142.7	24:57.982
2	1	2:56.409	49.626	51.035	1:15.748	162.7	7:32.766	9	1	2:39.328	43.335	49.038	1:06.955	196.0	27:37.310
3	1	2:51.283	46.342	51.870	1:13.071		10:24.049	10	1	2:42.006	44.287	48.317	1:09.402	195.7	30:19.316
4	1	6:35.951 B			4:56.685		17:00.000								
5	1	3:52.287	1:45.057	51.933	1:15.297		20:52.287								
6	1	2:46.949	45.668	49.562	1:11.719		23:39.236								
7	1	2:52.435	46.051	53.740	1:12.644		26:31.671								
8	1	2:48.401	45.629	50.169	1:12.603	192.5	29:20.072								
9	1	2:46.735	45.333	49.001	1:12.401		32:06.807								
34	BMW 3.0 CSL 1973 1.Olivier BREITMAYER							TC2							
1	1	4:05.300	2:07.616	50.991	1:06.693	87.1	4:05.300								
2	1	2:32.572	42.036	45.647	1:04.889	212.2	6:37.872								
3	1	2:27.854	39.992	43.395	1:04.467	216.4	9:05.726								
4	1	2:38.264 B	39.557	43.068	1:15.639	217.7	11:43.990								
5	1	4:12.018	2:27.075	43.322	1:01.621	113.1	15:56.008								
6	1	2:25.254	40.866	43.396	1:00.992	217.7	18:21.262								
7	1	2:25.251	39.517	43.545	1:02.189	218.6	20:46.513								
8	1	2:25.409	39.537	44.806	1:01.066	218.2	23:11.922								
9	1	2:43.211 B	39.481	43.667	1:20.063	217.7	25:55.133								
10	1	4:36.478	2:48.977	43.659	1:03.842	117.6	30:31.611								
35	BMW 635 CSI 1985 1.Christian TRABER 2.Nicolas TRABER							Group A							
1	2	5:24.011	3:05.675	1:01.627	1:16.709	92.8	5:24.011								
2	2	3:25.217	57.808	1:05.990	1:21.419	135.2	8:49.228								
3	2	2:50.752	50.652	52.298	1:07.802	125.9	11:39.980								
4	2	2:34.699	42.686	47.026	1:04.987	194.2	14:14.679								
5	2	2:44.407 B	42.981	47.113	1:14.313	180.6	16:59.086								
6	1	4:57.532	2:59.210	48.764	1:09.558	101.2	21:56.618								
7	1	2:36.406	43.182	48.010	1:05.214	196.7	24:33.024								
8	1	2:35.869	42.385	47.506	1:05.978	200.4	27:08.893								
9	1	2:45.710	41.716	58.599	1:05.395	197.4	29:54.603								
10	1	2:33.724	43.140	46.102	1:04.482	198.9	32:28.327								
44	BMW 2002 TI 1970 1.Katrin BEHRENS							TC2							
1	1	4:19.265	2:03.294	59.836	1:16.135	91.1	4:19.265								
2	1	2:54.771	47.365	54.709	1:12.697	175.3	7:14.036								
3	1	3:00.576 B	46.701	52.605	1:21.270	173.9	10:14.612								
4	1	4:29.862	2:25.888	51.953	1:12.021	106.1	14:44.474								
5	1	2:46.467	45.226	50.991	1:10.250	176.2	17:30.941								
47	Ford Escort RS 1600 1972 1.Guy Fabrice MESTROT 2.Eric SECHAUD							TC2							
1	2	3:23.769	1:26.519	51.555	1:05.695	88.5	3:23.769								
2	2	2:30.215	41.371	45.795	1:03.049	206.5	5:53.984								
3	2	2:44.232 B	42.363	47.021	1:14.848	186.9	8:38.216								
4	1	5:32.707	3:32.756	50.550	1:09.401	86.9	14:10.923								
5	1	2:41.347	44.425	49.805	1:07.117	176.8	16:52.270								
6	1	2:39.308	43.172	47.980	1:08.156	194.2	19:31.578								
7	1	2:39.406	44.794	47.140	1:07.472	177.9	22:10.984								
8	1	2:46.998	47.683	51.737	1:07.578	142.7	24:57.982								
9	1	2:39.328	43.335	49.038	1:06.955	196.0	27:37.310								
10	1	2:42.006	44.287	48.317	1:09.402	195.7	30:19.316								
49	BMW 3.0 CSL 1975 1.Dominique GUENAT 2.Guillaume MAHE							TC2							
1	1	4:34.548	2:48.711	44.909	1:00.928	123.1	4:34.548								
2	1	2:22.945	39.967	43.117	59.861	222.2	6:57.493								
3	1	2:21.026	38.467	42.668	59.891	224.1	9:18.519								
4	1	3:47.501 B	39.692	43.932	2:23.877	225.0	13:06.020								
5	1	2:47.197	1:04.229	42.421	1:00.547	128.0	15:53.217								
6	1	2:20.441	38.470	42.053	59.918	225.0	18:13.658								
7	1	5:23.174 B	38.536	42.746	4:01.892	225.9	23:36.832								
8	1	3:03.744	1:12.844	47.125	1:03.775	77.6	26:40.576								
9	1	2:25.637	40.327	44.208	1:01.102	208.9	29:06.213								
10	1	2:24.158	39.471	43.266	1:01.421	218.2	31:30.371								
50	Ford Capri RS 3100 1975 1.Maxime GUENAT							TC2							
1	1	5:06.042	3:16.766	46.980	1:02.296	106.2	5:06.042								
2	1	2:27.505	39.693	43.063	1:04.749	216.9	7:33.547								
3	1	2:21.642	39.145	42.016	1:00.481	227.4	9:55.189								
4	1	2:22.824	39.132	42.374	1:01.318	225.9	12:18.013								
5	1	7:12.209 B	39.508	42.444	5:50.257	226.4	19:30.222								
6	1	2:46.072	56.869	47.826	1:01.377	130.3	22:16.294								
7	1	2:22.722	39.629	42.055	1:01.038	222.2	24:39.016								
8	1	2:23.006	39.258	42.537	1:01.211	227.4	27:02.022								
9	1	2:24.377	38.791	45.194	1:00.392	227.4	29:26.399								
10	1	2:21.253	39.174	42.050	1:00.029	226.4	31:47.652								
51	BMW 3.5 CSL 1975 1.Yvan MAHE							TC2							
1	1	4:12.582	2:17.792	48.358	1:06.432	109.4	4:12.582								
2	1	2:27.570	40.336	43.845	1:03.389	214.3	6:40.152								
3	1	2:24.680	39.933	42.539	1:02.208	225.5	9:04.832								
4	1	2:22.702	39.482	42.073	1:01.147	227.4	11:27.534								
5	1	6:16.965 B	42.590	47.586	4:46.789	220.9	17:44.499								
6	1	3:01.887	1:10.648	44.229	1:07.010	97.9	20:46.386								
7	1	2:27.202	40.677	44.339	1:02.186	203.8	23:13.588								
8	1	2:30.015	39.753	42.861	1:07.401	226.9	25:43.603								
9	1	2:23.138	39.432	42.411	1:01.295	228.8	28:06.741								
10	1	2:45.117	40.908	46.961	1:17.248	208.5	30:51.858								
52	Ford Capri RS 3100 Cologne 1973 1.Yves SCEMAMA							TC2							
1	1	4:43.964	2:54.698	45.846	1:03.420	101.2	4:43.964								
2	1	2:27.274	41.009	43.999	1:02.266	220.0	7:11.238								

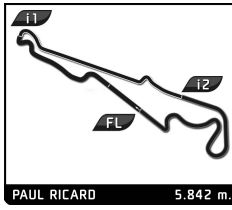


HERITAGE TOURING CUP
DIX MILLE TOURS
PRIVATE PRACTICE

Sector Analysis

■ Personal Best ■ Session Best B Crossing the finish line in pit lane

Lap	D	Time	Sector 1	Sector 2	Sector 3	T. Spd	Elapsed	Lap	D	Time	Sector 1	Sector 2	Sector 3	T. Spd	Elapsed
3	1	2:23.114	39.335	42.905	1:00.874	225.0	9:34.352	8	1	4:58.563 B	46.222	1:01.343	3:10.998	193.2	29:21.059
4	1	2:28.407	39.544	46.350	1:02.513	227.4	12:02.759	9	1	3:09.740	1:04.265	53.625	1:11.850	111.2	32:30.799
5	1	2:24.685	39.606	44.413	1:00.666	220.0	14:27.444	71 Ford Capri RS 2600 1971 TC2							
6	1	4:16.738 B	39.685	43.042	2:54.011	213.0	18:44.182	1.Norbert SCHMITZ-KOEP							
7	1	2:55.762	1:07.987	46.584	1:01.191	79.4	21:39.944	2.Juergen WESTPHAL							
8	1	2:22.986	39.118	42.870	1:00.998	227.4	24:02.930	1	1	5:19.185	2:55.766	59.956	1:23.463	92.2	5:19.185
9	1	2:29.957	40.400	48.538	1:01.019	205.3	26:32.887	2	1	3:10.681	52.303	57.786	1:20.592	166.9	8:29.866
10	1	2:23.859	40.544	42.610	1:00.705	231.3	28:56.746	3	1	3:11.825	52.016	58.361	1:21.448	169.0	11:41.691
11	1	3:48.367 B	39.276	43.747	2:25.344	228.8	32:45.113	4	1	3:10.621	51.656	56.770	1:22.195	163.4	14:52.312
								54 Ford Capri RS 3100 Cologne 1975 TC2							
								1.Dennis BUSCH							
								2.Marc BUSCH							
1	1	3:54.926	2:04.459	48.309	1:02.158	78.0	3:54.926	5	1	3:09.563	51.581	56.469	1:21.513	172.8	18:01.875
2	1	2:29.277	42.793	45.032	1:01.452	205.7	6:24.203	6	1	3:07.340	51.870	57.044	1:18.426	170.3	21:09.215
3	1	2:25.697	39.570	45.030	1:01.097	221.3	8:49.900	7	1	3:08.103	50.506	56.317	1:21.280	174.8	24:17.318
4	1	2:22.120	39.062	42.598	1:00.460	211.4	11:12.020	8	1	3:16.614	55.048	59.730	1:21.836	159.5	27:33.932
5	1	2:47.686 B	40.234	44.279	1:23.173	210.1	13:59.706	9	1	3:14.234	51.866	57.364	1:25.004	172.0	30:48.166
6	1	5:06.543	3:07.822	50.563	1:08.158	126.8	19:06.249	74 BMW 3.0 CSL 1975 TC2							
7	1	2:29.746	40.576	47.533	1:01.637	212.6	21:35.995	1.Michael KAMMERMANN							
8	1	2:33.348 B	39.854	43.243	1:10.251	199.3	24:09.343	2.Sebastian GLASER							
9	2	4:27.694	2:37.146	47.595	1:02.953	111.2	28:37.037	1	2	5:41.758	3:51.484	48.388	1:01.886	101.2	5:41.758
10	2	2:29.020	41.011	45.550	1:02.459	220.4	31:06.057	2	2	2:23.745	39.677	43.980	1:00.088	207.7	8:05.503
								60 Ford Capri RS 3100 Cologne 1974 TC2							
								1.Armand MILLE							
1	1	5:38.230	3:33.770	54.083	1:10.377	93.8	5:38.230	3	2	2:20.114	38.419	42.093	59.602	225.0	10:25.617
2	1	2:39.083	45.434	47.645	1:06.004	163.6	8:17.313	4	2	2:33.876 B	40.568	42.075	1:11.233	202.6	12:59.493
3	1	2:30.655	43.100	45.919	1:01.636	166.7	10:47.968	5	1	4:59.518	3:13.927	43.653	1:01.938	116.3	17:59.011
4	1	2:26.206	39.852	44.514	1:01.840	217.7	13:14.174	6	1	2:25.724	41.259	43.383	1:01.082	215.6	20:24.735
5	1	2:23.821	39.304	42.925	1:01.592	224.1	15:37.995	7	1	2:23.156	38.839	42.975	1:01.342	224.1	22:47.891
6	1	2:23.416	39.597	42.991	1:00.828	220.9	18:01.411	8	1	2:21.875	39.019	42.398	1:00.458	229.3	25:09.766
7	1	3:59.342 B	39.824	45.573	2:33.945	215.6	22:00.753	9	1	2:23.416	38.564	43.602	1:01.250	227.8	27:33.182
8	1	2:46.655	58.632	47.013	1:01.010	120.9	24:47.408	10	1	2:25.117	38.412	42.277	1:04.428	226.4	29:58.299
9	1	2:24.036	39.421	43.597	1:01.018	220.9	27:11.444	11	1	2:35.903 B	38.899	43.061	1:13.943	226.9	32:34.202
10	1	2:38.430	39.753	56.818	1:01.859	208.9	29:49.874	77 Ford Capri RS 2600 1973 TC2							
11	1	2:24.781	39.545	44.094	1:01.142	220.9	32:14.655	1.Conrad C. ULRICH							
								2.Conrad M. ULRICH							
1	1	5:00.151	2:58.601	51.618	1:09.932	96.9	5:00.151	2	1	2:42.710	45.074	49.446	1:08.190	191.8	7:42.861
2	1	2:42.710	45.074	49.446	1:08.190	191.8	7:42.861	3	1	2:42.091	45.095	47.384	1:09.612	181.2	10:24.952
3	1	2:42.091	45.095	47.384	1:09.612	181.2	10:24.952	4	1	2:47.342 B	45.304	49.373	1:12.665	174.2	13:12.294
4	1	2:47.342 B	45.304	49.373	1:12.665	174.2	13:12.294	5	2	5:33.068	3:29.090	52.743	1:11.235	94.1	18:45.362
5	2	5:33.068	3:29.090	52.743	1:11.235	94.1	18:45.362	6	2	2:47.365	46.679	50.980	1:09.706	164.1	21:32.727
6	2	2:47.365	46.679	50.980	1:09.706	164.1	21:32.727	7	2	2:46.976	45.948	50.703	1:10.325	170.9	24:19.703
7	2	2:46.976	45.948	50.703	1:10.325	170.9	24:19.703	8	2	2:52.002	48.032	53.687	1:10.283	166.7	27:11.705
8	2	2:52.002	48.032	53.687	1:10.283	166.7	27:11.705	9	2	2:50.866	45.996	53.989	1:10.881	168.2	30:02.571
9	2	2:50.866	45.996	53.989	1:10.881	168.2	30:02.571	81 Jaguar XJS Serie 1 1981 Group A							
								1.Tony FOUAN							
1	1	3:50.034	1:34.447	58.688	1:16.899	94.4	3:50.034	1	1	2:50.901	48.605	50.736	1:11.560	159.1	6:40.935
2	1	2:50.901	48.605	50.736	1:11.560	159.1	6:40.935	3	1	2:47.724	46.428	51.960	1:09.336	189.5	9:28.659
3	1	2:47.724	46.428	51.960	1:09.336	189.5	9:28.659	4	1	2:43.754	44.963	49.061	1:09.730	182.7	12:12.413
4	1	2:43.754	44.963	49.061	1:09.730	182.7	12:12.413	5	1	2:43.364	44.870	48.970	1:09.524	184.0	14:55.777
5	1	2:43.364	44.870	48.970	1:09.524	184.0	14:55.777	6	1	2:55.598 B	44.370	49.210	1:22.018	195.7	17:51.375
6	1	2:55.598 B	44.370	49.210	1:22.018	195.7	17:51.375	7	1	7:46.075	5:48.376	49.745	1:07.954	96.5	25:37.450
7	1	7:46.075	5:48.376	49.745	1:07.954	96.5	25:37.450	8	1	2:40.923	44.227	47.849	1:08.847	191.5	28:18.373
8	1	2:40.923	44.227	47.849	1:08.847	191.5	28:18.373	9	1	3:18.298	44.455	48.432	1:45.411	192.2	31:36.671
9	1	3:18.298	44.455	48.432	1:45.411	192.2	31:36.671	89 Ford Escort RS 1600 1975 TC2							
								1.Franco MEINERS							
1	1	3:34.669	1:35.532	51.772	1:07.365	101.7	3:34.669	1	1	2:33.675	41.738	46.566	1:05.371	210.1	6:08.344
2	1	2:33.675	41.738	46.566	1:05.371	210.1	6:08.344								



HERITAGE TOURING CUP
DIX MILLE TOURS
PRIVATE PRACTICE

Sector Analysis

■ Personal Best ■ Session Best ■ Crossing the finish line in pit lane

Lap	D	Time	Sector 1	Sector 2	Sector 3	T. Spd	Elapsed	Lap	D	Time	Sector 1	Sector 2	Sector 3	T. Spd	Elapsed
3	1	2:44.890	B 43.173	46.140	1:15.577	208.9	8:53.234	3	1	2:52.370	46.876	53.204	1:12.290	182.4	12:00.440
4	1	6:20.876	4:30.479	46.306	1:04.091	114.4	15:14.110	4	1	2:48.656	45.956	51.422	1:11.278	188.5	14:49.096
5	1	2:31.954	42.362	45.557	1:04.035	206.9	17:46.064	5	1	2:44.584	44.978	49.612	1:09.994	184.6	17:33.680
6	1	2:31.208	41.586	45.815	1:03.807	201.5	20:17.272	6	1	3:20.844	B 46.106	1:06.847	1:27.891	183.7	20:54.524
7	1	2:32.610	41.363	46.309	1:04.938	206.5	22:49.882	7	2	6:42.918	4:01.624	1:12.983	1:28.311	74.5	27:37.442
8	1	2:31.830	41.521	45.986	1:04.323	205.7	25:21.712	8	2	3:11.073	51.210	56.201	1:23.662	159.3	30:48.515
9	1	2:42.318	B 41.898	45.746	1:14.674	199.6	28:04.030								

90 Ford Escort RS 1600 1970 TC2
1.Carlos F. CRUZ
2.Filipe NOGUEIRA

1	1	4:42.462	2:31.859	54.894	1:15.709	90.4	4:42.462
2	1	2:52.550	47.371	51.145	1:14.034	184.6	7:35.012
3	1	2:48.615	46.338	50.215	1:12.062	189.1	10:23.627
4	1	2:49.844	45.951	51.604	1:12.289	186.5	13:13.471
5	1	3:00.755	B 45.455	49.715	1:25.585	184.3	16:14.226
6	2	5:56.779	3:46.628	55.114	1:15.037	76.8	22:11.005
7	2	2:49.955	46.694	51.913	1:11.348	173.4	25:00.960
8	2	2:46.214	45.687	49.579	1:10.948	194.6	27:47.174
9	2	2:50.877	46.786	52.285	1:11.806	181.5	30:38.051

91 Ford Capri RS 3100 1975 TC2
1.Marcus ANDERSON
2.Mark BLAIR

1	2	3:47.409	1:25.981	59.806	1:21.622	85.9	3:47.409
2	2	2:57.164	48.691	57.455	1:11.018	153.8	6:44.573
3	2	2:43.839	46.313	48.807	1:08.719	173.4	9:28.412
4	2	2:34.213	41.925	46.432	1:05.856	189.8	12:02.625
5	2	2:53.865	B 44.033	45.466	1:24.366	186.9	14:56.490
6	1	6:32.220	4:23.720	58.226	1:10.274	93.2	21:28.710
7	1	2:41.905	44.701	47.849	1:09.355	157.0	24:10.615
8	1	3:13.193	B 45.935	1:02.626	1:24.632	182.1	27:23.808

96 Ford Escort RS 1600 1974 TC2
1.Théodore MARIS
2.Achille MARIS

1	2	4:49.535	2:39.871	56.408	1:13.256	89.9	4:49.535
2	2	2:53.043	46.277	51.318	1:15.448	193.9	7:42.578
3	2	2:50.743	46.824	51.528	1:12.391	198.2	10:33.321
4	2	2:52.868	46.145	53.694	1:13.029	196.0	13:26.189
5	2	2:51.518	47.851	50.941	1:12.726	193.5	16:17.707
6	2	2:47.184	45.491	50.291	1:11.402	198.2	19:04.891
7	2	4:36.715	B 45.330	50.792	3:00.593	194.2	23:41.606
8	1	3:08.900	1:09.189	49.167	1:10.544	89.7	26:50.506
9	1	2:43.582	45.835	49.524	1:08.223	194.9	29:34.088
10	1	2:38.548	43.874	47.755	1:06.919	200.4	32:12.636

100 Ford Escort I RS 1600 1975 TC2
1.Didier GRUAU

1	1	3:53.968	1:59.216	48.816	1:05.936	93.7	3:53.968
2	1	2:37.881	44.647	48.474	1:04.760	192.5	6:31.849
3	1	3:30.813	B 41.203	45.652	2:03.958	201.9	10:02.662
4	1	6:34.187	B 58.634	58.898	4:36.655	123.4	16:36.849
5	1	2:56.420	1:05.627	47.192	1:03.601	95.9	19:33.269
6	1	3:52.202	B 41.133	45.566	2:25.503	204.5	23:25.471

121 Chevrolet Camaro SS 1971 TC2
1.John DOE
2.Henri DEBRUS

1	1	6:14.779	4:03.058	54.675	1:17.046	94.1	6:14.779
2	1	2:53.291	47.091	52.732	1:13.468	185.6	9:08.070

150 BMW 635 CSI 1983 Group A
1.Jeanne MILLE

1	1	5:59.869	3:32.014	1:04.594	1:23.261	94.3	5:59.869
2	1	3:10.441	53.009	57.800	1:19.632	149.2	9:10.310
3	1	3:10.834	52.562	59.067	1:19.205	166.7	12:21.144
4	1	5:10.697	B 52.208	57.023	3:21.466	165.1	17:31.841
5	1	3:21.329	1:06.870	56.362	1:18.097	104.1	20:53.170
6	1	2:59.657	49.354	54.285	1:16.018	168.2	23:52.827
7	1	2:59.707	49.880	54.262	1:15.565	167.7	26:52.534
8	1	2:59.626	49.615	55.523	1:14.488	179.1	29:52.160
9	1	2:57.253	48.438	53.688	1:15.127	180.3	32:49.413

177 Chevrolet Camaro II 1974 TC2
1.Eric BROUTIN
2.Benjamin de FORTIS

1	1	3:51.202	1:51.191	50.082	1:09.929	99.5	3:51.202
2	1	2:52.445	B 48.082	46.920	1:17.443	158.4	6:43.647
3	1	10:17.405	8:26.638	44.604	1:06.163	116.6	17:01.052
4	1	2:31.127	42.307	44.012	1:04.808	219.1	19:32.179
5	1	2:51.282	B 41.390	45.414	1:24.478	225.5	22:23.461

722 BMW 2002 TI 1971 TC2
1.Cornelius DORNIER

1	1	4:33.017	2:12.803	1:00.734	1:19.480	94.2	4:33.017
2	1	3:20.354	B 54.231	1:00.310	1:25.813	155.4	7:53.371
3	1	8:08.999	B 5:35.206	1:03.685	1:30.108	87.4	16:02.370
4	1	6:45.387	B 4:18.855	1:01.040	1:25.492	96.7	22:47.757