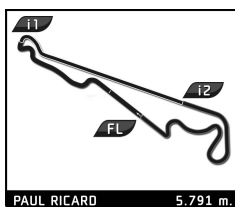


ENDURANCE RACING LEGENDS 2 - GT2
DIX MILLE TOURS
RACE 1

Sector Analysis

Personal Best							Session Best							B Crossing the finish line in pit lane																									
Lap	D	Time	Sector 1	Sector 2	Sector 3	T. Spd	Elapsed	Lap	D	Time	Sector 1	Sector 2	Sector 3	T. Spd	Elapsed	Lap	D	Time	Sector 1	Sector 2	Sector 3	T. Spd	Elapsed																
3 Ferrari 430 GT2 2009 1. Jason STUART-WRIGHT GT2C																																							
1	1	2:23.074	47.324	34.891	1:00.859		2:23.074	2	1	2:08.903	38.975	31.662	58.266	234.3	4:23.292	3	1	2:07.796	37.643	31.417	58.736	231.8	6:31.088																
2	1	2:13.160	39.773	33.695	59.692	237.4	4:36.234	4	1	2:08.666	40.053	31.591	57.022	235.8	8:39.754	5	1	2:05.440	37.045	31.604	56.791	236.8	10:45.194																
3	1	2:12.357	38.956	32.899	1:00.502	232.3	6:48.591	6	1	2:05.609	37.436	31.637	56.536	237.9	12:50.803	7	1	2:07.790	37.598	33.021	57.171	237.9	14:58.593																
4	1	2:12.115	38.388	32.672	1:01.055	237.4	9:00.706	8	1	2:08.925	38.359	32.124	58.442	238.4	17:07.518	9	1	2:13.047	37.740	31.751	1:03.556	236.3	19:20.565																
5	1	2:09.759	38.316	32.283	59.160	236.3	11:10.465	10	1	4:23.006	2:53.999	31.805	57.202	127.1	23:43.571	11	1	2:06.281	37.073	31.870	57.338	235.3	25:49.852																
6	1	2:13.737	38.476	34.424	1:00.837	238.4	13:24.202	12	1	2:05.913	37.056	31.600	57.257	236.8	27:55.765	13	1	2:34.641	37.216	39.712	1:17.713	236.8	30:30.406																
7	1	3:03.525	1:02.437	40.792	1:20.296	236.8	16:27.727																																
12 Porsche 993 GT2 1996 1. Henrique GEMPERLE GT2A 2. Marc de SIEBENTHAL																																							
1	1	2:26.473	47.181	34.657	1:04.635		2:26.473	1	1	2:09.263	39.644	31.860	57.759		2:09.263	2	1	2:05.356	36.839	31.893	56.624	234.3	4:14.619																
2	1	2:19.117	43.469	34.761	1:00.887	207.7	4:45.590	3	1	2:04.900	36.632	31.618	56.650	241.6	6:19.519	4	1	2:04.386	36.279	31.679	56.428	241.6	8:23.905																
3	1	2:14.880	40.305	33.663	1:00.912	225.5	7:00.470	5	1	2:05.259	36.707	31.678	56.874	242.2	10:29.164	6	1	2:05.204	36.370	31.857	56.977	243.2	12:34.368																
4	1	2:13.409	39.739	33.517	1:00.153	225.5	9:13.879	7	1	2:04.540	36.653	31.727	56.160	241.6	14:38.908	8	1	2:03.937	36.395	31.545	55.997	241.6	16:42.845																
5	1	2:12.200	38.973	33.239	59.988	229.3	11:26.079	9	1	2:04.554	36.533	31.747	56.274	243.2	18:47.399	10	1	2:04.710	36.601	31.788	56.321	243.8	20:52.109																
6	1	2:11.775	39.113	33.118	59.544	227.4	13:37.854	11	1	2:14.298	36.736	31.887	1:05.675	243.2	23:06.407	12	1	4:21.964	2:54.325	31.516	56.123	138.5	27:28.371																
7	1	2:12.919	40.400	33.308	59.211	227.8	15:50.773	13	1	2:03.959	36.260	31.663	56.036	243.8	29:32.330	14	1	2:04.056	36.311	31.668	56.077	243.8	31:36.386																
8	1	4:15.648	38.894	33.217	3:03.537	227.8	20:06.421	15	1	2:03.774	36.298	31.444	56.032	243.8	33:40.160	16	1	2:04.653	36.918	31.709	56.026	245.5	35:44.813																
9	1	2:32.613	1:00.143	33.700	58.770	125.3	22:39.034	17	1	2:04.108	36.758	31.576	55.774	244.9	37:48.921	18	1	2:03.750	35.980	31.596	56.174	244.9	39:52.671																
10	1	2:11.046	38.566	33.412	59.068	227.4	24:50.080	19	1	2:02.802	35.998	31.220	55.584	246.0	41:55.473																								
11	1	2:11.885	38.661	33.220	1:00.004	227.8	27:01.965																																
12	1	2:10.709	38.835	33.148	58.726	228.8	29:12.674																																
13	1	2:12.915	38.658	33.134	1:01.123	228.3	31:25.589																																
14	1	2:11.393	39.752	33.351	58.290	227.8	33:36.982																																
15	1	2:11.877	39.263	33.338	59.276	229.3	35:48.859																																
16	1	2:10.010	38.404	33.062	58.544	229.3	37:58.869																																
17	1	2:09.627	38.390	32.939	58.298	230.8	40:08.496																																
18	1	2:10.997	38.449	32.897	59.651	230.3	42:19.493																																
13 Ferrari F430 GTC 2009 1. Shaun LYNN GT2C 2. Maxwell LYNN																																							
1	1	2:21.653	46.243	34.983	1:00.427		2:21.653	1	1	2:15.140	44.093	32.583	58.464		2:15.140	2	1	2:08.646	38.592	31.651	58.403	239.5	4:23.786																
2	1	2:13.491	40.609	33.649	59.233	230.3	4:35.144	3	1	2:08.395	38.778	31.954	57.663	235.8	6:32.181	4	1	2:10.032	40.766	31.508	57.758	241.1	8:42.213																
3	1	2:10.473	38.953	32.806	58.714	232.3	6:45.617	5	1	2:06.795	37.902	31.577	57.316	240.0	10:49.008	6	1	2:07.074	37.241	31.908	57.925	240.5	12:56.082																
4	1	2:11.224	39.185	33.387	58.652	231.8	8:56.841	7	1	2:08.077	37.466	31.658	58.953	240.0	15:04.159	8	1	2:07.512	38.100	31.548	57.864	235.3	17:11.671																
5	1	2:09.324	38.808	32.643	57.873	226.4	11:06.165	9	1	2:07.953	37.982	31.684	58.287	235.3	19:19.624	10	1	2:20.433	38.482	33.288	1:08.663	238.4	21:40.057																
6	1	2:08.217	38.217	32.692	57.308	229.8	13:14.382	11	1	4:27.819	2:55.036	32.676	1:00.107	125.6	26:07.876	12	1	2:11.121	38.598	32.503	1:00.020	237.4	28:18.997																
7	1	2:09.504	38.702	33.084	57.718	230.3	15:23.886	13	1	2:09.962	38.100	33.113	58.749	237.9	30:28.959	14	1	2:08.279	37.749	32.153	58.377	238.9	32:37.238																
8	1	2:08.426	38.131	32.988	57.307	230.8	17:32.312	15	1	2:09.716	38.328	32.709	58.679	239.5	34:46.954	16	1	2:08.387	37.787	32.236	58.364	239.5	36:55.341																
9	1	2:07.068	37.631	32.473	56.964	230.8	19:39.380	17	1	2:06.632	37.689	31.926	57.017	233.8	39:01.973	18	1	2:10.240	40.273	32.554	57.413	230.8	41:12.213																
10	1	2:14.337	37.732	32.413	1:04.192	230.3	21:53.717	19	1	2:12.091	38.022	31.918	1:02.151	238.9	43:24.304																								
11	2	4:28.547	2:58.414	32.210	57.923	140.8	26:22.264																																
12	2	2:06.673	37.312	31.867	57.494	233.3	28:28.937																																
13	2	2:06.382	37.684	31.871	56.827	232.3	30:35.319																																
14	2	2:05.758	37.029	31.794	56.935	233.3	32:41.077																																
15	2	2:06.180	37.455	32.368	56.357	234.3	34:47.257																																
16	2	2:07.130	38.172	32.114	56.844	232.8	36:54.387																																
17	2	2:06.308	36.967	32.080	57.261	233.3	39:00.695																																
18	2	2:06.561	38.121	32.135	56.305	225.9	41:07.256																																
19	2	2:06.612	38.100	31.975	56.537	233.3	43:13.868																																
16 Porsche 997 GT3 RSR 2007 1. Marc DEVIS GT2C																																							
1	1	2:14.389	43.124	32.301	58.964		2:14.389																																

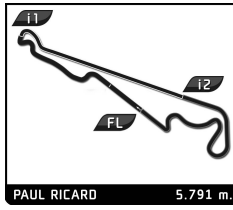


ENDURANCE RACING LEGENDS 2 - GT2
DIX MILLE TOURS
RACE 1

Sector Analysis

Personal Best Session Best B Crossing the finish line in pit lane

Lap	D	Time	Sector 1	Sector 2	Sector 3	T. Spd	Elapsed	Lap	D	Time	Sector 1	Sector 2	Sector 3	T. Spd	Elapsed	
35	Porsche 993 GT2 Evo 1999 1. Paul MCLEAN							GT2A	11	2	2:11.776	39.292	32.960	59.524	223.6	30:51.617
1	1	2:12.140	42.551	31.787	57.802		2:12.140	12	2	2:11.063	39.091	32.966	59.006	223.6	33:02.680	
2	1	2:07.728	38.079	31.386	58.263	246.0	4:19.868	13	2	2:10.416	38.792	32.807	58.817	229.8	35:13.096	
3	1	2:07.208	37.635	31.651	57.922	243.8	6:27.076	14	2	2:12.356	38.831	32.983	1:00.542	233.8	37:25.452	
4	1	2:06.302	37.510	31.515	57.277	244.9	8:33.378	15	2	2:10.112	38.643	32.836	58.633	234.3	39:35.564	
5	1	2:06.339	37.127	31.425	57.787	245.5	10:39.717	16	2	2:09.821	38.343	32.512	58.966	234.3	41:45.385	
6	1	2:08.306	37.941	31.778	58.587	245.5	12:48.023									
7	1	2:08.715	38.685	31.753	58.277	242.2	14:56.738	48	Ferrari F430 GTC Evo 2009 1. Philip KADOORIE							
8	1	4:09.896 B	37.594	31.558	3:00.744	242.7	19:06.634	1	1	2:21.961	48.689	33.979	59.293		2:21.961	
9	1	2:32.699	1:03.052	31.723	57.924	140.3	21:39.333	2	1	2:10.571	39.647	34.096	56.828	232.8	4:32.532	
10	1	2:07.268	37.154	31.470	58.644	244.9	23:46.601	3	1	2:07.355	38.273	32.173	56.909	234.3	6:39.887	
11	1	2:07.471	37.614	31.439	58.418	245.5	25:54.072	4	1	2:05.343	36.761	32.309	56.273	233.3	8:45.230	
12	1	2:07.705	37.416	31.714	58.575	244.9	28:01.777	5	1	2:04.945	36.894	31.845	56.206	233.3	10:50.175	
13	1	2:07.941	37.400	31.766	58.775	244.9	30:09.718	6	1	2:04.539	36.585	31.885	56.069	234.3	12:54.714	
14	1	2:07.357	37.258	31.734	58.365	244.3	32:17.075	7	1	2:04.285	36.592	31.685	56.008	233.3	14:58.999	
15	1	2:09.178	38.413	31.766	58.999	244.9	34:26.253	8	1	2:07.702	37.995	32.357	57.350	236.8	17:06.701	
16	1	2:07.074	37.518	31.428	58.128	245.5	36:33.327	9	1	2:04.169	36.399	31.675	56.095	232.8	19:10.870	
17	1	2:09.138	38.319	31.808	59.011	245.5	38:42.465	10	1	2:13.280 B	37.124	31.999	1:04.157	233.3	21:24.150	
18	1	2:08.057	37.695	31.927	58.435	245.5	40:50.522	11	1	4:31.606	3:04.004	31.871	55.731	144.2	25:55.756	
19	1	2:10.970	38.312	32.409	1:00.249	241.6	43:01.492	12	1	2:04.732	36.781	31.546	56.405	233.8	28:00.488	
								13	1	2:04.327	36.419	32.064	55.844	233.3	30:04.815	
36	Porsche 993 GT2 1997 1. Mark SUMPTER							GT2A	14	1	2:04.834	36.943	31.830	56.061	233.3	32:09.649
1	1	2:18.208	45.400	33.855	58.953		2:18.208	15	1	2:05.161	36.505	31.772	56.884	233.3	34:14.810	
2	1	2:10.949	38.659	32.963	59.327	236.8	4:29.157	16	1	2:04.633	36.790	31.990	55.853	231.8	36:19.443	
3	1	2:10.377	38.369	32.776	59.232	235.3	6:39.534	17	1	2:03.742	36.298	31.827	55.617	233.3	38:23.185	
4	1	2:08.721	38.211	32.323	58.187	237.4	8:48.255	18	1	2:03.984	36.493	31.825	55.666	233.3	40:27.169	
5	1	2:08.825	38.113	32.664	58.048	237.4	10:57.080	19	1	2:03.876	36.552	31.857	55.467	233.3	42:31.045	
6	1	2:08.474	37.720	32.748	58.006	237.9	13:05.554									
7	1	2:09.950	38.129	32.577	59.244	236.3	15:15.504	49	Porsche 996 GT3-R 2001 1. Lars ROLNER 2. Andreas ROLNER							
8	1	2:08.673	37.777	32.792	58.104	236.3	17:24.177	1	1	2:28.042	48.058	35.762	1:04.222		2:28.042	
9	1	2:23.390 B	38.169	32.366	1:12.855	237.9	19:47.567	2	1	2:17.738	42.563	34.282	1:00.893	214.7	4:45.780	
10	1	4:21.395	2:50.445	32.450	58.500	141.9	24:08.962	3	1	2:15.030	40.553	33.445	1:01.032	225.0	7:00.810	
11	1	2:09.844	38.028	32.698	59.118	236.8	26:18.806	4	1	2:14.900	41.294	34.174	59.432	209.3	9:15.710	
12	1	2:09.084	37.932	32.311	58.841	237.9	28:27.890	5	1	2:14.211	39.420	34.074	1:00.717	222.7	11:29.921	
13	1	2:09.370	38.025	32.415	58.930	235.3	30:37.260	6	1	2:14.821	39.684	33.974	1:01.163	218.6	13:44.742	
14	1	2:09.676	38.430	32.467	58.779	238.9	32:46.936	7	1	2:15.849	41.000	34.589	1:00.260	219.1	16:00.591	
15	1	2:08.693	38.007	32.377	58.309	238.9	34:55.629	8	1	2:14.876	39.946	34.312	1:00.618	220.0	18:15.467	
16	1	2:08.371	37.811	32.323	58.237	239.5	37:04.000	9	1	2:28.806 B	41.612	34.556	1:12.638	206.1	20:44.273	
17	1	2:09.019	37.961	32.481	58.577	238.9	39:13.019	10	2	4:44.206	3:05.080	35.789	1:03.337	123.0	25:28.479	
18	1	2:08.476	37.827	32.522	58.127	238.9	41:21.495	11	2	2:15.822	40.183	34.277	1:01.362	217.7	27:44.301	
19	1	2:09.251	37.789	32.340	59.122	236.8	43:30.746	12	2	2:14.552	39.824	33.895	1:00.833	220.4	29:58.853	
								13	2	2:15.174	39.990	33.856	1:01.328	220.0	32:14.027	
38	Porsche 997 GT3 RSR 2007 1. Dominique GUENAT 2. Maxime GUENAT							GT2C	14	2	2:15.296	39.999	34.086	1:01.211	221.3	34:29.323
1	1	2:19.233	46.268	34.053	58.912		2:19.233	15	2	2:15.994	39.924	34.262	1:01.808	221.3	36:45.317	
2	1	4:48.146 B	1:07.009	39.625	3:01.512	238.9	7:07.379	16	2	2:15.018	39.746	34.060	1:01.212	220.4	39:00.335	
3	2	2:28.126	56.044	33.055	59.027	141.0	9:35.505	17	2	2:16.097	41.488	34.127	1:00.482	183.4	41:16.432	
4	2	2:10.996	38.647	32.470	59.879	235.8	11:46.501	18	2	2:16.068	40.392	34.071	1:01.605	204.2	43:32.500	
5	2	2:11.074	39.075	32.583	59.416	233.3	13:57.575									
6	2	2:10.007	38.445	32.348	59.214	235.3	16:07.582	59	Porsche 993 GT2 Evo 1999 1. Rémi TERRAIL							
7	2	2:09.361	38.316	32.205	58.840	234.8	18:16.943	1	1	2:20.100	45.880	34.402	59.818		2:20.100	
8	2	4:20.749 B	39.153	32.214	3:09.382	235.3	22:37.692	2	1	2:12.130	39.098	33.736	59.296	233.3	4:32.230	
9	2	3:47.815	2:08.593	35.727	1:03.495	50.7	26:25.507	3	1	2:10.402	38.879	32.847	58.676	233.8	6:42.632	
10	2	2:14.334	40.121	33.373	1:00.840	220.9	28:39.841	4	1	2:10.800	38.938	33.154	58.708	234.8	8:53.432	
								5	1	2:09.597	38.312	32.422	58.863	232.3	11:03.029	



ENDURANCE RACING LEGENDS 2 - GT2
DIX MILLE TOURS
RACE 1

Sector Analysis

Legend: ■ Personal Best ■ Session Best **B** Crossing the finish line in pit lane

Lap	D	Time	Sector 1	Sector 2	Sector 3	T. Spd	Elapsed
6	1	2:08.960	37.835	32.429	58.696	233.8	13:11.989
7	1	2:08.643	38.186	32.396	58.061	224.5	15:20.632
8	1	2:08.281	37.664	32.242	58.375	232.8	17:28.913
9	1	2:08.055	37.947	32.083	58.025	232.3	19:36.968
10	1	2:16.002	38.001	32.233	1:05.768	232.3	21:52.970
11	1	4:28.259	2:57.678	32.265	58.316	138.8	26:21.229
12	1	2:08.222	37.581	32.219	58.422	234.3	28:29.451
13	1	2:08.008	37.739	32.093	58.176	237.4	30:37.459
14	1	2:08.208	37.569	32.344	58.295	239.5	32:45.667
15	1	2:07.597	37.708	32.055	57.834	234.3	34:53.264
16	1	2:08.181	37.920	32.201	58.060	227.8	37:01.445
17	1	2:08.736	38.063	32.220	58.453	233.3	39:10.181
18	1	2:09.646	37.923	32.756	58.967	233.3	41:19.827
19	1	2:09.111	37.927	32.565	58.619	235.8	43:28.938

63 Chevrolet Corvette C6 ZR1 2010
GT2C
1. John EMBERSON
2. Nigel GREENSALL

1	1	2:13.950	42.188	32.608	59.154		2:13.950
2	1	2:07.548	38.254	32.424	56.870	224.5	4:21.498
3	1	2:09.162	38.270	32.257	58.635	211.8	6:30.660
4	1	2:09.607	40.013	32.180	57.414	226.4	8:40.267
5	1	2:05.882	37.432	32.040	56.410	232.3	10:46.149
6	1	2:05.787	37.645	31.850	56.292	233.3	12:51.936
7	1	2:07.637	37.231	32.281	58.125	233.8	14:59.573
8	1	2:07.396	38.000	32.155	57.241	231.3	17:06.969
9	1	4:39.429	54.646	32.015	3:12.768	219.5	21:46.398
10	2	2:24.489	58.562	31.296	54.631	136.0	24:10.887
11	2	2:04.426	37.684	31.856	54.886	234.8	26:15.313
12	2	2:02.842	35.762	31.380	55.700	234.8	28:18.155
13	2	2:02.806	35.796	31.362	55.648	234.3	30:20.961
14	2	2:01.838	35.668	31.374	54.796	233.8	32:22.799
15	2	2:01.622	35.662	31.275	54.685	233.8	34:24.421
16	2	2:02.592	36.297	31.462	54.833	235.3	36:27.013
17	2	2:01.035	35.591	31.332	54.112	234.8	38:28.048
18	2	2:09.650	35.496	31.347	1:02.807	234.8	40:37.698
19	2	2:02.009	36.148	31.492	54.369	228.8	42:39.707

70 Porsche 997 GT3 RSR 2007
GT2C
1. Paul PHILLIPS

1	1	2:26.877	49.504	34.481	1:02.892		2:26.877
2	1	2:16.837	41.328	33.703	1:01.806	214.3	4:43.714
3	1	2:16.728	40.393	33.206	1:03.129	221.8	7:00.442
4	1	2:17.104	41.294	33.554	1:02.256	211.8	9:17.546
5	1	2:14.267	40.176	32.923	1:01.168	213.4	11:31.813
6	1	2:14.649	40.080	33.244	1:01.325	223.6	13:46.462
7	1	2:26.949	41.631	33.302	1:12.016	199.3	16:13.411
8	1	4:35.376	3:00.608	33.562	1:01.206	126.5	20:48.787
9	1	2:14.819	40.424	33.178	1:01.217	231.3	23:03.606
10	1	2:13.560	39.961	32.953	1:00.646	201.1	25:17.166
11	1	2:13.665	39.796	32.993	1:00.876	230.3	27:30.831
12	1	2:15.406	40.074	32.802	1:02.530	230.8	29:46.237
13	1	2:13.847	39.906	32.908	1:01.033	227.4	32:00.084
14	1	2:14.827	39.848	33.146	1:01.833	230.3	34:14.911
15	1	2:16.295	40.181	33.521	1:02.593	230.8	36:31.206
16	1	2:16.973	41.350	33.322	1:02.301	227.8	38:48.179
17	1	2:18.063	40.863	33.910	1:03.290	235.3	41:06.242
18	1	2:17.658	41.301	33.595	1:02.762	205.7	43:23.900

75 Porsche 997 GT3 RSR 2009
GT2C
1. Lee MAXTED-PAGE
2. Raymond NARAC

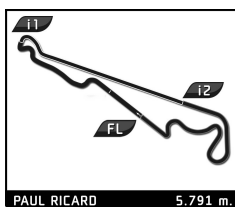
1	1	2:16.889	44.211	33.105	59.573		2:16.889
2	1	2:13.333	39.261	32.830	1:01.242	233.8	4:30.222
3	1	2:12.048	39.692	32.570	59.786	230.8	6:42.270
4	1	2:30.197	38.831	50.587	1:00.779	233.3	9:12.467
5	1	2:12.598	39.679	32.933	59.986	234.3	11:25.065
6	1	2:11.274	38.915	32.641	59.718	233.8	13:36.339
7	1	2:23.630	41.146	33.194	1:09.290	234.3	15:59.969
8	2	4:20.096	2:52.141	31.816	56.139	144.8	20:20.065
9	2	2:04.311	36.696	31.969	55.646	233.8	22:24.376
10	2	2:03.585	36.207	31.709	55.669	233.8	24:27.961
11	2	2:04.623	36.459	31.943	56.221	234.3	26:32.584
12	2	2:03.831	36.331	31.509	55.991	234.8	28:36.415
13	2	2:03.395	36.397	31.685	55.313	233.3	30:39.810
14	2	2:03.815	36.304	32.093	55.418	235.3	32:43.625
15	2	2:04.895	38.060	31.534	55.301	235.8	34:48.520
16	2	2:04.829	37.237	31.718	55.874	236.3	36:53.349
17	2	2:03.755	36.249	31.593	55.913	235.8	38:57.104
18	2	2:03.223	36.184	31.659	55.380	235.3	41:00.327
19	2	2:03.546	36.303	31.606	55.637	234.3	43:03.873

76 Porsche 996 GT3-RSR 2006
GT2C
1. Jean-Lou RIHON
2. Nick PADMORE

1	1	2:20.934	45.300	35.245	1:00.389		2:20.934
2	1	2:14.024	40.265	34.072	59.687	236.8	4:34.958
3	1	2:14.262	40.797	33.120	1:00.345	238.4	6:49.220
4	1	2:12.374	39.739	33.178	59.457	236.8	9:01.594
5	1	2:11.506	39.270	32.806	59.430	234.3	11:13.100
6	1	2:12.359	39.238	32.769	1:00.352	236.8	13:25.459
7	1	2:13.884	40.689	33.159	1:00.036	237.9	15:39.343
8	1	2:12.089	39.135	32.996	59.958	236.8	17:51.432
9	1	2:26.058	40.457	33.025	1:12.576	227.8	20:17.490
10	2	4:43.845	3:13.450	32.252	58.143	145.9	25:01.335
11	2	2:07.667	38.154	32.236	57.277	230.3	27:09.002
12	2	2:05.974	37.383	31.850	56.741	235.8	29:14.976
13	2	2:07.874	37.626	31.973	58.275	238.9	31:22.850
14	2	2:05.887	37.418	31.953	56.516	238.9	33:28.737
15	2	2:05.484	37.330	31.930	56.224	238.4	35:34.221
16	2	2:04.834	37.008	31.752	56.074	239.5	37:39.055
17	2	2:04.640	36.971	31.605	56.064	238.9	39:43.695
18	2	2:06.011	37.236	31.723	57.052	238.4	41:49.706
19	2	2:05.472	37.415	31.615	56.442	237.9	43:55.178

84 Porsche 996 GT3-RS 2001
GT2B
1. Théodore MARIS
2. Achille MARIS

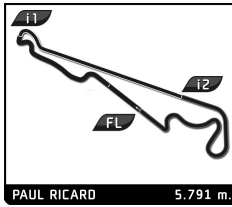
1	1	2:26.233	47.526	35.119	1:03.588		2:26.233
2	1	2:12.099	39.303	33.719	59.077	228.8	4:38.332
3	1	2:11.494	38.582	33.286	59.626	227.8	6:49.826
4	1	2:10.112	38.300	33.256	58.556	222.7	8:59.938
5	1	2:09.905	37.856	33.208	58.841	227.4	11:09.843
6	1	2:13.355	38.628	34.829	59.898	227.8	13:23.198
7	1	2:28.838	55.459	34.199	59.180	223.6	15:52.036
8	1	2:10.427	38.401	32.755	59.271	228.3	18:02.463
9	1	4:23.407	38.567	32.771	3:12.069	227.8	22:25.870
10	2	2:36.667	1:00.332	34.867	1:01.468	117.9	25:02.537



ENDURANCE RACING LEGENDS 2 - GT2
DIX MILLE TOURS
RACE 1

Sector Analysis

							■ Personal Best ■ Session Best ■ Crossing the finish line in pit lane													
Lap	D	Time	Sector 1	Sector 2	Sector 3	T. Spd	Elapsed	Lap	D	Time	Sector 1	Sector 2	Sector 3	T. Spd	Elapsed					
11	2	2:13.249	39.100	33.955	1:00.194	220.0	27:15.786	6	1	2:16.610	40.789	34.552	1:01.269	222.2	14:02.488					
12	2	2:21.509	46.146	34.876	1:00.487	224.5	29:37.295	7	1	2:15.764	39.974	34.479	1:01.311	223.6	16:18.252					
13	2	2:14.797	39.005	34.101	1:01.691	224.5	31:52.092	8	1	2:16.012	40.269	34.433	1:01.310	223.1	18:34.264					
14	2	2:14.076	39.686	33.842	1:00.548	224.1	34:06.168	9	1	4:58.997 B	40.668	34.746	3:43.583	220.4	23:33.261					
15	2	2:14.395	39.873	33.839	1:00.683	223.1	36:20.563	10	2	2:29.624	57.806	33.136	58.682	134.8	26:02.885					
16	2	2:14.152	39.510	33.948	1:00.694	225.0	38:34.715	11	2	2:09.594	38.540	33.233	57.821	214.7	28:12.479					
17	2	2:12.369	38.845	33.714	59.810	225.5	40:47.084	12	2	2:09.878	37.752	33.226	58.900	224.1	30:22.357					
18	2	2:26.818	39.596	34.046	1:13.176	224.5	43:13.902	13	2	2:09.562	38.212	33.215	58.135	223.6	32:31.919					
95		Ferrari 430 GT2 2009					GT2C		14		2	2:09.121	38.010	33.356	57.755	223.6	34:41.040			
		1. François PERRODO							15		2	2:09.057	38.079	33.527	57.451	220.9	36:50.097			
1	1	2:11.192	40.907	32.961	57.324		2:11.192	16	2	2:10.210	37.861	33.675	58.674	221.3	39:00.307					
2	1	2:06.557	37.119	32.185	57.253	232.8	4:17.749	17	2	2:11.209	39.120	33.675	58.414	220.0	41:11.516					
3	1	2:05.622	36.995	32.038	56.589	231.8	6:23.371	18	2	2:13.160	38.053	34.127	1:00.980	224.5	43:24.676					
4	1	2:05.044	37.102	31.858	56.084	235.3	8:28.415								103		Porsche 993 GT2 Evo 1999		GT2A	
5	1	2:04.729	36.664	31.829	56.236	235.3	10:33.144								1. Olivier PIQUET					
6	1	2:04.517	36.732	31.883	55.902	235.3	12:37.661	1	1	2:28.762	50.131	34.720	1:03.911		2:28.762					
7	1	2:04.078	36.479	31.874	55.725	235.8	14:41.739	2	1	2:19.370	42.563	35.000	1:01.807	216.0	4:48.132					
8	1	2:03.624	36.365	31.799	55.460	235.8	16:45.363	3	1	2:17.432	40.442	34.548	1:02.442	226.4	7:05.564					
9	1	2:04.003	35.828	32.082	56.093	236.8	18:49.366	4	1	2:19.106	40.232	35.734	1:03.140	221.8	9:24.670					
10	1	2:04.139	36.689	31.822	55.628	236.8	20:53.505	5	1	2:28.427	42.638	37.413	1:08.376	217.3	11:53.097					
11	1	2:13.528 B	36.539	32.360	1:04.629	236.3	23:07.033	6	1	5:29.846 B	44.768	39.255	4:05.823	188.2	17:22.943					
12	1	4:25.406	2:56.764	31.881	56.761	144.2	27:32.439								115		Ferrari F430 GTC 2008		GT2C	
13	1	2:03.964	36.600	31.681	55.683	236.3	29:36.403								1. Mathias DEVIS					
14	1	2:03.075	36.240	31.641	55.194	235.8	31:39.478	1	1	2:18.488	45.641	34.266	58.581		2:18.488					
15	1	2:03.247	36.306	31.745	55.196	237.4	33:42.725	2	1	2:48.977			58.648	235.3	5:07.465					
16	1	2:03.840	36.163	32.083	55.594	237.4	35:46.565	3	1	2:09.842	38.299	32.964	58.579	232.3	7:17.307					
17	1	2:02.899	36.077	31.477	55.345	237.4	37:49.464	4	1	2:10.157	38.238	32.716	59.203	233.8	9:27.464					
18	1	2:04.062	36.024	31.367	56.671	237.9	39:53.526	5	1	2:11.375	38.926	33.030	59.419	230.3	11:38.839					
19	1	2:02.910	36.047	31.515	55.348	238.4	41:56.436	6	1	2:09.612	38.519	32.611	58.482	232.8	13:48.451					
									7	1	2:19.477 B	40.250	33.175	1:06.052	225.5	16:07.928				
97		Marcos LM500 1994					GT2A		8	1	4:23.760	2:53.328	32.817	57.615	117.5	20:31.688				
		1. Stephen KEATING							9	1	2:10.114	38.685	33.783	57.646	232.3	22:41.802				
1	1	2:52.697	1:06.820	40.038	1:05.839		2:52.697	10	1	2:08.949	38.168	32.657	58.124	234.3	24:50.751					
2	1	2:30.758	44.153	39.458	1:07.147	182.7	5:23.455	11	1	2:09.136	38.499	32.750	57.887	231.3	26:59.887					
3	1	2:28.652	43.132	39.700	1:05.820	180.6	7:52.107	12	1	2:07.252	37.428	32.249	57.575	232.8	29:07.139					
4	1	2:29.568	43.833	39.923	1:05.812	181.8	10:21.675	13	1	2:08.348	37.849	32.334	58.165	233.8	31:15.487					
5	1	2:28.865	43.230	39.945	1:05.690	180.3	12:50.540	14	1	2:06.944	37.507	32.267	57.170	233.8	33:22.431					
6	1	2:29.844	43.451	39.704	1:06.689	180.6	15:20.384	15	1	2:06.606	37.670	32.093	56.843	233.3	35:29.037					
7	1	2:28.236	43.076	39.950	1:05.210	179.7	17:48.620	16	1	2:06.813	37.518	32.115	57.180	233.8	37:35.850					
8	1	2:36.681 B	43.928	39.793	1:12.960	177.6	20:25.301	17	1	2:07.254	37.483	32.327	57.444	234.3	39:43.104					
9	1	4:46.740	3:02.671	39.628	1:04.441	118.3	25:12.041	18	1	2:06.098	37.270	32.042	56.786	232.8	41:49.202					
10	1	2:26.038	42.656	39.426	1:03.956	180.6	27:38.079	19	1	2:06.806	37.340	32.488	56.978	234.8	43:56.008					
11	1	2:26.914	42.794	39.898	1:04.222	180.3	30:04.993								123		Porsche 997 GT3 RSR 2010		GT2C	
12	1	2:26.812	42.818	39.195	1:04.799	180.3	32:31.805								1. Julien CANAL					
13	1	2:28.418	43.428	40.240	1:04.750	180.0	35:00.223	1	1	2:13.030	41.244	33.278	58.508		2:13.030					
14	1	2:27.795	43.143	39.091	1:05.561	178.5	37:28.018	2	1	2:07.599	37.744	32.372	57.483	234.3	4:20.629					
15	1	2:26.463	42.369	39.656	1:04.438	181.2	39:54.481	3	1	2:07.225	37.723	32.115	57.387	234.3	6:27.854					
16	1	2:26.926	42.380	39.656	1:04.890	181.5	42:21.407	4	1	2:06.321	37.372	32.147	56.802	235.3	8:34.175					
									5	1	2:05.939	36.972	32.016	56.951	234.8	10:40.114				
101		Morgan Aero 8 GT3 2009					INV		6	1	2:05.855	36.995	31.997	56.863	234.8	12:45.969				
		1. Roger WHITESIDE							7	1	2:05.836	36.892	32.307	56.637	233.3	14:51.805				
		2. Harry BARTON							8	1	2:06.234	37.100	32.366	56.768	233.8	16:58.039				
1	1	2:30.540	50.941	35.640	1:03.959		2:30.540	9	1	2:05.711	37.133	32.121	56.457	234.3	19:03.750					
2	1	2:21.201	43.326	35.644	1:02.231	220.9	4:51.741	10	1	2:05.469	36.756	32.125	56.588	235.3	21:09.219					
3	1	2:18.756	41.679	34.926	1:02.151	223.1	7:10.497													
4	1	2:19.590	41.381	35.114	1:03.095	227.4	9:30.087													
5	1	2:15.791	40.116	34.538	1:01.137	226.4	11:45.878													



ENDURANCE RACING LEGENDS 2 - GT2
DIX MILLE TOURS
RACE 1

Sector Analysis

										Personal Best		Session Best		B Crossing the finish line in pit lane	
Lap	D	Time	Sector 1	Sector 2	Sector 3	T. Spd	Elapsed	Lap	D	Time	Sector 1	Sector 2	Sector 3	T. Spd	Elapsed
167 Porsche 997 GT3 RSR 2008 1. Jean-Marc MERLIN GT2C															
1	1	2:11.590	B 36.991	32.214	1:02.385	234.8	23:20.809	2	2	2:27.039	44.073	36.918	1:06.048	199.3	5:02.474
12	1	4:47.560	3:19.355	32.087	56.118	146.9	28:08.369	3	2	2:27.942	43.039	37.085	1:07.818	214.7	7:30.416
13	1	2:04.845	36.541	31.987	56.317	235.8	30:13.214	4	2	2:23.939	42.114	36.151	1:05.674	215.6	9:54.355
14	1	2:04.397	36.629	31.952	55.816	234.3	32:17.611	5	2	2:24.720	42.228	35.739	1:06.753	206.1	12:19.075
15	1	2:06.156	37.173	32.658	56.325	235.8	34:23.767	6	2	2:24.590	41.966	36.143	1:06.481	212.6	14:43.665
16	1	2:04.983	36.604	31.884	56.495	234.8	36:28.750	7	2	2:34.125	B 42.301	36.691	1:15.133	210.9	17:17.790
17	1	2:05.853	36.701	32.073	57.079	236.3	38:34.603	8	1	4:43.455	3:04.808	34.756	1:03.891	124.9	22:01.245
18	1	2:05.251	36.956	32.279	56.016	236.8	40:39.854	9	1	2:18.658	40.780	34.325	1:03.553	216.0	24:19.903
19	1	2:05.012	36.359	32.289	56.364	236.8	42:44.866	10	1	2:18.462	40.657	34.314	1:03.491	220.4	26:43.365
11	1	2:20.184	41.465	34.811	1:03.908	216.4	28:58.549	12	1	2:19.559	40.514	34.754	1:04.291	219.5	31:18.108
13	1	2:17.393	40.703	34.494	1:02.196	219.1	33:35.501	14	1	2:19.285	42.321	34.464	1:02.500	218.6	35:54.786
15	1	2:18.866	41.147	34.778	1:02.941	220.0	38:13.652	16	1	2:19.374	40.270	34.211	1:04.893	220.0	40:33.026
17	1	2:19.435	41.631	34.733	1:03.071	216.0	42:52.461	17	1	2:19.435	41.631	34.733	1:03.071	216.0	42:52.461
556 Ferrari 458 Italia GT3 2011 1. Pierre-Alain FRANCE INV 2. Erwin FRANCE															
1	1	2:27.421	50.439	34.244	1:02.738		2:27.421	2	1	2:16.629	41.347	33.405	1:01.877	218.6	4:44.050
3	1	2:13.332	40.564	32.683	1:00.085	216.9	6:57.382	4	1	2:13.868	39.343	33.621	1:00.904	228.3	9:11.250
5	1	2:11.711	38.821	33.118	59.772	230.8	11:22.961	6	1	2:11.400	38.637	33.110	59.653	230.3	13:34.361
7	1	2:14.122	40.441	32.866	1:00.815	227.8	15:48.483	8	1	2:11.923	38.541	32.979	1:00.403	233.3	18:00.406
9	1	2:11.690	39.539	32.583	59.568	239.5	20:12.096	10	1	6:06.937	B 57.782	1:06.745	4:02.410	227.8	26:19.033
761 Porsche 997 GT3 RSR 2009 1. Johannes DUJSIK GT2C 2. Vincent KOLB															
1	1	2:11.459	41.420	32.766	57.273		2:11.459	2	1	2:05.709	37.155	31.861	56.693	237.4	4:17.168
169 Aston Martin DBRS9 2010 1. Mr JOHN OF B INV															
1	1	2:17.046	44.883	32.997	59.166		2:17.046	2	1	2:07.114	38.293	31.884	56.937	234.3	4:24.160
3	1	2:07.235	37.930	31.729	57.576	243.8	6:31.395	4	1	2:07.991	38.493	32.623	56.875	242.7	8:39.386
5	1	2:05.288	36.895	31.932	56.461	242.7	10:44.674	6	1	2:05.640	37.388	31.897	56.355	244.9	12:50.314
7	1	2:07.581	37.640	32.729	57.212	237.4	14:57.895	8	1	2:16.612	B 37.722	31.901	1:06.989	239.5	17:14.507
9	1	4:21.891	2:54.230	31.981	55.680	137.1	21:36.398	10	1	2:04.405	37.045	31.664	55.696	241.1	23:40.803
11	1	2:04.140	37.212	31.471	55.457	239.5	25:44.943	12	1	2:03.006	36.607	31.373	55.026	241.6	27:47.949
13	1	2:03.516	37.652	31.359	54.505	242.7	29:51.465	14	1	2:02.147	36.086	31.579	54.482	242.7	31:53.612
15	1	2:03.393	36.862	32.135	54.396	242.2	33:57.005	16	1	2:00.938	35.536	31.265	54.137	242.7	35:57.943
17	1	2:03.512	36.340	31.105	56.067	229.3	38:01.455	18	1	2:03.897	36.180	31.925	55.792	242.7	40:05.352
19	1	2:04.047	36.352	31.659	56.036	241.6	42:09.399								
311 Porsche 996 GT3-RSR 2003 1. Hervé DELAUNAY GT2B 2. Marie-Amélie DELAUNAY															
1	2	2:35.435	52.023	36.360	1:07.052		2:35.435								