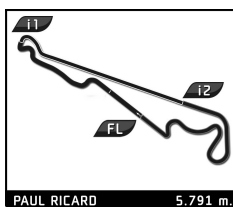


ENDURANCE RACING LEGENDS 2 - GT2
DIX MILLE TOURS
QUALIFYING 2

Sector Analysis

Personal Best							Session Best							B Crossing the finish line in pit lane						
Lap	D	Time	Sector 1	Sector 2	Sector 3	T. Spd	Elapsed	Lap	D	Time	Sector 1	Sector 2	Sector 3	T. Spd	Elapsed					
3 Ferrari 430 GT2 2009 1. Jason STUART-WRIGHT GT2C							6 1 2:07.980 37.684 32.157 58.139 236.3 14:00.051							7 1 2:06.943 37.477 32.292 57.174 236.8 16:06.994						
1	1	3:47.762	2:10.386	36.211	1:01.165	105.5	3:47.762	8	1	2:17.629 B	38.142	31.990	1:07.497	212.6	18:24.623					
2	1	2:11.947	39.130	32.898	59.919	231.8	5:59.709	29 Porsche 996 GT3-RSR 2006 1. Christian TRABER GT2C												
3	1	2:16.457	38.304	33.470	1:04.683	235.8	8:16.166	2. Nicolas TRABER												
4	1	2:11.834	39.222	32.816	59.796	232.8	10:28.000	1	2	2:26.375	49.955	34.836	1:01.584	111.3	2:26.375					
5	1	2:10.018	38.386	32.553	59.079	233.3	12:38.018	2	2	2:08.070	38.255	31.958	57.857	236.8	4:34.445					
6	1	2:11.355	38.297	32.499	1:00.559	236.8	14:49.373	3	2	2:08.380	38.102	32.317	57.961	238.4	6:42.825					
7	1	2:10.881	38.401	32.517	59.963	237.4	17:00.254	4	2	2:08.713	37.906	31.942	58.865	238.4	8:51.538					
8	1	2:13.565	41.297	32.983	59.285	192.9	19:13.819	5	2	2:08.569	37.502	32.242	58.825	238.9	11:00.107					
9	1	2:09.493	37.870	32.410	59.213	234.8	21:23.312	6	2	2:20.167 B	37.612	32.181	1:10.374	238.9	13:20.274					
10	1	2:10.759	38.482	32.699	59.578	233.8	23:34.071	7	2	3:26.192	1:54.534	33.087	58.571	126.6	16:46.466					
11	1	2:11.439	39.001	32.665	59.773	219.1	25:45.510	8	2	2:08.301	38.336	32.014	57.951	239.5	18:54.767					
12	1	2:09.217	37.798	32.543	58.876	230.3	27:54.727	9	2	2:07.936	37.628	31.919	58.389	238.9	21:02.703					
13	1	2:39.988 B	40.707	36.027	1:23.254	237.4	30:34.715	10	2	2:06.937	37.255	31.735	57.947	240.0	23:09.640					
12 Porsche 993 GT2 1996 1. Henrique GEMPERLE GT2A							11 2 2:47.642 B 38.236 43.508 1:25.898 240.5 25:57.282													
2. Marc de SIEBENTHAL							36 Porsche 993 GT2 1997 1. Mark SUMPTER GT2A													
1	2	2:46.100	1:06.274	38.441	1:01.385	83.6	2:46.100	1	1	3:10.798	1:33.954	35.278	1:01.566	89.5	3:10.798					
2	2	2:09.724	38.577	32.897	58.250	225.5	4:55.824	2	1	2:14.355	40.070	33.085	1:01.200	233.3	5:25.153					
3	2	2:10.324	38.848	32.852	58.624	227.8	7:06.148	3	1	2:13.527	37.923	32.414	1:03.190	240.0	7:38.680					
4	2	2:10.243	38.929	32.918	58.396	228.8	9:16.391	4	1	2:08.521	37.983	32.243	58.295	238.9	9:47.201					
5	2	2:10.291	38.760	32.800	58.731	230.3	11:26.682	5	1	2:09.385	38.252	32.350	58.783	240.0	11:56.586					
6	2	4:25.286 B	43.970	42.885	2:58.431	184.0	15:51.968	6	1	2:08.099	37.573	32.248	58.278	240.0	14:04.685					
7	1	2:37.405	1:00.335	35.548	1:01.522	106.4	18:29.373	7	1	2:08.013	37.857	32.274	57.882	238.4	16:12.698					
8	1	2:14.779	40.105	33.768	1:00.906	221.8	20:44.152	8	1	2:16.534	39.508	34.325	1:02.701	239.5	18:29.232					
9	1	2:14.539	40.024	33.638	1:00.877	225.0	22:58.691	9	1	2:08.134	37.789	32.211	58.134	237.9	20:37.366					
10	1	2:13.313	39.599	33.509	1:00.205	226.9	25:12.004	10	1	2:07.879	37.723	32.433	57.723	238.9	22:45.245					
11	1	2:12.511	39.115	33.430	59.966	228.3	27:24.515	11	1	2:06.914	37.214	32.107	57.593	239.5	24:52.159					
13 Ferrari F430 GTC 2009 1. Shaun LYNN GT2C							12 1 2:10.226 37.991 32.272 59.963 236.8 27:02.385													
2. Maxwell LYNN							13 1 2:37.394 B 44.451 34.109 1:18.834 238.9 29:39.779													
1	2	3:12.687	1:40.475	33.902	58.310	132.5	3:12.687	14 1 3:33.795 1:59.362 32.895 1:01.538 110.2 33:13.574												
2	2	2:10.407	38.536	33.573	58.298	232.3	5:23.094	15 1 2:07.744 37.631 32.154 57.959 239.5 35:21.318												
3	2	2:05.270	37.236	31.801	56.233	230.8	7:28.364	16 1 2:07.254 37.534 31.885 57.835 240.0 37:28.572												
4	2	2:05.992	36.679	31.760	57.553	230.8	9:34.356	17 1 2:06.273 37.148 31.976 57.149 240.5 39:34.845												
5	2	2:11.045	38.877	32.967	59.201	232.3	11:45.401	18 1 2:06.214 37.059 31.685 57.470 240.0 41:41.059												
6	2	2:05.473	36.967	32.161	56.345	230.3	13:50.874	38 Porsche 997 GT3 RSR 2007 1. Dominique GUENAT GT2C												
7	2	2:04.859	36.907	32.061	55.891	230.3	15:55.733	2. Maxime GUENAT												
8	2	2:21.612 B	37.048	32.123	1:12.441	230.8	18:17.345	1	1	2:55.581	1:14.955	35.254	1:05.372	99.2	2:55.581					
9	1	7:38.438	6:00.861	34.221	1:03.356	72.8	25:55.783	2	1	2:14.941	40.656	32.626	1:01.659	229.3	5:10.522					
10	1	2:15.340	41.358	33.700	1:00.282	192.2	28:11.123	3	1	2:11.264	38.994	33.406	58.864	232.8	7:21.786					
11	1	2:12.665	40.527	33.065	59.073	192.9	30:23.788	4	1	2:11.850	39.577	32.974	59.299	235.8	9:33.636					
12	1	2:10.587	38.574	33.135	58.878	227.8	32:34.375	5	1	2:12.971	39.130	32.679	1:01.162	225.5	11:46.607					
13	1	2:10.077	38.229	32.950	58.898	229.8	34:44.452	6	1	4:48.632 B	39.431	33.267	3:35.934	225.0	16:35.239					
14	1	2:12.484	39.372	33.123	59.989	229.8	36:56.936	7	2	2:28.883	56.499	32.327	1:00.057	134.5	19:04.122					
15	1	2:09.128	38.213	32.630	58.285	229.8	39:06.064	8	2	2:09.679	38.662	32.104	58.913	238.4	21:13.801					
16	1	2:35.692 B	46.547	34.811	1:14.334	230.8	41:41.756	9	2	2:09.051	38.027	32.225	58.799	238.9	23:22.852					
16 Porsche 997 GT3 RSR 2007 1. Marc DEVIS GT2C							10 2 2:10.061 38.838 31.800 59.423 235.8 25:32.913													
1	1	3:14.815	1:38.939	34.645	1:01.231	109.9	3:14.815	11 2 2:08.756 38.248 31.765 58.743 236.8 27:41.669												
2	1	2:10.756	38.594	32.777	59.385	229.8	5:25.571	12 2 2:07.760 37.690 31.664 58.406 238.4 29:49.429												
3	1	2:10.387	37.988	32.085	1:00.314	231.8	7:35.958	13 2 2:08.886 37.887 32.302 58.697 238.9 31:58.315												
4	1	2:07.779	37.761	32.242	57.776	232.8	9:43.737	14 2 2:09.060 38.684 31.739 58.637 237.9 34:07.375												
5	1	2:08.334	37.477	32.474	58.383	237.4	11:52.071													

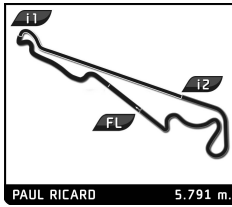


ENDURANCE RACING LEGENDS 2 - GT2

DIX MILLE TOURS QUALIFYING 2

Sector Analysis

■ Personal Best ■ Session Best ■ Crossing the finish line in pit lane															
Lap	D	Time	Sector 1	Sector 2	Sector 3	T. Spd	Elapsed	Lap	D	Time	Sector 1	Sector 2	Sector 3	T. Spd	Elapsed
49 Porsche 996 GT3-R 2001 1. Lars ROLNER 2. Andreas ROLNER GT2B															
1	2	2:36.402	58.133	35.051	1:03.218	109.6	2:36.402								
2	2	2:17.260	41.211	34.469	1:01.580	207.3	4:53.662								
3	2	2:17.705	41.432	34.356	1:01.917	216.0	7:11.367								
4	2	2:17.216	40.174	34.129	1:02.913	221.3	9:28.583								
5	2	2:16.703	39.641	34.634	1:02.428	222.7	11:45.286								
6	2	2:30.541 B	40.166	34.499	1:15.876	215.1	14:15.827								
7	1	4:50.386	3:13.414	34.847	1:02.125	116.4	19:06.213								
8	1	2:15.357	39.515	34.315	1:01.527	221.8	21:21.570								
9	1	2:15.690	39.619	33.973	1:02.098	214.3	23:37.260								
10	1	2:18.036	41.430	34.316	1:02.290	210.5	25:55.296								
11	1	2:14.398	39.774	33.786	1:00.838	208.9	28:09.694								
12	1	2:57.172 B	46.567	40.574	1:30.031	173.4	31:06.866								
59 Porsche 993 GT2 Evo 1999 1. Rémi TERRAIL GT2A															
1	1	2:51.292	1:16.749	34.787	59.756	107.6	2:51.292								
2	1	2:10.434	39.176	32.771	58.487	235.8	5:01.726								
3	1	2:09.559	38.113	32.111	59.335	232.8	7:11.285								
4	1	2:08.671	38.172	32.241	58.258	233.3	9:19.956								
5	1	2:07.011	37.751	31.947	57.313	233.8	11:26.967								
6	1	2:07.800	37.657	32.225	57.918	231.3	13:34.767								
7	1	2:08.003	37.494	31.876	58.633	234.3	15:42.770								
8	1	2:08.461	37.664	32.830	57.967	234.8	17:51.231								
9	1	2:07.061	37.780	32.086	57.195	235.3	19:58.292								
10	1	2:37.251 B	40.499	38.283	1:18.469	235.3	22:35.543								
63 Chevrolet Corvette C6 ZR1 2010 1. John EMERSON 2. Nigel GREENSALL GT2C															
1	1	2:42.652	1:05.616	35.539	1:01.497	89.2	2:42.652								
2	1	2:11.776	40.128	32.558	59.090	204.9	4:54.428								
3	1	2:09.808	39.666	32.731	57.411	211.8	7:04.236								
4	1	2:08.123	38.549	32.014	57.560	217.3	9:12.359								
5	1	2:08.482	38.891	32.311	57.280	222.7	11:20.841								
6	1	2:07.831	38.056	32.056	57.719	228.8	13:28.672								
7	1	2:06.580	37.819	31.852	56.909	229.3	15:35.252								
8	1	4:33.415 B	38.546	32.217	3:22.652	210.9	20:08.667								
9	2	2:33.591	1:01.203	31.668	1:00.720	132.7	22:42.258								
10	2	2:03.044	36.180	31.402	55.462	233.8	24:45.302								
11	2	2:02.104	35.987	31.601	54.516	233.8	26:47.406								
12	2	2:01.600	36.008	31.304	54.288	233.8	28:49.006								
13	2	2:00.964	35.710	31.330	53.924	232.8	30:49.970								
70 Porsche 997 GT3 RSR 2007 1. Paul PHILLIPS GT2C															
1	1	3:07.548	1:26.869	35.181	1:05.498	102.6	3:07.548								
2	1	2:20.872	42.718	33.615	1:04.539	190.1	5:28.420								
3	1	2:17.285	40.168	33.812	1:03.305	214.7	7:45.705								
4	1	2:18.931	42.550	33.152	1:03.229	190.8	10:04.636								
5	1	2:17.117	41.042	33.454	1:02.621	205.3	12:21.753								
6	1	2:19.485	43.548	33.563	1:02.374	173.4	14:41.238								
7	1	2:18.164	40.817	33.688	1:03.659	206.9	16:59.402								
8	1	2:47.966 B	46.356	38.154	1:23.456	190.8	19:47.368								
75 Porsche 997 GT3 RSR 2009 1. Lee MAXTED-PAGE 2. Raymond NARAC GT2C															
1	1	4:04.402	2:32.391	33.041	58.970	132.8	4:04.402								
2	1	2:08.504	38.264	32.059	58.181	234.8	6:12.906								
3	1	2:10.071	38.181	32.534	59.356	236.8	8:22.977								
4	1	2:12.537	38.895	32.473	1:01.169	233.8	10:35.514								
5	1	2:21.235 B	39.035	32.759	1:09.441	236.3	12:56.749								
6	2	4:36.752	3:05.599	32.520	58.633	107.8	17:33.501								
7	2	2:07.465	38.037	32.538	56.890	234.8	19:40.966								
8	2	2:05.665	37.185	31.830	56.650	236.3	21:46.631								
9	2	2:04.523	37.246	31.587	55.690	236.3	23:51.154								
10	2	2:04.628	36.779	31.459	56.390	235.3	25:55.782								
11	2	2:05.601	36.999	31.470	57.132	235.8	28:01.383								
12	2	2:22.768 B	37.266	31.557	1:13.945	236.3	30:24.151								
13	2	2:45.909	1:18.124	31.586	56.199	144.0	33:10.060								
14	2	2:04.259	37.649	31.437	55.173	236.3	35:14.319								
15	2	2:02.855	36.302	31.278	55.275	235.8	37:17.174								
16	2	2:02.849	36.159	31.156	55.534	236.3	39:20.023								
17	2	2:37.316 B	41.924	37.275	1:18.117	188.8	41:57.339								
76 Porsche 996 GT3-RSR 2006 1. Jean-Lou RIHON 2. Nick PADMORE GT2C															
1	1	2:31.613	56.541	34.524	1:00.548	107.9	2:31.613								
2	1	2:12.691	39.519	33.031	1:00.141	236.3	4:44.304								
3	1	2:10.814	38.932	32.496	59.386	236.3	6:55.118								
4	1	2:11.299	38.725	32.620	59.954	236.3	9:06.417								
5	1	2:10.405	38.776	32.644	58.985	237.4	11:16.822								
6	1	2:49.516 B	44.806	38.391	1:26.319	229.3	14:06.338								
7	2	4:07.262	2:36.860	32.574	57.828	142.9	18:13.600								
8	2	2:06.867	37.938	32.067	56.862	236.3	20:20.467								
9	2	2:06.668	37.894	31.867	56.907	235.8	22:27.135								
10	2	2:22.294 B	39.604	35.280	1:07.010	235.3	24:49.429								
11	2	4:07.204	2:38.115	32.073	57.016	120.8	28:56.633								
12	2	2:07.843	39.391	31.980	56.472	214.7	31:04.476								
13	2	2:18.603 B	37.468	31.630	1:09.505	236.8	33:23.079								
84 Porsche 996 GT3-RS 2001 1. Théodore MARIS 2. Achille MARIS GT2B															
1	2	3:10.337	1:30.046	36.617	1:03.674	100.7	3:10.337								
2	2	2:22.372	41.604	35.042	1:05.726	209.3	5:32.709								
3	2	2:17.981	41.742	34.487	1:01.752	224.1	7:50.690								
4	2	2:14.564	39.852	34.000	1:00.712	225.5	10:05.254								
5	2	2:17.219	41.709	34.433	1:01.077	220.4	12:22.473								
6	2	2:15.787	39.851	33.645	1:02.291	201.9	14:38.260								
7	2	3:43.502 B	40.150	34.549	2:28.803	221.3	18:21.762								
8	1	2:42.402	58.261	35.926	1:08.215	120.7	21:04.164								
9	1	2:15.715	39.328	33.844	1:02.543	221.3	23:19.879								
10	1	2:14.146	39.331	34.125	1:00.690	224.1	25:34.025								
11	1	2:12.615	38.499	34.000	1:00.116	225.0	27:46.640								
12	1	2:13.784	40.011	33.747	1:00.026	205.7	30:00.424								
13	1	2:12.033	38.648	33.373	1:00.012	226.9	32:12.457								
14	1	2:11.255	38.749	33.213	59.293	227.8	34:23.712								
15	1	2:13.311	40.602	33.532	59.177	227.8	36:37.023								
16	1	2:10.738	38.220	33.322	59.196	226.4	38:47.761								
17	1	2:10.543	38.228	33.134	59.181	228.3	40:58.304								

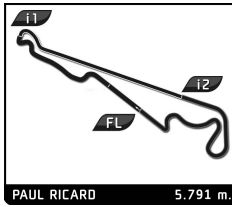


ENDURANCE RACING LEGENDS 2 - GT2
DIX MILLE TOURS
QUALIFYING 2

Sector Analysis

Personal Best Session Best B Crossing the finish line in pit lane

Lap	D	Time	Sector 1	Sector 2	Sector 3	T. Spd	Elapsed	Lap	D	Time	Sector 1	Sector 2	Sector 3	T. Spd	Elapsed
95	Ferrari 430 GT2 2009 1. François PERRODO GT2C							103	Porsche 993 GT2 Evo 1999 1. Olivier PIQUET GT2A						
1	1	3:04.588	1:28.718	34.116	1:01.754	110.9	3:04.588	1	1	4:24.915 B	1:19.735	37.431	2:27.749	94.7	4:24.915
2	1	2:11.030	40.371	33.128	57.531	210.1	5:15.618	2	1	2:50.461	1:05.111	37.345	1:08.005	80.9	7:15.376
3	1	2:06.419	37.760	31.931	56.728	235.3	7:22.037	3	1	2:28.350	45.853	36.150	1:06.347	216.9	9:43.726
4	1	2:06.163	37.543	31.808	56.812	237.9	9:28.200	4	1	2:21.411	43.046	35.016	1:03.349	213.9	12:05.137
5	1	2:10.987 B	36.983	31.888	1:02.116	234.3	11:39.187	5	1	2:21.101	40.447	34.870	1:05.784	220.9	14:26.238
6	1	5:40.660	4:06.414	33.840	1:00.406	99.6	17:19.847	6	1	10:37.337 B	42.686	35.608	9:19.043	216.0	25:03.575
7	1	2:08.619	38.595	32.257	57.767	232.3	19:28.466	7	1	6:29.042 B	1:07.353	47.948	4:33.741	93.8	31:32.617
8	1	2:04.751	36.972	31.794	55.985	234.3	21:33.217								
9	1	2:04.809	36.746	31.648	56.415	235.3	23:38.026								
10	1	2:06.947	37.299	31.623	58.025	237.4	25:44.973								
11	1	2:04.007	36.570	31.851	55.586	234.8	27:48.980								
12	1	2:06.281	36.642	31.744	57.895	236.8	29:55.261								
13	1	2:04.667	36.949	31.445	56.273	233.3	31:59.928								
14	1	2:05.927	37.654	31.624	56.649	236.3	34:05.855								
15	1	2:07.632	36.971	33.672	56.989	235.8	36:13.487								
16	1	2:03.375	36.409	31.449	55.517	234.8	38:16.862								
17	1	2:12.443 B	36.630	31.451	1:04.362	234.8	40:29.305								
97	Marcos LM500 1994 1. Stephen KEATING GT2A							115	Ferrari F430 GTC 2008 1. Mathias DEVIS GT2C						
1	1	3:22.190	1:29.285	41.815	1:11.090	104.9	3:22.190	1	1	2:53.547	1:16.119	35.683	1:01.745	114.5	2:53.547
2	1	2:37.864	48.501	40.528	1:08.835	176.5	6:00.054	2	1	2:15.079	39.201	34.930	1:00.948	220.4	5:08.626
3	1	2:33.013	46.254	39.704	1:07.055	183.1	8:33.067	3	1	2:11.190	38.698	33.024	59.468	228.8	7:19.816
4	1	2:32.845	44.845	39.873	1:08.127	182.7	11:05.912	4	1	2:11.319	38.721	33.057	59.541	231.3	9:31.135
5	1	2:29.951	44.210	39.670	1:06.071	183.1	13:35.863	5	1	2:11.959	38.901	32.944	1:00.114	227.8	11:43.094
6	1	2:29.932	43.797	39.920	1:06.215	183.1	16:05.795	6	1	2:11.031	38.582	33.320	59.129	229.8	13:54.125
7	1	2:38.256 B	43.948	39.570	1:14.738	183.7	18:44.051	7	1	2:11.378	38.657	33.064	59.657	231.8	16:05.503
8	1	4:19.707	2:34.835	40.000	1:04.872	116.5	23:03.758	8	1	2:10.080	38.922	33.064	58.094	227.4	18:15.583
9	1	2:30.217	43.746	39.553	1:06.918	181.8	25:33.975	9	1	2:18.240 B	38.135	32.754	1:07.351	229.3	20:33.823
10	1	2:29.163	44.127	39.258	1:05.778	174.2	28:03.138	10	1	5:02.102	3:29.133	33.351	59.618	112.7	25:35.925
11	1	2:30.080	44.148	39.574	1:06.358	180.9	30:33.218	11	1	2:10.829	38.564	33.090	59.175	225.9	27:46.754
12	1	2:30.728	43.593	39.610	1:07.525	181.5	33:03.946	12	1	2:09.054	38.202	32.611	58.241	230.3	29:55.808
13	1	2:29.479	44.101	39.683	1:05.695	183.1	35:33.425	13	1	2:08.414	37.754	32.458	58.202	230.3	32:04.222
14	1	2:29.866	43.524	39.524	1:06.818	182.1	38:03.291	14	1	2:08.055	37.674	32.739	57.642	231.3	34:12.277
15	1	2:45.269 B	45.333	39.866	1:20.070	181.2	40:48.560	15	1	2:25.052 B	41.936	33.327	1:09.789	232.8	36:37.329
101	Morgan Aero 8 GT3 2009 1. Roger WHITESIDE 2. Harry BARTON INV							123	Porsche 997 GT3 RSR 2010 1. Julien CANAL GT2C						
1	1	3:05.035	1:14.320	38.503	1:12.212	84.8	3:05.035	1	1	3:15.759 B	1:27.549	34.564	1:13.646	129.7	3:15.759
2	1	2:31.671	44.133	37.400	1:10.138	195.3	5:36.706	2	1	4:49.171	3:17.421	32.803	58.947	143.2	8:04.930
3	1	2:30.344	43.999	37.663	1:08.682	203.4	8:07.050	3	1	2:06.857	37.502	32.321	57.034	233.3	10:11.787
4	1	2:30.122	43.850	38.582	1:07.690	210.5	10:37.172	4	1	2:17.254 B	37.184	33.453	1:06.617	234.8	12:29.041
5	1	2:23.048	42.498	36.294	1:04.256	210.1	13:00.220	5	1	5:15.099	3:39.902	34.436	1:00.761	106.7	17:44.140
6	1	2:23.258	42.349	36.943	1:03.966	210.1	15:23.478	6	1	2:07.175	37.350	32.435	57.390	234.8	19:51.315
7	1	4:20.776 B	46.508	36.947	2:57.321	170.9	19:44.254	7	1	2:09.467	39.389	32.741	57.337	231.8	22:00.782
8	2	2:47.155	1:02.042	35.888	1:09.225	122.7	22:31.409	8	1	2:04.224	36.635	31.897	55.692	234.8	24:05.006
9	2	2:17.923	40.752	35.299	1:01.872	211.4	24:49.332	9	1	2:03.278	36.149	31.798	55.331	235.3	26:08.284
10	2	2:14.046	39.710	34.533	59.803	211.8	27:03.378	10	1	2:03.062	36.114	31.762	55.186	235.8	28:11.346
11	2	2:11.837	39.156	33.894	58.787	219.1	29:15.215	11	1	2:25.606 B	38.962	32.839	1:13.805	222.2	30:36.952
12	2	2:18.450	39.361	34.107	1:04.982	214.7	31:33.665								
13	2	2:22.552	40.111	37.062	1:05.379	217.7	33:56.217								
14	2	2:12.175	38.975	34.408	58.792	214.7	36:08.392								
15	2	2:11.607	39.250	34.328	58.029	213.0	38:19.999								
16	2	2:14.384	39.745	34.194	1:00.445	215.1	40:34.383								
167	Porsche 997 GT3 RSR 2008 1. Jean-Marc MERLIN GT2C							169	Aston Martin DBRS9 2010 1. Mr JOHN OF B INV						
1	1	5:56.948	4:24.858	32.958	59.132	103.6	5:56.948	1	1	3:54.693	2:21.561	33.636	59.496	122.4	3:54.693
2	1	2:09.267	38.654	31.700	58.913	232.3	8:06.215	2	1	2:07.965	37.651	32.938	57.376	219.5	6:02.658
3	1	2:07.860	38.132	31.460	58.268	237.9	10:14.075								
4	1	2:08.730	37.681	31.377	59.672	238.4	12:22.805								
5	1	2:07.084	37.934	31.481	57.669	238.4	14:29.889								
6	1	2:07.110	37.521	31.613	57.976	238.9	16:36.999								
7	1	2:06.149	37.488	31.447	57.214	238.4	18:43.148								



ENDURANCE RACING LEGENDS 2 - GT2
DIX MILLE TOURS
QUALIFYING 2

Sector Analysis

■ Personal Best ■ Session Best B Crossing the finish line in pit lane

Lap	D	Time	Sector 1	Sector 2	Sector 3	T. Spd	Elapsed	Lap	D	Time	Sector 1	Sector 2	Sector 3	T. Spd	Elapsed
3	1	2:08.055	37.884	31.767	58.404	229.8	8:10.713	13	2	2:05.920	37.073	31.884	56.963	241.1	37:08.461
4	1	2:07.322	37.960	32.139	57.223	235.8	10:18.035	14	2	2:06.070	37.057	31.942	57.071	243.2	39:14.531
5	1	2:08.185	37.139	32.073	58.973	234.8	12:26.220	15	2	2:05.687	36.786	32.134	56.767	241.6	41:20.218
6	1	2:06.875	37.449	31.938	57.488	235.8	14:33.095								
7	1	2:33.090 B	41.246	35.906	1:15.938	225.5	17:06.185								

179 Porsche 993 GT2 1999
1. Jean-Louis BONNET GT2A

1	1	2:49.022	1:07.867	36.081	1:05.074	97.1	2:49.022
2	1	2:23.809	42.948	34.635	1:06.226	224.5	5:12.831
3	1	2:25.157	43.642	35.289	1:06.226	216.4	7:37.988
4	1	2:26.125	43.245	37.258	1:05.622	209.3	10:04.113
5	1	2:23.887	44.113	34.065	1:05.709	199.3	12:28.000
6	1	2:26.017	42.926	34.737	1:08.354	228.3	14:54.017
7	1	2:29.886	45.240	35.709	1:08.937	192.2	17:23.903
8	1	2:26.812	45.209	35.383	1:06.220	203.4	19:50.715
9	1	2:30.570	47.024	35.770	1:07.776	175.9	22:21.285
10	1	2:28.186	45.096	37.682	1:05.408	209.3	24:49.471
11	1	3:46.210 B	42.629	34.977	2:28.604	213.4	28:35.681
12	1	2:52.079	1:06.033	37.406	1:08.640	108.3	31:27.760
13	1	2:28.683	45.699	35.607	1:07.377	199.6	33:56.443
14	1	2:28.601	44.558	37.082	1:06.961	191.8	36:25.044
15	1	2:28.545	44.860	36.378	1:07.307	210.1	38:53.589

761 Porsche 997 GT3 RSR 2009
1. Johannes DUJSIK GT2C
2. Vincent KOLB

1	1	3:16.596	1:39.874	34.936	1:01.786	130.1	3:16.596
2	1	2:14.657	39.143	32.397	1:03.117	235.3	5:31.253
3	1	2:14.688	39.059	32.829	1:02.800	236.3	7:45.941
4	1	2:12.344	39.646	32.534	1:00.164	221.8	9:58.285
5	1	2:10.860	39.213	32.401	59.246	235.8	12:09.145
6	1	2:10.978	39.047	32.384	59.547	236.3	14:20.123
7	1	2:10.551	38.725	32.252	59.574	235.8	16:30.674
8	1	2:10.636	39.168	32.525	58.943	234.8	18:41.310
9	1	2:13.044	39.494	33.872	59.678	222.2	20:54.354
10	1	2:09.986	39.161	32.150	58.675	236.8	23:04.340
11	1	2:10.739	39.016	32.241	59.482	236.8	25:15.079
12	1	2:20.538 B	38.758	32.676	1:09.104	236.8	27:35.617
13	2	4:39.832	3:06.929	33.736	59.167	141.9	32:15.449
14	2	2:08.865	37.967	32.928	57.970	235.8	34:24.314
15	2	2:07.431	38.680	31.544	57.207	229.8	36:31.745
16	2	2:06.515	38.158	31.890	56.467	237.9	38:38.260
17	2	2:04.424	36.360	31.590	56.474	237.4	40:42.684

311 Porsche 996 GT3-RSR 2003
1. Hervé DELAUNAY GT2B
2. Marie-Amélie DELAUNAY

1	2	3:03.190	1:12.025	39.473	1:11.692	79.1	3:03.190
2	2	2:32.722	44.408	37.913	1:10.401	194.6	5:35.912
3	2	2:30.320	44.010	37.314	1:08.996	194.6	8:06.232
4	2	2:32.426	44.251	38.059	1:10.116	200.4	10:38.658
5	2	2:28.848	44.416	37.478	1:06.954	194.6	13:07.506
6	2	2:27.127	43.229	36.565	1:07.333	202.2	15:34.633
7	2	2:38.443 B	44.210	38.599	1:15.634	186.9	18:13.076
8	1	4:11.588	2:23.585	38.558	1:09.445	109.0	22:24.664
9	1	2:27.091	43.204	37.086	1:06.801	216.9	24:51.755
10	1	2:26.243	43.280	35.928	1:07.035	193.2	27:17.998
11	1	2:25.763	42.692	36.195	1:06.876	216.0	29:43.761
12	1	2:26.396	43.145	36.617	1:06.634	206.1	32:10.157
13	1	2:25.760	42.911	36.717	1:06.132	209.3	34:35.917
14	1	2:24.307	42.023	35.374	1:06.910	208.5	37:00.224
15	1	2:23.481	42.070	35.747	1:05.664	210.5	39:23.705
16	1	2:41.739 B	43.958	36.363	1:21.418	199.6	42:05.444

556 Ferrari 458 Italia GT3 2011
1. Pierre-Alain FRANCE INV
2. Erwin FRANCE

1	1	3:33.018 B	1:15.735	35.193	1:42.090	105.3	3:33.018
2	1	2:37.106	57.472	33.765	1:05.869	126.9	6:10.124
3	1	2:14.379	40.447	32.988	1:00.944	213.4	8:24.503
4	1	2:14.111	39.427	32.816	1:01.868	216.0	10:38.614
5	1	2:12.860	40.177	32.684	59.999	216.9	12:51.474
6	1	2:12.242	39.172	32.764	1:00.306	218.6	15:03.716
7	1	2:12.994	39.659	32.746	1:00.589	209.3	17:16.710
8	1	2:13.534	39.623	32.515	1:01.396	221.8	19:30.244
9	1	8:35.205 B	1:29.598	34.339	6:31.268	227.8	28:05.449
10	2	2:42.165	1:05.173	35.383	1:01.609	72.8	30:47.614
11	2	2:08.728	37.886	32.604	58.238	238.4	32:56.342
12	2	2:06.199	37.048	32.239	56.912	241.6	35:02.541