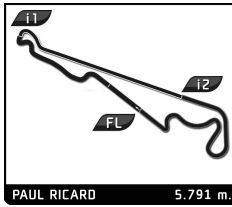


ENDURANCE RACING LEGENDS 1 - LMP>
DIX MILLE TOURS
QUALIFYING 2

Sector Analysis

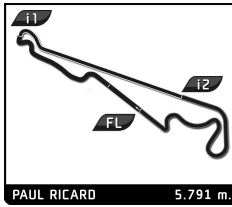
Personal Best							Session Best							B Crossing the finish line in pit lane						
Lap	D	Time	Sector 1	Sector 2	Sector 3	T. Spd	Elapsed	Lap	D	Time	Sector 1	Sector 2	Sector 3	T. Spd	Elapsed					
2		Maserati MC12 GT1 2008					GT1B													
		1.Alexander RITTWEGER																		
		2.Sam HANCOCK																		
1	1	2:16.274	50.180	31.128	54.966	137.8	2:16.274													
2	1	2:01.389	36.417	30.042	54.930	247.1	4:17.663													
3	1	2:01.548	36.315	29.538	55.695	249.4	6:19.211													
4	1	2:00.306	37.100	29.725	53.481	218.6	8:19.517													
5	1	2:15.443	35.095	29.482	1:10.866	255.3	10:34.960													
6	1	1:59.944	36.005	29.816	54.123	254.1	12:34.904													
7	1	4:30.101 B	35.835	29.581	3:24.685	254.1	17:05.005													
8	1	2:18.261	54.619	29.775	53.867	143.6	19:23.266													
9	1	1:59.779	35.683	29.619	54.477	250.0	21:23.045													
10	1	2:00.669	35.750	29.912	55.007	255.9	23:23.714													
11	1	2:15.002	35.891	29.566	1:09.545	252.3	25:38.716													
12	1	4:36.314 B	36.995	30.543	3:28.776	254.7	30:15.030													
13	2	2:18.000	53.290	29.883	54.827	155.8	32:33.030													
14	2	1:57.490	34.072	29.230	54.188	254.1	34:30.520													
15	2	1:54.379	33.990	29.034	51.355	255.9	36:24.899													
16	2	1:53.914	33.618	29.147	51.149	255.9	38:18.813													
7		Bentley Speed 8 2003					LMP1B													
		1.Shaun LYNN																		
		2.Maxwell LYNN																		
1	2	4:13.088	2:49.292	28.668	55.128	145.7	4:13.088													
2	2	1:54.044	35.507	28.453	50.084	268.0	6:07.132													
3	2	1:51.810	33.125	28.044	50.641	269.3	7:58.942													
4	2	1:53.593	36.045	27.822	49.726	212.2	9:52.535													
5	2	1:50.035	32.865	28.023	49.147	268.0	11:42.570													
6	2	1:49.634	32.674	27.862	49.098	268.7	13:32.204													
7	2	1:50.130	32.863	27.786	49.481	268.0	15:22.334													
8	2	1:58.932 B	33.333	27.894	57.705	270.0	17:21.266													
9	2	6:05.551	4:48.100	27.589	49.862	142.9	23:26.817													
10	2	1:52.883	33.502	28.425	50.956	268.0	25:19.700													
11	2	1:52.680	33.836	29.047	49.797	266.7	27:12.380													
12	2	1:48.018	32.329	27.719	47.970	268.0	29:00.398													
13	2	1:50.478	33.141	27.750	49.587	269.3	30:50.876													
14	2	1:47.459	32.097	27.530	47.832	269.3	32:38.335													
15	2	2:01.157 B	34.328	27.947	58.882	269.3	34:39.492													
16	2	5:29.406	4:10.291	28.126	50.989	152.8	40:08.898													
10		Panoz Esperante GTR1 1998					GT1A													
		1.Olivier GALANT																		
1	1	3:32.331	1:56.784	35.100	1:00.447	89.3	3:32.331													
2	1	2:31.744 B	42.668	35.838	1:13.238	243.8	6:04.075													
14		Maserati MC12 GT1 2005					GT1B													
		1.Evgeny KIREEV																		
		2.Ramzan ORUSBAEV																		
1	1	2:12.052			54.578	146.5	2:12.052													
2	1	2:00.652	35.521	29.847	55.284	254.1	4:12.704													
3	1	1:58.184	35.133	29.752	53.299	257.1	6:10.888													
4	1	1:57.895	34.609	29.808	53.478	257.1	8:08.783													
5	1	1:57.721	34.739	29.534	53.448	257.8	10:06.504													
6	1	1:56.392	34.183	29.307	52.902	256.5	12:02.896													
7	1	1:56.668	34.210	29.580	52.878	259.0	13:59.564													
8	1	2:00.844	36.413	29.590	54.841	258.4	16:00.408													
9	1	3:47.432 B	34.735	29.584	2:43.113	257.1	19:47.840													
10	2	2:12.110	51.444	29.078	51.588	154.9	21:59.950													
11	2	2:32.291 B	34.130	29.093	1:29.068	258.4	24:32.241													
15		Dome S101 2002					LMP1B													
		1.Ivan VERCOUTERE																		
		2.Alex MÜLLER																		
1	1	4:41.566	3:17.041	29.903	54.622	135.0	4:41.566													
2	1	2:01.048	34.683	28.893	57.472	270.0	6:42.614													
3	1	2:46.090 B	44.246	43.212	1:18.632	251.7	9:28.704													
4	1	7:37.387	6:15.328	29.223	52.836	129.7	17:06.091													
5	1	1:57.449	34.960	28.970	53.519	269.3	19:03.540													
6	1	1:58.260	36.029	29.070	53.161	270.7	21:01.800													
7	1	1:55.623	34.310	28.750	52.563	270.0	22:57.423													
8	1	1:55.237	34.031	28.647	52.559	270.0	24:52.660													
9	1	2:16.493 B	35.587	30.527	1:10.379	269.3	27:09.153													
10	2	4:21.237 B	2:54.740	27.964	58.533	160.2	31:30.390													
11	2	4:12.882	2:56.427	27.540	48.915	162.9	35:43.272													
12	2	1:47.811	31.719	27.517	48.575	271.4	37:31.083													
13	2	1:47.988	31.540	27.485	48.963	269.3	39:19.071													
14	2	1:58.312 B	31.888	27.635	58.789	269.3	41:17.383													
19		Saleen S7-R 2001					GT1B													
		1.Steve BROOKS																		
1	1	4:38.004	3:06.588	32.547	58.869	133.2	4:38.004													
2	1	2:04.897	34.605	33.909	56.383	248.8	6:42.901													
3	1	2:04.124	37.374	31.335	55.415	248.3	8:47.025													
4	1	2:02.447	36.327	31.101	55.019	250.6	10:49.472													
5	1	2:04.228	37.278	31.272	55.678	241.1	12:53.700													
6	1	2:02.600	36.259	31.139	55.202	246.0	14:56.300													
7	1	2:02.433	36.364	31.096	54.973	248.8	16:58.733													
8	1	2:03.422	36.727	30.860	55.835	249.4	19:02.155													
9	1	2:03.946	36.816	30.829	56.301	250.6	21:06.101													
10	1	2:03.319	36.890	31.029	55.400	250.0	23:09.420													
11	1	4:41.001 B	38.809	32.688	3:29.504	250.0	27:50.421													
12	1	2:21.134	54.534	32.141	54.459	133.8	30:11.555													
13	1	1:59.393	35.279	30.419	53.695	251.2	32:10.948													
14	1	1:58.616	34.897	29.950	53.769	249.4	34:09.564													
15	1	1:59.418	34.790	30.085	54.543	251.7	36:08.982													
16	1	1:58.552	34.926	29.971	53.655	251.2	38:07.534													
25		Lola-MG EX264 2005					LMP2B													
		1.Mike NEWTON																		
1	1	4:32.555	2:54.534	31.549	1:06.472	128.7	4:32.555													
2	1	2:01.494	35.984	29.520	55.990	255.9	6:34.049													
3	1	1:57.811	35.417	29.299	53.095	257.8	8:31.860													
4	1	2:07.500	36.951	30.448	1:00.101	257.8	10:39.360													
5	1	2:15.312 B	35.286	29.331	1:10.695	259.6	12:54.672													
6	1	5:01.649	3:33.023	28.965	59.661	146.3	17:56.321													
7	1	1:54.737	34.269	28.989	51.479	259.0	19:51.058													
8	1	1:56.132	33.955	28.851	53.326	257.8	21:47.190													
9	1	2:24.612 B	42.100	31.652	1:10.860	197.8	24:11.802													
26		Lola B98/10 1999					LMP1A													
		1.Philippe COLANCON																		



ENDURANCE RACING LEGENDS 1 - LMP&C
DIX MILLE TOURS
QUALIFYING 2

Sector Analysis

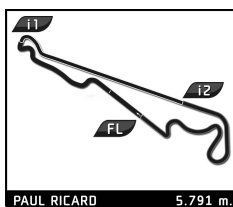
							■ Personal Best ■ Session Best ■ Crossing the finish line in pit lane								
Lap	D	Time	Sector 1	Sector 2	Sector 3	T. Spd	Elapsed	Lap	D	Time	Sector 1	Sector 2	Sector 3	T. Spd	Elapsed
31 DBA 03S 2004 1. Xavier MICHERON LMP1B															
1	1	6:49.178	5:25.296	30.279	53.603	133.5	6:49.178	1	1	3:48.856	2:19.534	31.908	57.414	89.8	3:48.856
2	1	2:01.465	38.268	30.479	52.718	254.7	8:50.643	2	1	1:59.616	35.897	29.663	54.056	250.0	5:48.472
3	1	1:58.996	35.028	30.088	53.880	257.1	10:49.639	3	1	2:00.045	36.053	29.509	54.483	245.5	7:48.517
4	1	1:57.405	36.183	29.177	52.045	256.5	12:47.044	4	1	2:00.087	36.619	29.478	53.990	248.8	9:48.604
5	1	1:56.366	35.184	28.879	52.303	254.7	14:43.410	5	1	1:58.240	35.265	29.766	53.209	260.9	11:46.844
6	1	1:57.191	36.820	28.937	51.434	255.9	16:40.601	6	1	1:56.823	34.910	29.354	52.559	262.1	13:43.667
7	1	2:13.773 B	35.808	28.665	1:09.300	248.8	18:54.374	7	1	1:57.553	35.118	29.496	52.939	252.3	15:41.220
8	1	5:52.332	4:23.678	37.486	51.168	153.6	24:46.706	8	1	2:07.896 B	35.686	29.904	1:02.306	264.1	17:49.116
9	1	1:54.417	34.700	28.782	50.935	255.9	26:41.123	9	1	3:16.938	1:53.193	29.565	54.180	122.2	21:06.054
10	1	1:54.881	34.602	28.867	51.412	257.1	28:36.004	10	1	1:57.332	35.058	29.312	52.962	262.1	23:03.386
11	1	1:54.068	34.866	28.758	50.444	257.1	30:30.072	11	1	1:56.989	35.025	29.363	52.601	250.0	25:00.375
12	1	1:55.687	35.220	28.577	51.890	253.5	32:25.759	12	1	1:57.418	34.425	30.181	52.812	259.6	26:57.793
13	1	1:54.942	34.102	28.535	52.305	256.5	34:20.701	13	1	1:56.624	34.726	29.425	52.473	262.8	28:54.417
14	1	1:53.878	34.154	28.702	51.022	255.3	36:14.579	14	1	2:13.835 B	35.750	30.891	1:07.194	261.5	31:08.252
15	1	1:52.974	33.705	28.784	50.485	257.1	38:07.553								
16	1	2:26.336 B	36.648	32.280	1:17.408	255.9	40:33.889								
34 Courage C60 2005 1. David HART 2. Olivier HART LMP1B															
1	2	12:01.431	...	30.054	53.647	150.0	12:01.431								
2	2	1:50.749	33.090	28.645	49.014	259.6	13:52.180								
3	2	2:05.611	39.373	31.761	54.477	249.4	15:57.791								
4	2	1:57.110	32.583	28.389	56.138	259.6	17:54.901								
5	2	1:50.085	32.575	28.395	49.115	260.9	19:44.986								
6	2	1:49.149	32.441	28.223	48.485	260.9	21:34.135								
7	2	2:10.979 B	38.007	31.670	1:01.302	249.4	23:45.114								
8	1	4:00.762	2:38.256	29.565	52.941	162.2	27:45.876								
9	1	1:56.469	35.447	29.500	51.522	262.1	29:42.345								
10	1	1:54.802	34.182	29.210	51.410	261.5	31:37.147								
11	1	2:07.189 B	34.638	30.879	1:01.672	253.5	33:44.336								
44 Lucchini SR2 2004 1. Gianluigi CANDIANI 2. Frédéric ROUVIER LMP2B															
1	2	5:33.251	4:03.384	33.447	56.420	117.3	5:33.251								
2	2	2:01.462	36.158	31.312	53.992	237.9	7:34.713								
3	2	2:01.224	36.176	31.166	53.882	240.5	9:35.937								
4	2	2:01.029	35.702	31.236	54.091	236.8	11:36.966								
5	2	2:22.535 B	39.038	32.498	1:10.999	235.8	13:59.501								
6	1	5:13.858	3:43.147	33.334	57.377	106.2	19:13.359								
7	1	2:07.844	37.525	32.128	58.191	235.3	21:21.203								
45 Lola-MG EX257 2002 1. Lionel BOCH LMP2B															
8	1	2:05.896	37.156	31.858	56.882	235.3	23:27.099								
9	1	2:08.270	38.259	32.245	57.766	235.3	25:35.369								
10	1	2:07.784	37.674	32.234	57.876	233.8	27:43.153								
11	1	2:06.425	37.388	32.180	56.857	233.8	29:49.578								
12	1	2:07.192	37.989	32.014	57.189	233.3	31:56.770								
13	1	2:05.540	37.406	32.003	56.131	232.8	34:02.310								
14	1	2:06.503	38.334	31.863	56.306	232.3	36:08.813								
15	1	2:06.160	37.935	32.003	56.222	233.3	38:14.973								
16	1	2:07.071	38.077	32.105	56.889	234.3	40:22.044								
50 Porsche 996 RSR TT 2006 1. Michael FÖVÉNY 2. Stefan ROITMAYER GT1B															
1	2	3:21.900	1:51.814	33.811	56.275	94.7	3:21.900								
2	2	2:01.252	35.963	30.536	54.753	248.3	5:23.152								
3	2	1:59.399	35.196	30.175	54.028	248.8	7:22.551								
4	2	1:58.981	35.007	30.088	53.886	250.0	9:21.532								
5	2	2:19.776 B	35.141	35.548	1:09.087	248.3	11:41.308								
6	2	4:32.033	2:51.502	39.820	1:00.711	147.5	16:13.341								
7	2	2:01.984	36.046	30.687	55.251	248.3	18:15.325								
8	2	2:16.672 B	35.629	30.389	1:10.654	247.7	20:31.997								
9	1	4:53.792	3:14.473	33.458	1:05.861	104.5	25:25.789								
10	1	2:18.144	41.856	32.828	1:03.460	224.1	27:43.933								
11	1	2:18.361	42.652	33.051	1:02.658	220.4	30:02.294								
12	1	2:23.749 B	39.260	32.675	1:11.814	238.9	32:26.043								
51 Ferrari 458 GTE 2016 1. Charly SAMANI INV															
1	1	10:25.726	8:45.827	39.454	1:00.445	100.5	10:25.726								
2	1	2:07.486	39.546	32.017	55.923	210.1	12:33.212								
3	1	2:02.659	36.498	31.357	54.804	241.1	14:35.871								
4	1	2:01.302	36.109	31.158	54.035	240.5	16:37.173								
5	1	2:01.737	35.951	31.235	54.551	240.0	18:38.910								
6	1	2:01.997	36.266	31.638	54.093	241.6	20:40.907								
7	1	1:59.434	35.154	30.942	53.338	241.1	22:40.341								
8	1	1:59.325	35.129	30.777	53.419	241.6	24:39.666								
9	1	1:58.436	34.926	30.650	52.860	242.2	26:38.102								
10	1	2:03.976	35.519	31.157	57.300	242.2	28:42.078								
11	1	2:22.597 B	39.409	35.227	1:07.961	221.8	31:04.675								



ENDURANCE RACING LEGENDS 1 - LMP>
DIX MILLE TOURS
QUALIFYING 2

Sector Analysis

							■ Personal Best ■ Session Best ■ Crossing the finish line in pit lane								
Lap	D	Time	Sector 1	Sector 2	Sector 3	T. Spd	Elapsed	Lap	D	Time	Sector 1	Sector 2	Sector 3	T. Spd	Elapsed
53		Aston Martin DBR9 2006					GT1B								
		1. Richard MEINS													
		2. Andrew BENTLEY													
1	2	3:04.493	1:32.517	32.124	59.852	104.1	3:04.493	5	1	1:57.795	34.436	29.795	53.564	248.8	10:15.308
2	2	2:17.007	39.209	35.645	1:02.153	253.5	5:21.500	6	1	2:00.145	35.092	31.432	53.621	238.9	12:15.453
3	2	1:57.173	34.984	29.649	52.540	254.1	7:18.673	7	1	2:00.438	35.444	31.236	53.758	234.3	14:15.891
4	2	1:56.832	34.652	29.365	52.815	255.3	9:15.505	8	1	2:14.411 B	37.618	31.416	1:05.377	234.3	16:30.302
5	2	1:55.883	34.558	29.353	51.972	254.7	11:11.388								
6	2	5:08.101 B	35.831	35.280	3:56.990	255.3	16:19.489								
7	1	2:44.721	1:04.258	36.057	1:04.406	95.2	19:04.210								
8	1	2:14.756	40.934	32.112	1:01.710	213.9	21:18.966								
9	1	2:04.567	37.282	30.530	56.755	250.0	23:23.533								
10	1	2:04.680	37.614	30.501	56.565	240.0	25:28.213								
11	1	2:03.938	37.227	30.778	55.933	252.3	27:32.151								
12	1	2:02.447	36.694	30.262	55.491	250.0	29:34.598								
13	1	2:01.281	35.950	30.003	55.328	251.7	31:35.879								
62		Ferrari 550 Maranello Prodrive 2008					GT1B								
		1. Nicolas JOFFRE													
1	1	4:10.184	2:27.364	37.701	1:05.119	100.5	4:10.184								
2	1	2:14.062	41.207	31.752	1:01.103	223.1	6:24.246								
3	1	2:07.076	38.791	31.165	57.120	252.9	8:31.322								
4	1	2:04.582	37.073	30.651	56.858	254.7	10:35.904								
5	1	2:04.177	37.242	30.584	56.351	254.7	12:40.081								
6	1	2:03.113	36.535	30.537	56.041	256.5	14:43.194								
7	1	2:16.326 B	37.530	30.479	1:08.317	257.1	16:59.520								
8	1	4:25.278	2:48.534	31.018	1:05.726	125.4	21:24.798								
9	1	2:05.459	37.284	30.413	57.762	255.9	23:30.257								
10	1	2:03.742	36.786	30.196	56.760	255.9	25:33.999								
11	1	2:02.863	36.920	29.974	55.969	255.9	27:36.862								
12	1	2:02.662	36.862	30.242	55.558	256.5	29:39.524								
13	1	2:01.591	36.002	30.459	55.130	256.5	31:41.115								
14	1	2:00.720	36.048	30.036	54.636	256.5	33:41.835								
15	1	2:22.313 B			1:08.306	250.0	36:04.148								
93		Aston Martin DBR9 2007					GT1B								
		1. Emmanuel COLLARD													
1	1	3:26.199	2:00.958	30.544	54.697	140.1	3:26.199								
2	1	1:57.688	34.897	29.660	53.131	255.9	5:23.887								
3	1	1:57.092	35.096	29.535	52.461	257.1	7:20.979								
4	1	1:56.482	34.491	29.372	52.619	257.1	9:17.461								
5	1	1:56.022	34.623	29.253	52.146	258.4	11:13.483								
6	1	2:03.276 B	34.358	29.429	59.489	257.1	13:16.759								
7	1	4:49.474	3:23.409	31.173	54.892	130.3	18:06.233								
8	1	1:57.667	35.386	29.669	52.612	257.1	20:03.900								
9	1	1:55.602	34.596	29.236	51.770	257.1	21:59.502								
10	1	1:59.536	34.072	29.265	56.199	257.1	23:59.038								
11	1	1:54.721	33.932	29.081	51.708	257.1	25:53.759								
12	1	2:07.205 B	35.472	29.489	1:02.244	255.3	28:00.964								
99		Zytek 04S 2004					LMP1B								
		1. Jamie CONSTABLE													
1	1	4:15.496	2:43.330	33.105	59.061	129.5	4:15.496								
2	1	2:00.584	37.013	29.813	53.758	255.9	6:16.080								
3	1	1:57.283	35.087	29.530	52.666	258.4	8:13.363								
4	1	1:57.064	34.903	30.445	51.716	259.0	10:10.427								
5	1	1:55.152	34.757	29.136	51.259	259.6	12:05.579								
6	1	1:54.703	34.132	28.935	51.636	260.9	14:00.282								
7	1	5:54.713 B	36.163	29.517	4:49.033	256.5	19:54.995								
8	1	2:27.953	1:01.232	31.347	55.374	134.5	22:22.948								
9	1	1:59.291	36.074	29.837	53.380	247.7	24:22.239								
10	1	3:55.029 B	35.533	30.638	2:48.858	252.9	28:17.268								
11	1	2:23.466	56.835	33.146	53.485	153.0	30:40.734								
12	1	1:53.944	33.815	29.247	50.882	257.8	32:34.678								
13	1	1:51.909	33.083	28.579	50.247	261.5	34:26.587								
14	1	1:52.361	33.224	28.478	50.659	259.6	36:18.948								
15	1	1:55.015	33.702	30.063	51.250	261.5	38:13.963								
74		Reynard 2KQ 2000					LMP1B								
		1. Josserand DE MURARD													
1	1	2:16.881	51.197	31.027	54.657	143.8	2:16.881								
2	1	2:02.079	36.938	30.134	55.007	247.7	4:18.960								
3	1	1:59.883	35.705	29.876	54.302	247.1	6:18.843								
4	1	1:58.670	35.694	29.912	53.064	248.3	8:17.513								



ENDURANCE RACING LEGENDS 1 - LMP&C
DIX MILLE TOURS
QUALIFYING 2

Sector Analysis

							■ Personal Best ■ Session Best B Crossing the finish line in pit lane								
Lap	D	Time	Sector 1	Sector 2	Sector 3	T. Spd	Elapsed	Lap	D	Time	Sector 1	Sector 2	Sector 3	T. Spd	Elapsed
100		Aston Martin DBR9 2006										GT1B			
1.		Erik MARIS													
1	1	3:36.616	2:08.253	31.444	56.919	128.1	3:36.616	4	1	1:57.946	36.413	30.592	50.941	254.7	8:42.237
2	1	2:01.490	36.191	30.406	54.893	250.6	5:38.106	5	1	2:02.500 B	33.246	29.635	59.619	255.3	10:44.737
3	1	2:01.340	36.191	30.207	54.942	251.2	7:39.446	6	1	6:43.024	5:19.416	30.993	52.615	121.2	17:27.761
4	1	5:58.697 B	45.137	41.011	4:32.549	182.7	13:38.143	7	1	1:52.935	33.581	29.253	50.101	252.3	19:20.696
5	1	2:34.038	1:00.342	33.030	1:00.666	133.3	16:12.181	8	1	1:51.594	32.614	28.850	50.130	255.3	21:12.290
6	1	2:04.309	35.722	30.278	58.309	252.3	18:16.490	9	1	1:50.103	32.165	29.022	48.916	255.9	23:02.393
7	1	5:49.211 B	47.819	51.521	4:09.871	171.4	24:05.701	10	1	1:51.519	33.712	28.959	48.848	255.3	24:53.912
111		Lola B2K/40 2002										LMP2B			
1.		Christian PERRIER													
1	1	6:33.531					6:33.531	11	1	1:49.630	32.352	28.775	48.503	254.7	26:43.542
2	1	4:26.604					11:00.135	12	1	1:51.208	32.595	29.059	49.554	255.3	28:34.750
3	1	2:13.287					13:13.422	13	1	1:52.225	33.975	29.121	49.129	254.7	30:26.975
4	1	2:10.782					15:24.204	14	1	1:49.022	31.979	28.789	48.254	255.3	32:15.997
5	1	2:10.135					17:34.339	15	1	1:59.354 B	31.913	28.705	58.736	254.1	34:15.351
6	1	7:59.983					25:34.322								
122		Nissan GT-R R35 2010										GT1B			
1.		Eric DEBARD													
2.		Eric HELARY													
1	1	3:09.824	1:40.200	32.995	56.629	122.4	3:09.824	1	1	3:48.593	2:23.141	32.043	53.409	102.2	3:48.593
2	1	2:02.871	36.265	31.560	55.046	250.6	5:12.695	2	1	1:52.850	33.913	28.332	50.605	272.0	5:41.443
3	1	2:00.255	34.072	31.276	54.907	251.7	7:12.950	3	1	1:52.830	33.187	29.002	50.641	274.1	7:34.273
4	1	2:03.263	35.804	30.976	56.483	250.0	9:16.213	4	1	7:48.668 B	53.034	29.577	6:26.057	274.8	15:22.941
5	1	2:01.091	36.596	30.482	54.013	251.2	11:17.304	5	1	2:54.826	57.287	28.431	1:29.108	133.2	18:17.767
6	1	4:46.195 B	35.422	30.306	3:40.467	251.7	16:03.499								
7	2	2:20.459	52.743	30.410	57.306	141.4	18:23.958								
8	2	1:58.514	34.829	30.023	53.662	254.1	20:22.472								
9	2	1:58.137	34.871	29.940	53.326	252.9	22:20.609								
10	2	7:47.098 B	35.795	31.518	6:39.785	245.5	30:07.707								
11	1	3:24.894 B	1:06.517	36.838	1:41.539	93.6	33:32.601								
12	2	2:23.945	55.600	31.722	56.623	134.8	35:56.546								
13	2	2:00.609	35.569	30.598	54.442	251.2	37:57.155								
14	2	1:59.006	35.226	30.471	53.309	252.3	39:56.161								
15	2	1:58.037	34.730	30.177	53.130	253.5	41:54.198								
131		Dodge Viper GTS-R 2002										GT1B			
1.		Franck MOREL													
1	1	13:27.183	...	37.473	1:06.003	96.9	13:27.183								
2	1	2:12.829	41.325	33.805	57.699	207.7	15:40.012								
3	1	2:05.585	36.470	30.877	58.238	248.8	17:45.597								
4	1	2:01.620	35.899	30.316	55.405	249.4	19:47.217								
5	1	2:12.232 B	35.347	30.413	1:06.472	250.6	21:59.449								
6	1	6:17.255	4:44.253	35.124	57.878	98.5	28:16.704								
7	1	2:01.129	35.758	30.671	54.700	248.3	30:17.833								
8	1	2:01.434	35.890	30.625	54.919	250.6	32:19.267								
9	1	2:02.474	35.771	30.506	56.197	249.4	34:21.741								
10	1	2:13.227 B	35.726	30.498	1:07.003	250.6	36:34.968								
134		Porsche RS Spyder 2008										INV			
1.		Julien CANAL													
1	1	2:55.726	1:30.656	32.029	53.041	127.5	2:55.726								
2	1	1:54.655	33.951	29.673	51.031	252.9	4:50.381								
3	1	1:53.910	33.999	29.734	50.177	254.1	6:44.291								