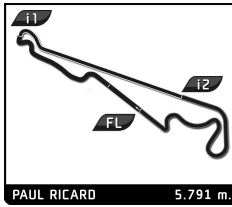


ENDURANCE RACING LEGENDS 1 - LMP>
DIX MILLE TOURS
QUALIFYING 1

Sector Analysis

							■ Personal Best ■ Session Best ■ Crossing the finish line in pit lane								
Lap	D	Time	Sector 1	Sector 2	Sector 3	T. Spd	Elapsed	Lap	D	Time	Sector 1	Sector 2	Sector 3	T. Spd	Elapsed
2		Maserati MC12 GT1 2005										GT1B			
		1. Alexander RITTWEGER													
		2. Sam HANCOCK													
1	1	2:23.734	55.443	32.386	55.905	131.4	2:23.734	9	1	1:58.582	34.514	29.754	54.314	257.8	20:17.637
2	1	1:58.466	34.589	29.934	53.943	252.9	4:22.200	10	1	1:57.914	34.551	29.376	53.987	257.1	22:15.551
3	1	1:54.587	33.496	29.147	51.944	255.9	6:16.787	11	1	3:06.340 B	35.773	29.565	2:01.002	259.0	25:21.891
4	1	1:56.606	33.708	28.914	53.984	256.5	8:13.393	12	1	2:14.919	52.661	29.434	52.824	149.4	27:36.810
5	1	4:37.837 B	33.462	28.981	3:35.394	257.1	12:51.230	13	1	1:53.818	33.314	29.403	51.101	257.8	29:30.628
6	1	2:29.688	59.804	30.145	59.739	150.4	15:20.918	14	1	1:52.257	33.250	28.763	50.244	258.4	31:22.885
7	1	2:00.618	35.774	29.773	55.071	252.3	17:21.536	15	1	1:55.242	33.752	29.045	52.445	259.6	33:18.127
8	1	1:59.301	35.287	29.568	54.446	254.7	19:20.837	16	1	1:51.995	33.028	28.823	50.144	260.2	35:10.122
9	1	1:59.335	35.555	29.592	54.188	250.0	21:20.172								
10	1	1:58.765	35.284	29.533	53.948	255.3	23:18.937								
11	1	1:57.498	34.836	29.438	53.224	254.7	25:16.435								
12	1	4:44.607 B	36.194	29.682	3:38.731	222.7	30:01.042								
13	1	2:26.984	58.241	31.192	57.551	156.7	32:28.026								
14	1	2:00.215	33.413	29.183	57.619	257.1	34:28.241								
15	1	1:53.342	33.218	29.655	50.469	257.8	36:21.583								
16	1	1:53.357	33.463	29.107	50.787	257.1	38:14.940								
17	1	1:56.695	33.528	29.036	54.131	257.1	40:11.635								
7		Bentley Speed 8 2003										LMP1B			
		1. Shaun LYNN													
		2. Maxwell LYNN													
1	1	2:59.272	1:27.579	31.866	59.827	85.6	2:59.272	1	1	2:17.198	57.501	28.760	50.937	126.8	2:17.198
2	1	1:56.790	34.946	28.860	52.984	257.1	4:56.062	2	1	1:49.270	32.718	27.456	49.096	269.3	4:06.468
3	1	1:52.115	33.754	28.239	50.122	264.7	6:48.177	3	1	1:48.781	31.974	28.256	48.551	269.3	5:55.249
4	1	1:51.613	33.002	27.767	50.844	267.3	8:39.790	4	1	1:48.824	31.941	27.448	49.435	268.7	7:44.073
5	1	1:58.587	37.944	28.690	51.953	179.7	10:38.377	5	1	1:50.230	31.885	27.730	50.615	268.0	9:34.303
6	1	1:57.601	33.894	28.523	55.184	268.7	12:35.978	6	1	1:53.125	32.781	27.432	52.912	268.7	11:27.428
7	1	2:20.706 B	36.230	33.271	1:11.205	267.3	14:56.684	7	1	1:50.184	32.060	28.300	49.824	269.3	13:17.612
8	1	5:46.472	4:21.414	31.081	53.977	115.9	20:43.156	8	1	2:12.229 B	33.956	28.738	1:09.535	268.0	15:29.841
9	1	2:07.636 B	33.525	29.119	1:04.992	268.0	22:50.792	9	1	5:08.307	3:44.762	30.323	53.222	52.7	20:38.148
10	1	2:13.575	51.840	31.213	50.522	150.6	25:04.367	10	1	1:56.568	35.039	29.059	52.470	267.3	22:34.716
11	1	1:51.881	32.838	28.149	50.894	267.3	26:56.248	11	1	1:55.096	34.236	28.519	52.341	269.3	24:29.812
12	1	1:50.274	32.797	27.831	49.646	266.7	28:46.522	12	1	1:55.069	34.532	28.607	51.930	268.7	26:24.881
13	1	1:55.411	32.487	28.281	54.643	266.7	30:41.933	13	1	1:55.370	34.142	28.714	52.514	271.4	28:20.251
14	1	2:12.687 B	35.750	29.737	1:07.200	235.8	32:54.620	14	1	2:15.260 B	34.106	28.828	1:12.326	270.0	30:35.511
15	1	5:18.527	3:56.364	30.275	51.888	116.9	35:54.038	15	1	5:18.527	3:56.364	30.275	51.888	116.9	35:54.038
16	1	1:56.928	35.565	28.478	52.885	259.0	37:50.966	16	1	1:56.928	35.565	28.478	52.885	259.0	37:50.966
17	1	1:52.952	33.531	28.189	51.232	270.0	39:43.918	17	1	1:52.952	33.531	28.189	51.232	270.0	39:43.918
18	1	1:53.457	33.635	28.361	51.461	271.4	41:37.375	18	1	1:53.457	33.635	28.361	51.461	271.4	41:37.375
19		Saleen S7-R 2001										GT1B			
		1. Steve BROOKS													
1	1	4:01.552	2:28.008	34.183	59.361	108.1	4:01.552	1	1	4:01.552	2:28.008	34.183	59.361	108.1	4:01.552
2	1	2:03.014	35.995	30.824	56.195	250.0	6:04.566	2	1	2:03.014	35.995	30.824	56.195	250.0	6:04.566
3	1	2:04.008	36.297	30.406	57.305	241.6	8:08.574	3	1	2:04.008	36.297	30.406	57.305	241.6	8:08.574
4	1	2:03.737	36.560	30.215	56.962	232.8	10:12.311	4	1	2:03.737	36.560	30.215	56.962	232.8	10:12.311
5	1	2:03.374	37.217	30.731	55.426	244.9	12:15.685	5	1	2:03.374	37.217	30.731	55.426	244.9	12:15.685
6	1	2:01.258	35.879	30.886	54.493	250.6	14:16.943	6	1	2:01.258	35.879	30.886	54.493	250.6	14:16.943
7	1	2:02.407	35.698	31.354	55.355	251.2	16:19.350	7	1	2:02.407	35.698	31.354	55.355	251.2	16:19.350
8	1	5:31.411 B	36.111	30.547	4:24.753	237.9	21:50.761	8	1	5:31.411 B	36.111	30.547	4:24.753	237.9	21:50.761
9	1	2:24.406	54.551	34.179	55.676	124.4	24:15.167	9	1	2:24.406	54.551	34.179	55.676	124.4	24:15.167
10	1	1:58.679	35.056	30.527	53.096	252.3	26:13.846	10	1	1:58.679	35.056	30.527	53.096	252.3	26:13.846
11	1	1:59.094	35.128	30.690	53.276	250.6	28:12.940	11	1	1:59.094	35.128	30.690	53.276	250.6	28:12.940
12	1	2:03.832	35.507	30.320	58.005	252.9	30:16.772	12	1	2:03.832	35.507	30.320	58.005	252.9	30:16.772
13	1	2:02.509	36.561	30.787	55.161	254.1	32:19.281	13	1	2:02.509	36.561	30.787	55.161	254.1	32:19.281
14	1	1:59.154	34.864	30.296	53.994	253.5	34:18.435	14	1	1:59.154	34.864	30.296	53.994	253.5	34:18.435
15	1	2:13.312	41.156	34.692	57.464	254.7	36:31.747	15	1	2:13.312	41.156	34.692	57.464	254.7	36:31.747
16	1	1:58.916	35.368	30.384	53.164	254.1	38:30.663	16	1	1:58.916	35.368	30.384	53.164	254.1	38:30.663
17	1	1:59.251	35.667	30.189	53.395	252.3	40:29.914	17	1	1:59.251	35.667	30.189	53.395	252.3	40:29.914
25		Lola-MG EX264 2005										LMP2B			
		1. Mike NEWTON													
1	1	4:41.474 B	3:02.224	30.765	1:08.485	129.5	4:41.474	1	1	4:41.474 B	3:02.224	30.765	1:08.485	129.5	4:41.474
2	1	3:44.912	2:21.309	29.527	54.076	136.5	8:26.386	2	1	3:44.912	2:21.309	29.527	54.076	136.5	8:26.386
3	1	2:02.372	36.555	29.976	55.841	256.5	10:28.758	3	1	2:02.372	36.555	29.976	55.841	256.5	10:28.758
4	1	2:06.110	40.921	30.813	54.376	257.1	12:34.868	4	1	2:06.110	40.921	30.813	54.376	257.1	12:34.868
5	1	2:01.391	35.941	29.535	55.915	254.1	14:36.259	5	1	2:01.391	35.941	29.535	55.915	254.1	14:36.259



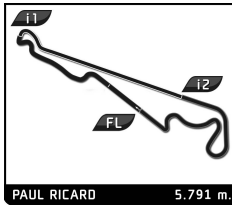
ENDURANCE RACING LEGENDS 1 - LMP>

DIX MILLE TOURS QUALIFYING 1

Sector Analysis

Personal Best Session Best B Crossing the finish line in pit lane

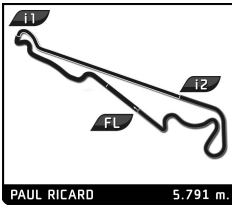
Lap	D	Time	Sector 1	Sector 2	Sector 3	T. Spd	Elapsed	Lap	D	Time	Sector 1	Sector 2	Sector 3	T. Spd	Elapsed
1	1	4:31.204	2:55.959	36.394	58.851	123.7	4:31.204	3	1	2:18.148B	37.858	31.304	1:08.986	209.7	14:11.913
2	1	2:05.096	38.668	31.965	54.463	239.5	6:36.300	4	1	4:36.501	3:10.149	30.752	55.600	105.4	18:48.414
3	1	2:00.187	34.653	31.051	54.483	238.4	8:36.487	5	1	2:06.875	36.690	31.400	58.785	248.8	20:55.289
4	1	2:01.130	35.351	30.781	54.998	240.5	10:37.617	6	1	2:06.727	36.484	32.863	57.380	248.3	23:02.016
5	1	2:01.610	35.540	30.713	55.357	241.1	12:39.227	7	1	2:13.993	38.581	38.461	56.951	240.5	25:16.009
6	1	2:15.116B	36.204	30.911	1:08.001	243.2	14:54.343	8	1	2:09.466	41.568	31.501	56.397	247.1	27:25.475
7	1	5:08.717	3:41.530	31.585	55.602	142.9	20:03.060	9	1	2:23.815B	38.971	32.811	1:12.033	246.0	29:49.290
8	1	1:59.560	35.357	30.945	53.258	242.2	22:02.620	74 Reynard 2KQ 2000 1. Jossierand DE MURARD LMP1B							
9	1	2:00.260	35.250	30.507	54.503	242.2	24:02.880	1	1	2:39.795	1:08.914	33.746	57.135	134.8	2:39.795
10	1	2:02.019	35.507	31.932	54.580	242.7	26:04.899	2	1	2:01.580	35.825	31.137	54.618	243.8	4:41.375
11	1	2:01.181	35.704	31.485	53.992	243.2	28:06.080	3	1	1:58.699	35.313	30.442	52.944	244.9	6:40.074
12	1	2:11.477	44.642	30.998	55.837	242.2	30:17.557	4	1	1:59.797	35.928	30.700	53.169	248.3	8:39.871
13	1	2:13.097	36.213	31.661	1:05.223	243.2	32:30.654	5	1	2:12.129B	36.948	30.564	1:04.617	238.9	10:52.000
14	1	1:59.675	35.391	30.827	53.457	243.2	34:30.329	6	1	2:52.332	1:27.873	30.546	53.913	152.3	13:44.332
15	1	2:46.847B	35.064	30.860	1:40.923	243.8	37:17.176	7	1	1:59.229	35.565	30.424	53.240	248.3	15:43.561
53 Aston Martin DBR9 2006 1. Richard MEINS GT1B 2. Andrew BENTLEY							83 Audi R8 LMP 2002 1. François PERRODO LMP1B								
1	1	3:17.583	1:38.927	35.282	1:03.374	115.4	3:17.583	1	1	2:37.912	1:10.398	31.534	55.980	142.5	2:37.912
2	1	2:09.410	38.142	32.334	58.934	250.0	5:26.993	2	1	1:54.550	34.965	28.516	51.069	261.5	4:32.462
3	1	2:03.435	36.327	30.306	56.802	252.9	7:30.428	3	1	1:54.334	34.994	28.063	51.277	237.4	6:26.796
4	1	2:02.373	36.225	30.231	55.917	253.5	9:32.801	4	1	1:53.938	34.012	28.175	51.751	260.9	8:20.734
5	1	2:04.083	37.040	31.288	55.755	254.7	11:36.884	5	1	1:53.069	33.439	28.012	51.618	268.0	10:13.803
6	1	2:01.603	35.835	30.191	55.577	254.7	13:38.487	6	1	2:05.043B	33.588	28.326	1:03.129	270.7	12:18.846
7	1	2:02.034	36.498	30.326	55.210	248.8	15:40.521	7	1	6:07.260	4:45.491	28.580	53.189	135.5	18:26.106
8	1	4:08.553B	37.553	33.344	2:57.656	251.2	19:49.074	8	1	1:55.732	34.182	30.604	50.946	270.7	20:21.838
9	1	2:17.630	53.105	30.429	54.096	135.3	22:06.704	9	1	1:51.475	32.817	27.982	50.676	271.4	22:13.313
10	1	1:58.041	34.950	29.772	53.319	255.3	24:04.745	10	1	1:51.721	32.730	29.234	49.757	270.7	24:05.034
11	1	1:59.380	35.417	29.707	54.256	254.7	26:04.125	11	1	1:53.339	33.832	29.614	49.893	272.7	25:58.373
12	1	1:57.696	35.263	29.734	52.699	257.1	28:01.821	12	1	1:52.593	34.067	27.995	50.531	255.3	27:50.966
13	1	1:58.360	35.868	29.781	52.711	246.0	30:00.181	13	1	1:49.589	32.656	27.580	49.533	270.0	29:40.555
14	1	1:56.089	34.403	29.382	52.304	255.3	31:56.270	14	1	1:49.209	32.564	27.594	49.051	270.0	31:29.764
15	1	1:56.229	34.372	29.438	52.419	257.8	33:52.499	15	1	1:48.931	32.383	27.734	48.814	272.0	33:18.695
16	1	1:56.082	34.311	29.271	52.500	256.5	35:48.581	16	1	1:49.230	33.285	27.670	48.275	246.0	35:07.925
17	1	2:04.841	37.732	30.352	56.757	206.9	37:53.422	17	1	1:49.195	32.305	27.666	49.224	271.4	36:57.120
62 Ferrari 550 Maranello Prodrive 2005 1. Nicolas JOFFRE GT1B							93 Aston Martin DBR9 2007 1. Emmanuel COLLARD GT1B								
1	1	4:05.783	2:27.120	36.256	1:02.407	100.4	4:05.783	1	1	2:24.694	59.524	30.885	54.285	109.0	2:24.694
2	1	2:12.055	39.564	31.542	1:00.949	240.5	6:17.838	2	1	1:58.504	35.398	30.433	52.673	258.4	4:23.198
3	1	2:07.599	37.803	30.621	59.175	244.3	8:25.437	3	1	1:55.349	34.345	29.105	51.899	259.6	6:18.547
4	1	2:04.765	36.882	30.436	57.447	251.7	10:30.202	4	1	1:56.324	34.382	29.082	52.860	260.9	8:14.871
5	1	2:03.918	36.850	30.857	56.211	256.5	12:34.120	5	1	1:57.538	34.361	29.051	54.126	260.2	10:12.409
6	1	2:13.896B	37.279	30.902	1:05.715	253.5	14:48.016	6	1	2:11.274B	34.402	29.068	1:07.804	259.0	12:23.683
7	1	5:08.525	3:38.370	31.401	58.754	118.4	19:56.541	7	1	6:29.423	5:05.574	29.446	54.403	158.8	18:53.106
8	1	2:02.548	36.630	30.696	55.222	255.9	21:59.089	8	1	1:58.037	35.017	29.237	53.783	259.0	20:51.143
9	1	2:02.002	36.093	30.498	55.411	256.5	24:01.091	9	1	1:57.764	34.397	30.932	52.435	258.4	22:48.907
10	1	2:02.593	36.979	30.763	54.851	255.9	26:03.684	10	1	1:55.813	34.142	29.460	52.211	258.4	24:44.720
11	1	2:03.359	36.693	30.715	55.951	256.5	28:07.043	11	1	1:55.435	33.978	29.386	52.071	259.0	26:40.155
12	1	2:02.650	36.592	30.345	55.713	257.8	30:09.693	12	1	1:58.597	36.001	29.687	52.909	259.0	28:38.752
13	1	3:05.129B	36.319	30.120	1:58.690	259.0	33:14.822	13	1	1:54.887	34.091	29.078	51.718	259.0	30:33.639
14	1	4:46.630B	3:01.607	32.153	1:12.870	111.9	38:01.452	14	1	2:15.109B	34.343	29.252	1:11.514	260.9	32:48.748
67 Saleen S7-R 2002 1. Kriton LENDOUDIS GT1B															
1	1	9:40.424	7:50.311	40.049	1:10.064	117.9	9:40.424								
2	1	2:13.341	41.355	32.515	59.471	187.2	11:53.765								



ENDURANCE RACING LEGENDS 1 - LMP>
DIX MILLE TOURS
QUALIFYING 1

Sector Analysis

Lap D Time Sector 1 Sector 2 Sector 3 T. Spd Elapsed							Lap D Time Sector 1 Sector 2 Sector 3 T. Spd Elapsed								
15	1	3:46.710	2:25.074	29.266	52.370	160.0	36:35.458	10	2	1:57.444	34.573	30.078	52.793	254.1	24:55.141
16	1	1:55.747	34.219	29.505	52.023	260.2	38:31.205	11	2	6:00.892 B	38.208	32.772	4:49.912	222.2	30:56.033
17	1	1:55.978	34.556	29.331	52.091	260.2	40:27.183	12	1	2:47.620	1:10.742	38.044	58.834	92.8	33:43.653
99 Zytec O4S 2004 1.Jamie CONSTABLE LMP1B							131 Dodge Viper GTS-R 2002 1.Franck MOREL GT1B								
1	1	3:25.488	1:49.472	37.679	58.337	127.2	3:25.488	1	1	3:06.554	1:06.189	49.578	1:10.787	96.6	3:06.554
2	1	2:19.089	38.061	39.497	1:01.531	219.1	5:44.577	2	1	2:29.803	45.407	41.357	1:03.039	165.6	5:36.357
3	1	1:55.096	34.472	29.200	51.424	258.4	7:39.673	3	1	2:30.056 B	40.689	36.899	1:12.468	194.9	8:06.413
4	1	1:54.019	33.470	29.013	51.536	257.8	9:33.692	4	1	4:37.000	2:54.666	38.664	1:03.670	106.2	12:43.413
5	1	3:45.030 B	38.668	30.890	2:35.472	250.0	13:18.722	5	1	2:15.902	40.188	36.026	59.688	180.3	14:59.315
6	1	2:23.910	56.714	34.117	53.079	150.6	15:42.632	6	1	2:05.571	37.048	30.990	57.533	238.4	17:04.886
7	1	1:51.927	33.587	28.670	49.670	257.8	17:34.559	7	1	2:02.229	35.961	30.642	55.626	248.3	19:07.115
8	1	1:50.836	32.534	28.605	49.697	259.0	19:25.395	8	1	2:20.592 B	36.087	34.078	1:10.427	250.6	21:27.707
9	1	5:59.554 B	32.727	28.643	4:58.184	259.6	25:24.949	9	1	6:43.811	5:07.340	36.185	1:00.286	90.3	28:11.518
10	1	2:19.930	56.743	31.124	52.063	140.6	27:44.879	10	1	2:02.594	36.419	30.705	55.470	244.3	30:14.112
11	1	1:51.657	33.163	28.503	49.991	259.0	29:36.536	11	1	2:02.572	36.658	30.728	55.186	239.5	32:16.684
100 Aston Martin DBR9 2006 1.Erik MARIS GT1B							134 Porsche RS Spyder 2008 1.Julien CANAL INV								
1	1	5:45.802 B	2:12.370	33.124	3:00.308	91.8	5:45.802	1	1	2:30.275	1:04.935	31.987	53.353	125.1	2:30.275
2	1	2:28.785	1:00.994	31.080	56.711	119.9	8:14.587	2	1	1:55.218	34.047	29.487	51.684	252.3	4:25.493
3	1	2:01.675	36.093	30.476	55.106	253.5	10:16.262	3	1	1:51.461	32.678	29.067	49.716	254.7	6:16.954
4	1	2:17.021	41.196	35.409	1:00.416	203.8	12:33.283	4	1	1:51.654	32.507	28.797	50.350	255.3	8:08.608
5	1	2:01.989	35.539	31.172	55.278	251.7	14:35.272	5	1	1:54.319	34.449	29.320	50.550	254.1	10:02.927
6	1	5:38.169 B	44.939	41.665	4:11.565	187.8	20:13.441	6	1	1:50.551	32.444	29.018	49.089	255.3	11:53.478
7	1	2:36.187	59.525	35.006	1:01.656	122.9	22:49.628	7	1	1:49.788	32.231	28.868	48.689	254.1	13:43.266
8	1	2:00.372	35.824	30.164	54.384	251.2	24:50.000	8	1	1:53.903	32.615	30.286	51.002	254.7	15:37.169
9	1	2:17.846	42.856	36.844	58.146	193.2	27:07.846	9	1	2:01.275 B	32.636	29.570	59.069	254.1	17:38.444
10	1	1:59.715	35.320	30.032	54.363	252.9	29:07.561	10	1	10:49.982	9:30.804	29.516	49.662	155.2	28:28.426
111 Lola B2K/40 2000 1.Christian PERRIER LMP2B							11 1 1:56.296 33.240 29.700 53.356 254.1 30:24.722								
1	1	3:51.433	2:06.362	39.363	1:05.708	91.7	3:51.433	12	1	1:57.717	33.508	29.383	54.826	254.1	32:22.439
2	1	2:15.422	40.651	35.593	59.178	201.9	6:06.855	13	1	1:53.059	32.407	29.789	50.863	256.5	34:15.498
3	1	2:29.892	39.071	33.709	1:17.112	203.8	8:36.747	14	1	1:49.441	32.076	28.909	48.456	255.3	36:04.939
4	1	7:03.082 B	44.590	36.473	5:42.019	185.6	15:39.829	15	1	2:02.483 B	33.613	29.385	59.485	255.3	38:07.422
5	1	2:41.015	1:05.385	34.716	1:00.914	101.9	18:20.844	16	1	3:20.854 B	1:52.417	29.661	58.776	158.8	41:28.276
6	1	2:11.013			58.427		20:31.857	140 Reynard Nasamax 2004 1.Sebastian GLASER LMP1B							
7	1	2:09.577			57.788	214.7	22:41.434	1	1	3:13.270	1:40.777	37.329	55.164	106.3	3:13.270
8	1	2:10.622					24:52.056	2	1	1:57.640	35.298	28.972	53.370	264.1	5:10.910
9	1	8:22.766 B	38.184	33.069	7:11.513		33:14.822	3	1	1:54.011	34.008	28.245	51.758	268.0	7:04.921
10	1	2:31.836					35:46.658	4	1	8:19.054 B	35.244	28.749	7:15.061	247.1	15:23.975
11	1	2:09.218					37:55.876	5	1	2:34.764	1:12.492	29.414	52.858	113.2	17:58.739
12	1	2:08.153					40:04.029	6	1	1:53.707	33.819	28.329	51.559	272.7	19:52.446
122 Nissan GT-R R35 2010 1.Eric DEBARD 2.Eric HELARY GT1B							7 1 7:53.590 B 34.196 28.528 6:50.866 272.7 27:46.036								
1	1	3:20.354	1:46.840	35.790	57.724	99.9	3:20.354	8	1	2:21.291	1:00.057	28.538	52.696	114.0	30:07.327
2	1	2:03.182	36.499	31.390	55.293	246.6	5:23.536	9	1	1:53.358	33.541	28.261	51.556	272.7	32:00.685
3	1	2:01.938	35.901	31.581	54.456	251.2	7:25.474								
4	1	2:02.599	33.624	31.962	57.013	249.4	9:28.073								
5	1	2:01.984	35.829	31.276	54.879	249.4	11:30.057								
6	1	4:49.259 B	35.967	32.137	3:41.155	252.3	16:19.316								
7	2	2:31.775	1:02.582	32.225	56.968	107.8	18:51.091								
8	2	2:08.767	35.022	30.420	1:03.325	254.1	20:59.858								
9	2	1:57.839	34.644	30.145	53.050	255.3	22:57.697								



ENDURANCE RACING LEGENDS 1 - LMP&C
DIX MILLE TOURS
QUALIFYING 1

Sector Analysis

PAUL RICARD 5.791 m.

■ Personal Best ■ Session Best **B** Crossing the finish line in pit lane

Lap	D	Time	Sector 1	Sector 2	Sector 3	T. Spd	Elapsed	Lap	D	Time	Sector 1	Sector 2	Sector 3	T. Spd	Elapsed
333		Zytek 04S 2004													LMP1B
		1. Max CHILTON													
1	1	9:08.651	7:43.318	31.508	53.825	125.4	9:08.651								
2	1	1:57.574	35.506	30.366	51.702	241.1	11:06.225								
3	1	2:07.985 B	34.147	30.194	1:03.644	242.2	13:14.210								
4	1	11:43.118	...	30.492	50.908	144.2	24:57.328								
5	1	2:06.190 B	34.427	30.784	1:00.979	242.7	27:03.518								
6	1	6:48.421 B			1:06.451	149.2	33:51.939								