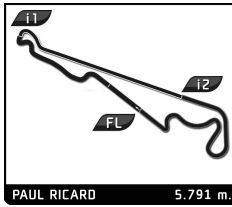


CLASSIC ENDURANCE RACING 2
DIX MILLE TOURS
QUALIFYING

Sector Analysis

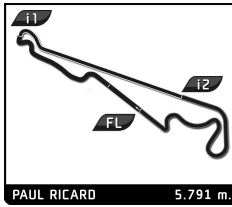
Personal Best							Session Best							B Crossing the finish line in pit lane								
Lap	D	Time	Sector 1	Sector 2	Sector 3	T. Spd	Elapsed	Lap	D	Time	Sector 1	Sector 2	Sector 3	T. Spd	Elapsed							
1 Cheetah G601 1976 1. Beat EGGIMANN P-2L							3 1 4:43.275 B 44.865 1:10.824 2:47.586 203.8 10:40.285							4 1 2:47.297 1:04.333 37.620 1:05.344 114.4 13:27.582								
1	1	2:40.738	1:04.391	35.097	1:01.250	105.7	2:40.738	5	1	2:33.688	39.804	36.568	1:17.316	215.1	16:01.270							
2	1	2:11.521	39.931	33.431	58.159	201.1	4:52.259	6	1	4:06.721	1:04.601	1:09.979	1:52.141	91.3	20:07.991							
3	1	3:15.896 B	39.382	33.743	2:02.771	218.6	8:08.155	7	1	2:53.815	1:11.674	37.161	1:04.980	81.7	23:01.806							
4	1	3:05.793	1:17.463	49.045	59.285	85.7	11:13.948	8	1	2:16.414	39.446	34.692	1:02.276	214.7	25:18.220							
5	1	2:10.422	38.620	32.955	58.847	230.3	13:24.370	9	1	2:14.939	39.453	34.535	1:00.951	208.9	27:33.159							
6	1	2:20.464	38.855	33.049	1:08.560	233.3	15:44.834	10	1	5:03.244 B	44.406	37.144	3:41.694	180.9	32:36.403							
7	1	4:10.850	1:05.462	1:17.828	1:47.560	91.7	19:55.684	11	2	3:21.329 B	1:00.828	41.028	1:39.473	133.3	35:57.732							
8	1	6:08.431 B	1:12.068	38.690	4:17.673	75.2	26:04.115	12	2	2:23.507	53.735	33.142	56.630	141.4	38:21.239							
9	1	2:35.993	1:02.878	34.839	58.276	133.2	28:40.108	13	2	2:04.684	36.600	32.497	55.587	224.5	40:25.923							
10	1	2:06.762	37.429	32.191	57.142	232.8	30:46.870	14	2	2:03.468	36.206	32.241	55.021	224.5	42:29.391							
11	1	2:06.289	37.173	32.119	56.997	232.8	32:53.159	15	2	2:02.736	35.883	32.455	54.398	227.4	44:32.127							
12	1	2:05.265	36.709	32.162	56.394	231.3	34:58.424	16	2	4:27.370 B	37.981	34.311	3:15.078	227.8	48:59.497							
13	1	2:05.444	36.775	32.548	56.121	231.8	37:03.868	12 Lola T298 1981 1. Stéphane NGUYEN P-2L														
14	1	2:06.016	36.819	32.199	56.998	231.3	39:09.884	1	1	3:30.191	1:51.883	36.758	1:01.550	118.0	3:30.191							
15	1	5:16.823 B	43.477	37.497	3:55.849	211.8	44:26.707	2	1	2:10.773	38.774	33.237	58.762	228.3	5:40.964							
2 Lola T298 1979 1. Frédéric DA ROCHA P-2L							3 1 2:55.556 37.533 33.742 1:44.281 227.4 8:36.520							4 1 2:48.784 1:17.158 34.243 57.383 72.7 11:25.304								
1	1	2:50.451	1:14.627	34.511	1:01.313	98.6	2:50.451	5	1	2:05.904	37.242	31.994	56.668	228.3	13:31.208							
2	1	2:13.865	38.153	34.034	1:01.678	227.8	5:04.316	6	1	2:36.931 B	37.040	35.074	1:24.817	231.3	16:08.139							
3	1	2:21.367 B	38.001	32.668	1:10.698	228.8	7:25.683	7	1	6:08.178	2:43.948	1:35.958	1:48.272	135.0	22:16.317							
4	1	4:05.431	2:32.565	34.605	58.261	106.6	11:31.114	8	1	2:08.984	37.168	32.110	59.706	227.8	24:25.301							
5	1	2:08.335	37.604	32.765	57.966	228.8	13:39.449	9	1	2:06.209	37.037	31.962	57.210	228.8	26:31.510							
6	1	2:29.521	38.148	33.529	1:17.844	230.8	16:08.970	10	1	2:06.362	37.067	32.313	56.982	229.8	28:37.872							
7	1	4:19.522 B	1:10.374	1:16.115	1:53.033	82.3	20:28.492	11	1	2:05.146	37.182	32.035	55.929	230.8	30:43.018							
8	1	3:29.215	1:57.657	33.557	58.001	129.8	23:57.707	12	1	2:05.122	36.791	32.210	56.121	229.3	32:48.140							
9	1	2:07.764	37.472	32.494	57.798	227.8	26:05.471	13	1	2:05.576	36.639	32.657	56.280	229.8	34:53.716							
10	1	2:06.914	37.224	32.451	57.239	229.3	28:12.385	14	1	2:30.910 B	39.953	38.305	1:12.652	215.6	37:24.626							
11	1	2:05.241	36.908	31.760	56.573	230.8	30:17.626	15	1	3:13.407	1:45.070	32.275	56.062	138.1	40:38.033							
12	1	2:12.275	37.889	36.008	58.378	230.3	32:29.901	16	1	2:20.727	37.152	32.204	1:11.371	229.3	42:58.760							
7 Chevron B21 1972 1. Jean LEGRAS P-2L							17 1 2:05.644 37.042 32.229 56.373 229.3 45:04.404							16 BMW M1 Gr.5 1979 1. Albert WEINZIERL GT2								
1	1	3:00.624	1:16.502	38.012	1:06.110	98.2	3:00.624	1	1	5:12.202	3:16.707	44.047	1:11.448	94.5	5:12.202							
2	1	2:24.376	40.671	36.777	1:06.928	193.5	5:25.000	2	1	2:35.521	40.781	33.907	1:20.833	211.4	7:47.723							
3	1	2:59.981 B	40.038	36.182	1:43.761	193.2	8:24.981	3	1	3:19.666	1:06.771	1:10.219	1:02.676	89.8	11:07.389							
4	1	4:30.941	2:51.599	35.996	1:03.346	109.1	12:55.922	4	1	2:12.221	39.274	33.353	59.594	225.0	13:19.610							
5	1	2:22.490	40.714	35.726	1:06.050	181.5	15:18.412	5	1	2:16.555	38.828	32.835	1:04.892	231.3	15:36.165							
6	1	4:34.012	1:13.950	1:27.279	1:52.783	78.4	19:52.424	6	1	4:26.400 B	1:08.375	1:22.109	1:55.916	87.2	20:02.565							
7	1	3:01.196	1:14.620	41.399	1:05.177	73.9	22:53.620	7	1	4:23.064	2:47.885	33.107	1:02.072	114.6	24:25.629							
8	1	2:12.996	38.985	33.897	1:00.114	206.1	25:06.616	8	1	2:11.934	38.890	33.223	59.821	227.8	26:37.563							
9	1	2:10.917	38.388	34.280	58.249	207.3	27:17.533	9	1	2:10.441	38.541	32.680	59.220	229.3	28:48.004							
10	1	2:10.264	38.551	33.516	58.197	204.9	29:27.797	10	1	2:10.628	38.340	32.636	59.652	228.8	30:58.632							
11	1	2:08.897	37.914	33.606	57.377	215.1	31:36.694	11	1	2:10.578	39.276	32.613	58.689	220.9	33:09.210							
12	1	2:18.796	40.629	36.905	1:01.262	190.8	33:55.490	12	1	2:11.444	38.545	32.693	1:00.206	229.8	35:20.654							
13	1	2:08.696	38.229	33.136	57.331	218.2	36:04.186	13	1	2:29.725 B	41.867	34.297	1:13.561	185.9	37:50.379							
14	1	2:23.707	41.563	37.874	1:04.270	179.1	38:27.893	17 Porsche 930 Turbo 3.3 1979 1. Philippe COLANCON GT2														
15	1	2:08.917	38.179	32.851	57.887	219.1	40:36.810	1	1	4:50.367	3:03.441	39.060	1:07.866	94.8	4:50.367							
16	1	2:43.451 B	39.968	36.785	1:26.698	210.5	43:20.261	2	1	2:25.010	40.789	35.854	1:08.367	214.3	7:15.377							
10 Osella PA5 1977 1. Roberto TURRIZIANI 2. Nick PADMORE P-2L							3 1 3:41.950 1:08.931 1:20.662 1:12.357 89.5 10:57.327							4 1 2:17.426 40.814 34.859 1:01.753 216.4 13:14.753								
1	1	3:36.921	1:49.451	37.599	1:09.871	105.9	3:36.921															
2	1	2:20.089	40.922	36.256	1:02.911	210.5	5:57.010															



CLASSIC ENDURANCE RACING 2
DIX MILLE TOURS
QUALIFYING

Sector Analysis

								Personal Best					Session Best					B Crossing the finish line in pit lane					
Lap	D	Time	Sector 1	Sector 2	Sector 3	T. Spd	Elapsed	Lap	D	Time	Sector 1	Sector 2	Sector 3	T. Spd	Elapsed								
20 TOJ SS02 1974 1. Hugo MEZARD P-2L																							
1	1	3:22.054	1:23.459	45.732	1:12.863	100.0	3:22.054																
2	1	2:21.026	41.415	35.737	1:03.874	200.7	5:43.080																
3	1	3:08.452	B 41.101	45.758	1:41.593	211.4	8:51.532																
4	1	4:45.116	3:07.044	36.052	1:02.020	116.6	13:36.648																
5	1	2:46.853	B 40.268	35.251	1:31.334	216.4	16:23.501																
6	1	7:42.734	6:02.910	37.288	1:02.536	121.2	24:06.235																
7	1	2:16.310	40.228	34.616	1:01.466	213.4	26:22.545																
8	1	2:20.682	43.596	35.152	1:01.934	213.4	28:43.227																
9	1	2:15.095	39.637	34.530	1:00.928	216.9	30:58.322																
10	1	2:15.896	40.552	34.673	1:00.671	215.1	33:14.218																
11	1	2:15.103	39.626	34.254	1:01.223	216.9	35:29.321																
12	1	2:14.586	39.890	34.258	1:00.438	215.6	37:43.907																
13	1	2:14.416	39.774	34.326	1:00.316	217.3	39:58.323																
14	1	2:13.511	39.516	33.840	1:00.155	214.3	42:11.834																
15	1	2:14.328	40.115	34.459	59.754	216.9	44:26.162																
16	1	3:00.264	B 47.769	42.719	1:29.776	216.4	47:26.426																
21 Chevron B26 1974 1. John EMBERSON 2. Nigel GREENSALL P-2L																							
1	1	2:42.842	1:03.510	38.233	1:01.099	95.2	2:42.842																
2	1	2:13.530	39.724	34.319	59.487	213.9	4:56.372																
3	1	2:20.605	38.677	33.092	1:08.836	212.2	7:16.977																
4	1	3:36.149	1:08.767	1:20.293	1:07.089	88.5	10:53.126																
5	1	2:13.269	39.614	33.538	1:00.117	214.7	13:06.395																
6	1	6:29.573	B 38.455	37.571	5:13.547	222.2	19:35.968																
7	1	3:00.728	1:16.788	44.218	59.722	101.0	22:36.696																
8	1	2:10.162	38.468	33.216	58.478	220.4	24:46.858																
9	1	2:09.915	38.726	33.156	58.033	222.7	26:56.773																
10	1	2:11.443	38.489	33.103	59.851	225.0	29:08.216																
11	1	2:11.795	39.864	33.434	58.497	216.0	31:20.011																
12	1	3:41.592	B 38.338	33.210	2:30.044	226.9	35:01.603																
13	2	2:34.839	1:01.745	35.443	57.651	126.5	37:36.442																
14	2	2:04.626	36.426	32.463	55.737	229.8	39:41.068																
15	2	2:04.117	36.969	32.042	55.106	226.9	41:45.185																
16	2	2:03.301	35.838	31.992	55.471	230.3	43:48.486																
17	2	2:02.659	35.959	32.173	54.527	229.3	45:51.145																
22 Chevron B27S 1974 1. Kyle TILLEY P+2L																							
1	1	2:17.131	48.151	30.736	58.244	121.8	2:17.131																
2	1	2:01.632	36.234	30.025	55.373	244.9	4:18.763																
3	1	2:01.521	35.983	29.735	55.803	239.5	6:20.284																
4	1	12:12.386	B 42.736	1:02.668	...	180.0	18:32.670																
5	1	3:53.127	1:26.975	1:24.412	1:01.740	75.2	22:25.797																
6	1	2:12.886	42.492	32.650	57.744	260.9	24:38.683																
7	1	2:00.591	35.945	29.658	54.988	251.2	26:39.274																
8	1	2:13.204	B 35.961	29.315	1:07.928	223.1	28:52.478																
9	1	2:55.663	1:05.273	39.828	1:10.562	103.1	31:48.141																
10	1	1:59.331	35.319	29.620	54.392	257.1	33:47.472																
11	1	1:59.164	35.247	29.591	54.326	247.7	35:46.636																
12	1	4:46.137	B 43.719	40.163	3:22.255	190.8	40:32.773																
25 Porsche 935 1981 1. Emmanuel BRIGAND GT2																							
1	1	3:08.160	1:29.893	35.630	1:02.637	88.2	3:08.160																
2	1	2:13.094	37.915	32.559	1:02.620	258.4	5:21.254																
3	1	2:33.657	B 37.457	30.619	1:25.581	253.5	7:54.911																
4	1	4:16.259	2:48.078	31.003	57.178	112.9	12:11.170																
5	1	2:03.882	36.972	30.536	56.374	257.1	14:15.052																
6	1	3:10.903	B 36.346	50.347	1:44.210	258.4	17:25.955																
7	1	6:29.797	4:57.914	32.523	59.360	103.7	23:55.752																
8	1	2:04.162	36.514	30.543	57.105	253.5	25:59.914																
9	1	2:03.561	36.840	30.365	56.356	256.5	28:03.475																
10	1	2:02.916	36.163	30.342	56.411	255.3	30:06.391																
11	1	2:54.772	B 38.338	50.965	1:25.469	257.8	33:01.163																
26 Chevron B36 1976 1. Claude LE JEAN 2. Lucien ROSSIAUD P-2L																							
1	2	3:35.119	1:50.523	38.860	1:05.736	107.2	3:35.119																
2	2	2:21.258	41.712	35.316	1:04.230	220.0	5:56.377																
28 Porsche 930 Turbo Gruppe IV 1978 1. Fabio SPIRGI GT2																							
1	1	3:14.879	1:33.347	36.187	1:05.345	99.0	3:14.879																
2	1	2:18.824	40.729	34.545	1:03.550	226.4	5:33.703																
3	1	5:02.755	B 41.044	34.612	3:47.099	219.1	10:36.458																
4	1	2:41.564	1:03.505	34.332	1:03.727	117.6	13:18.022																
5	1	8:24.731	B 41.863	35.218	7:07.650	221.8	21:42.753																
6	1	2:47.411	1:04.977	34.977	1:07.457	112.5	24:30.164																
7	1	2:19.813	41.161	34.692	1:03.960	215.6	26:49.977																
8	1	2:20.253	41.051	34.691	1:04.511	216.4	29:10.230																
9	1	2:30.089	43.367	37.499	1:09.223	219.5	31:40.319																
10	1	2:18.835	41.270	34.306	1:03.259	220.9	33:59.154																
11	1	4:01.227	B 45.159	37.712	2:38.356	184.9	38:00.381																
42 Chevron B36 1979 1. Philipp BRUEHWILER P-2L																							
1	1	2:40.534	1:00.637	37.461	1:02.436	95.9	2:40.534																
2	1	2:14.099	38.652	36.240	59.207	227.8	4:54.633																
3	1	5:12.161	B 37.940	34.118	4:00.103	225.5	10:06.794																
4	1	2:33.423	57.975	35.171	1:00.277	126.0	12:40.217																
5	1	2:10.853	38.325	33.524	59.004	221.8	14:51.070																
6	1	8:52.676	B 41.841	1:00.715	7:10.120	222.7	23:43.746																
7	1	2:41.845	1:07.979	34.960	58.906	117.3	26:25.591																
8	1	2:11.928	39.540	33.700	58.688	220.9	28:37.519																
9	1	2:11.160	39.007	34.258	57.895	220.9	30:48.679																
10	1	2:08.912	37.862	33.367	57.683	222.2	32:57.591																
11	1	2:10.691	39.072	33.638	57.981	220.0	35:08.282																
12	1	2:09.934	37.848	33.638	58.448	220.4	37:18.216																
13	1	2:09.190	37.573	33.430	58.187	221.3	39:27.406																
14	1	4:56.643	B 39.374	50.937	3:26.332	219.5	44:24.049																
49 TOJ SC303 1978 1. Dominique GUENAT P+2L																							
1	1	3:19.284	1:38.280	36.419	1:04.585	108.0	3:19.284																
2	1	2:04.141	37.455	30.825	55.861	233.8	5:23.425																
3	1	4:57.005	B 36.838	30.247	3:49.920	246.0	10:20.430																
4	1	2:32.217	1:03.050	31.187	57.980	112.7	12:52.647																



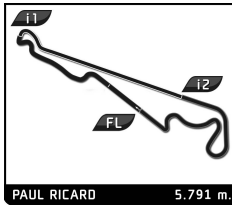
CLASSIC ENDURANCE RACING 2

DIX MILLE TOURS

QUALIFYING

Sector Analysis

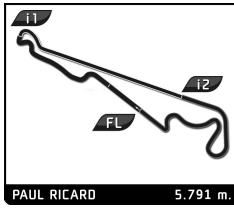
							■ Personal Best ■ Session Best ■ Crossing the finish line in pit lane								
Lap	D	Time	Sector 1	Sector 2	Sector 3	T. Spd	Elapsed	Lap	D	Time	Sector 1	Sector 2	Sector 3	T. Spd	Elapsed
5	1	2:03.621	37.181	30.958	55.482	237.9	14:56.268	6	2	4:01.135	2:28.286	31.466	1:01.383	117.0	33:05.311
6	1	7:09.685 B	47.892	1:06.731	5:15.062	248.3	22:05.953	7	2	2:05.082	37.246	30.810	57.026	248.3	35:10.393
7	1	2:37.602	1:06.865	32.393	58.344	107.4	24:43.555	8	2	2:04.522	37.016	30.579	56.927	246.6	37:14.915
8	1	2:01.206	36.204	30.056	54.946	250.0	26:44.761	9	2	2:04.467	36.707	30.900	56.860	246.6	39:19.382
9	1	11:59.270 B	39.380	31.101	...	226.4	38:44.031	10	2	2:17.933	41.880	35.222	1:00.831	221.8	41:37.315
10	1	2:33.031	1:02.409	32.312	58.310	128.1	41:17.062	11	2	2:04.620	36.738	30.731	57.151	248.8	43:41.935
11	1	2:01.002	36.315	30.023	54.664	242.7	43:18.064	12	2	2:36.035 B	41.501	38.326	1:16.208	197.8	46:17.970
12	1	2:00.425	35.974	29.886	54.565	247.7	45:18.489								
50 Lola T286 1976															
1. Maxime GUENAT P+2L															
1	1	3:05.007	1:30.664	34.009	1:00.334	124.1	3:05.007	1	1	2:46.257	1:03.214	39.211	1:03.832	101.0	2:46.257
2	1	2:08.003	36.775	32.703	58.525	248.8	5:13.010	2	1	2:19.650	40.288	35.727	1:03.635	206.1	5:05.907
3	1	4:51.743 B	37.048	30.945	3:43.750	248.3	10:04.753	3	1	5:26.658 B	38.586	33.721	4:14.351	226.9	10:32.565
4	1	2:23.804	55.116	31.554	57.134	133.8	12:28.557	4	1	2:34.217	1:01.873	33.720	58.624	119.1	13:06.782
5	1	2:02.402	35.929	30.967	55.506	248.3	14:30.959	5	1	2:15.188	38.548	33.962	1:02.678	228.8	15:21.970
6	1	6:12.667 B	37.268	1:20.226	4:15.173	252.3	20:43.626	6	1	7:51.373 B	1:12.193	1:27.846	5:11.334	80.4	23:13.343
7	1	2:26.006	59.076	31.402	55.528	83.6	23:09.632	7	2	3:16.314 B	1:05.857	37.378	1:33.079	97.7	26:29.657
8	1	2:05.263	36.321	30.789	58.153	248.3	25:14.895	8	2	2:33.028	57.416	34.416	1:01.196	114.2	29:02.685
9	1	2:02.625	36.360	30.969	55.296	250.0	27:17.520	9	2	2:13.969	39.278	33.475	1:01.216	220.4	31:16.654
10	1	2:02.143	36.100	30.781	55.262	251.2	29:19.663	10	2	2:12.394	39.149	33.479	59.766	226.9	33:29.048
11	1	2:02.082	35.766	31.229	55.087	251.7	31:21.745	11	2	2:12.956	39.053	33.673	1:00.230	229.3	35:42.004
12	1	2:02.410	35.690	31.386	55.334	253.5	33:24.155	12	2	2:13.924	40.337	33.570	1:00.017	218.6	37:55.928
13	1	2:01.362	35.725	30.483	55.154	250.6	35:25.517	13	2	2:11.828	39.008	33.358	59.462	228.8	40:07.756
14	1	4:15.251 B	36.044	30.599	3:08.608	252.3	39:40.768	14	2	2:11.722	39.075	33.280	59.367	226.4	42:19.478
15	1	2:20.340	53.927	30.839	55.574	134.2	42:01.108	15	2	2:11.321	38.964	33.338	59.019	228.8	44:30.799
16	1	2:01.224	35.438	30.643	55.143	252.3	44:02.332	16	2	2:13.786	40.412	33.875	59.499	225.5	46:44.585
52 TOJ SC304 1976															
1. Yves SCEMAMA P+2L															
1	1	3:13.405	1:41.211	32.906	59.288	112.0	3:13.405	1	2	2:23.219	49.715	34.035	59.469	114.0	2:23.219
2	1	2:06.259	36.453	30.626	59.180	250.0	5:19.664	2	2	2:07.578	38.329	32.173	57.076	234.8	4:30.797
3	1	2:29.005	37.895	30.158	1:20.952	218.6	7:48.669	3	2	2:05.257	37.072	31.518	56.667	234.3	6:36.054
4	1	3:10.737	1:07.362	1:06.535	56.840	91.2	10:59.406	4	2	3:54.047 B	39.274	1:22.475	1:52.298	235.8	10:30.101
5	1	2:03.674	37.449	30.631	55.594	225.5	13:03.080	5	1	12:33.556	3:13.628	8:18.153	1:01.775	135.0	23:03.657
6	1	2:01.889	35.935	30.712	55.242	254.1	15:04.969	6	1	2:11.915	39.428	31.908	1:00.579	234.3	25:15.572
7	1	5:42.594 B	55.308	1:15.355	3:31.931	121.9	20:47.563	7	1	2:10.706	39.472	32.087	59.147	229.8	27:26.278
8	1	2:25.047	58.235	30.723	56.089	133.8	23:12.610	8	1	2:11.981	39.353	32.512	1:00.116	236.3	29:38.259
9	1	2:02.809	36.702	30.203	55.904	220.0	25:15.419	9	1	2:15.032	38.563	31.777	1:04.692	237.9	31:53.291
10	1	2:06.547	37.748	31.599	57.200	235.3	27:21.966	10	1	2:11.451	39.218	31.835	1:00.398	225.5	34:04.742
11	1	2:01.602	36.117	30.135	55.350	252.9	29:23.568	11	1	2:43.851 B	42.809	37.086	1:23.956	204.5	36:48.593
12	1	2:01.284	36.264	30.052	54.968	244.9	31:24.852	12	1	5:10.720	3:35.606	33.617	1:01.497	139.7	41:59.313
13	1	2:01.245	35.892	30.105	55.248	254.7	33:26.097	13	1	2:10.079	39.193	31.817	59.069	236.8	44:09.392
14	1	2:01.994	36.012	30.163	55.819	254.1	35:28.091	14	1	2:10.799	38.853	31.575	1:00.371	238.9	46:20.191
15	1	2:10.350	36.122	35.195	59.033	252.9	37:38.441								
16	1	2:01.576	36.325	30.583	54.668	249.4	39:40.017								
17	1	2:00.889	35.938	30.288	54.663	250.0	41:40.906								
18	1	2:02.683	35.867	30.120	56.696	254.7	43:43.589								
19	1	2:01.048	36.121	30.221	54.706	246.6	45:44.637								
54 Porsche 935 1979															
1. Dennis BUSCH GT2															
2. Marc BUSCH															
1	1	19:28.641	...	1:23.297	1:57.642	85.4	19:28.641	1	1	3:47.516	1:37.173	50.561	1:19.782	80.4	3:47.516
2	1	3:06.477	1:17.866	48.298	1:00.313	70.9	22:35.118	2	1	2:31.527	47.573	37.831	1:06.123	173.4	6:19.043
3	1	2:05.024	37.248	30.957	56.819	242.7	24:40.142	3	1	3:36.886 B	46.053	1:03.236	1:47.597	183.7	9:55.929
4	1	2:02.278	36.190	30.133	55.955	244.3	26:42.420	4	1	2:52.425	1:08.116	38.627	1:05.682	102.3	12:48.354
5	1	2:21.756 B	40.345	31.806	1:09.605	222.7	29:04.176	5	1	2:16.132	40.555	33.188	1:02.389	224.5	15:04.486
							6	1	3:59.229 B	54.643	1:14.253	1:50.333	136.9	19:03.715	
							7	1	6:07.743	4:21.277	39.761	1:06.705	87.4	25:11.458	
							8	1	2:14.144	40.396	32.458	1:01.290	222.7	27:25.602	
							9	1	2:14.057	39.236	32.836	1:01.985	223.1	29:39.659	
							10	1	2:12.737	39.073	32.023	1:01.641	232.3	31:52.396	
							11	1	3:03.260 B	46.889	45.211	1:31.160	172.2	34:55.656	



CLASSIC ENDURANCE RACING 2
DIX MILLE TOURS
QUALIFYING

Sector Analysis

							■ Personal Best ■ Session Best ■ Crossing the finish line in pit lane								
Lap	D	Time	Sector 1	Sector 2	Sector 3	T. Spd	Elapsed	Lap	D	Time	Sector 1	Sector 2	Sector 3	T. Spd	Elapsed
85 Lola T292 1973 1. Tony SINCLAIR P-2L															
1	1	3:35.074	B	1:30.227	38.349	1:26.498	107.0	3:35.074							
2	1	4:30.532	B	2:08.724	52.437	1:29.371	112.4	8:05.606							
3	1	7:02.850		5:32.313	33.789	56.748	120.3	15:08.456							
4	1	4:18.663	B	1:01.164	1:22.800	1:54.699	118.2	19:27.119							
5	1	5:29.834		3:58.178	34.590	57.066	107.9	24:56.953							
6	1	2:06.198		37.412	31.975	56.811	227.8	27:03.151							
7	1	2:05.930		37.387	31.949	56.594	228.3	29:09.081							
8	1	2:07.567		38.196	31.973	57.398	226.4	31:16.648							
9	1	2:08.844		38.774	32.695	57.375	226.9	33:25.492							
10	1	2:06.327		37.569	31.966	56.792	230.8	35:31.819							
11	1	2:30.403	B	39.590	33.168	1:17.645	203.8	38:02.222							
12	1	5:03.038		3:34.055	32.490	56.493	133.5	43:05.260							
13	1	2:05.687		37.408	31.875	56.404	227.4	45:10.947							
88 BMW M1 Procar 1979 1. Michael HINDERER GT2 2. Christian TRABER															
1	1	2:55.700		1:12.130	35.450	1:08.120	111.7	2:55.700							
2	1	2:22.412		42.352	34.460	1:05.600	194.2	5:18.112							
3	1	2:33.801		41.728	34.506	1:17.567	203.8	7:51.913							
4	1	3:19.288		1:06.771	1:09.474	1:03.043	85.9	11:11.201							
5	1	2:18.028		40.776	33.965	1:03.287	219.5	13:29.229							
6	1	2:33.040		40.461	34.375	1:18.204	218.2	16:02.269							
7	1	4:23.706	B	1:05.013	1:10.888	2:07.805	91.8	20:25.975							
8	1	3:59.660		2:18.963	35.719	1:04.978	96.6	24:25.635							
9	1	2:16.877		40.669	34.260	1:01.948	211.8	26:42.512							
10	1	2:17.169		40.880	33.899	1:02.390	220.4	28:59.681							
11	1	2:17.188		40.240	33.921	1:03.027	217.3	31:16.869							
12	1	2:14.442		39.913	33.856	1:00.673	221.3	33:31.311							
13	1	2:14.540		39.509	33.642	1:01.389	220.9	35:45.851							
14	1	2:39.105	B	41.031	35.258	1:22.816	195.3	38:24.956							
15	1	5:25.581		3:38.856	36.937	1:09.788	101.7	43:50.537							
16	1	2:21.010		42.719	34.167	1:04.124	198.5	46:11.547							
90 Porsche 911 RSR 1976 1. Andreas ROLNER GT2															
1	1	3:52.205		1:57.807	41.106	1:13.292	105.8	3:52.205							
2	1	2:30.709		44.948	38.115	1:07.646	153.0	6:22.914							
3	1	3:49.428		47.839	1:20.968	1:40.621	200.7	10:12.342							
4	1	2:22.236		42.084	36.191	1:03.961	201.9	12:34.578							
5	1	2:20.050		40.879	35.905	1:03.266	206.9	14:54.628							
6	1	3:53.474	B	53.330	1:15.912	1:44.232	206.5	18:48.102							
7	1	6:55.379		5:09.256	38.447	1:07.676	89.9	25:43.481							
8	1	2:21.530		41.662	35.929	1:03.939	203.4	28:05.011							
9	1	2:19.133		40.830	35.519	1:02.784	206.9	30:24.144							
10	1	2:17.974		40.013	35.539	1:02.422	207.7	32:42.118							
11	1	2:35.226	B	40.860	40.573	1:13.793	206.9	35:17.344							
92 Porsche 911 RSR 1976 1. Andreas ROLNER GT2															
1	1	3:52.205		1:57.807	41.106	1:13.292	105.8	3:52.205							
2	1	2:30.709		44.948	38.115	1:07.646	153.0	6:22.914							
3	1	3:49.428		47.839	1:20.968	1:40.621	200.7	10:12.342							
4	1	2:22.236		42.084	36.191	1:03.961	201.9	12:34.578							
5	1	2:20.050		40.879	35.905	1:03.266	206.9	14:54.628							
6	1	3:53.474	B	53.330	1:15.912	1:44.232	206.5	18:48.102							
7	1	6:55.379		5:09.256	38.447	1:07.676	89.9	25:43.481							
8	1	2:21.530		41.662	35.929	1:03.939	203.4	28:05.011							
9	1	2:19.133		40.830	35.519	1:02.784	206.9	30:24.144							
10	1	2:17.974		40.013	35.539	1:02.422	207.7	32:42.118							
11	1	2:35.226	B	40.860	40.573	1:13.793	206.9	35:17.344							
99 Porsche 911 RSR 1976 1. Andreas ROLNER GT2															
1	1	3:52.205		1:57.807	41.106	1:13.292	105.8	3:52.205							
2	1	2:30.709		44.948	38.115	1:07.646	153.0	6:22.914							
3	1	3:49.428		47.839	1:20.968	1:40.621	200.7	10:12.342							
4	1	2:22.236		42.084	36.191	1:03.961	201.9	12:34.578							
5	1	2:20.050		40.879	35.905	1:03.266	206.9	14:54.628							
6	1	3:53.474	B	53.330	1:15.912	1:44.232	206.5	18:48.102							
7	1	6:55.379		5:09.256	38.447	1:07.676	89.9	25:43.481							
8	1	2:21.530		41.662	35.929	1:03.939	203.4	28:05.011							
9	1	2:19.133		40.830	35.519	1:02.784	206.9	30:24.144							
10	1	2:17.974		40.013	35.539	1:02.422	207.7	32:42.118							
11	1	2:35.226	B	40.860	40.573	1:13.793	206.9	35:17.344							
131 Chevron B31 1975 1. Douglas TITFORD P-2L 2. Trevor REEVES															
1	2	3:31.666		1:50.792	36.767	1:04.107	112.7	3:31.666							
2	2	2:12.847		38.886	33.869	1:00.092	221.3	5:44.513							
180 Porsche 934/5 1977 1. Lars ROLNER GT2 2. Patrick SIMON															
3	2	4:28.572	B	38.523	46.210	3:03.839	220.9	10:13.085							
4	2	2:38.057		1:02.729	34.308	1:01.020	113.7	12:51.142							
5	2	2:11.972		39.129	33.670	59.173	220.0	15:03.114							
6	2	6:00.774	B	53.545	1:14.740	3:52.489	185.9	21:03.888							
7	1	3:06.686		1:21.669	37.583	1:07.434	99.7	24:10.574							
8	1	2:28.306		44.643	36.297	1:07.366	211.8	26:38.880							
9	1	2:28.642		45.091	36.532	1:07.019	215.6	29:07.522							
10	1	2:28.377		44.686	37.248	1:06.443	198.9	31:35.899							
11	1	2:26.784		44.282	36.502	1:06.000	211.4	34:02.683							
12	1	2:27.893		43.677	36.808	1:07.408	205.3	36:30.576							
13	1	2:24.044		43.059	35.980	1:05.005	212.6	38:54.620							
14	1	2:25.300		42.903	36.494	1:05.903	208.9	41:19.920							
15	1	2:28.989		44.098	37.267	1:07.624	203.0	43:48.909							
223 Lola T292 1973 1. Floris FICK P-2L															
1	1	2:40.593		57.328	36.874	1:06.391	99.9	2:40.593							
2	1	2:18.357		41.662			205.3	4:58.950							
3	1	5:44.629	B					10:43.579							
4	1	2:40.198		1:03.921	34.294	1:01.983	120.4	13:23.777							
5	1	2:22.001		40.227	33.458	1:08.316	224.1	15:45.778							
6	1	5:41.211	B	1:08.021	1:16.200	3:16.990	92.8	21:26.989							
7	1	2:37.688		1:00.774	34.730	1:02.184	120.1	24:04.677							
8	1	2:16.846		41.156	33.746	1:01.944	216.4	26:21.523							
9	1	2:13.921		40.637	33.356	59.928	222.2	28:35.444							
10	1	2:17.048		40.500	33.514	1:03.034	216.9	30:52.492							
11	1	2:14.085		40.583	33.646	59.856	221.8	33:06.577							
12	1	2:14.044		40.366	34.047	59.631	224.1	35:20.621							
13	1	2:12.144		39.939	33.289	58.916	223.1	37:32.765							
14	1	2:28.634		39.943	38.298	1:10.393	215.6	40:01.399							
15	1	6:29.068	B	46.452	42.080	5:00.536	176.2	46:30.467							



CLASSIC ENDURANCE RACING 2

DIX MILLE TOURS

QUALIFYING

Sector Analysis

■ Personal Best ■ Session Best B Crossing the finish line in pit lane

Lap	D	Time	Sector 1	Sector 2	Sector 3	T. Spd	Elapsed	Lap	D	Time	Sector 1	Sector 2	Sector 3	T. Spd	Elapsed
5	1	2:26.388	58.943	30.497	56.948	135.3	14:59.490								
6	1	6:58.298 B	51.048	1:14.824	4:52.426	254.1	21:57.788								
7	1	2:27.522	58.578	30.307	58.637	136.5	24:25.310								
8	1	2:01.564	35.825	29.782	55.957	259.0	26:26.874								
9	1	2:03.410	36.728	30.076	56.606	262.1	28:30.284								
10	1	2:00.838	35.371	30.063	55.404	260.9	30:31.122								
11	1	4:51.663 B	38.948	41.032	3:31.683	260.9	35:22.785								
12	1	3:26.561 B	1:00.817	33.071	1:52.673	126.2	38:49.346								
13	1	2:23.112	55.335	30.350	57.427	135.2	41:12.458								
14	1	2:01.485	35.841	29.621	56.023	260.2	43:13.943								
15	1	2:00.488	35.465	29.823	55.200	260.9	45:14.431								