

# CLASSIC ENDURANCE RACING 1

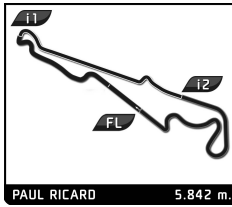
## DIX MILLE TOURS

### QUALIFYING

### Sector Analysis

|           |   |                            |          |          |          |          |           |           |    |          | Personal Best |          | Session Best |          | B Crossing the finish line in pit lane |           |           |
|-----------|---|----------------------------|----------|----------|----------|----------|-----------|-----------|----|----------|---------------|----------|--------------|----------|--|-----------|-----------|
| Lap       | D | Time                       | Sector 1 | Sector 2 | Sector 3 | T. Spd   | Elapsed   | Lap       | D  | Time     | Sector 1      | Sector 2 | Sector 3     | T. Spd   | Elapsed                                |           |           |
| <b>2</b>  |   | <b>Lola T210 1970</b>      |          |          |          |          |           |           |    |          |               | P-2L     |              |          |  |           |           |
|           |   | 1. Frank JACOB             |          |          |          |          |           |           |    |          |               |          |              |          |  |           |           |
| 1         | 1 | 4:07.111                   | 2:19.113 | 46.014   | 1:01.984 | 92.5     | 4:07.111  | 7         | 1  | 2:17.613 | 37.193        | 40.832   | 59.588       | 252.9    | 29:22.141                              |           |           |
| 2         | 1 | 2:24.068                   | 39.461   | 42.401   | 1:02.206 | 224.1    | 6:31.179  | 8         | 1  | 2:17.233 | 37.659        | 41.147   | 58.427       | 242.7    | 31:39.374                              |           |           |
| 3         | 1 | 2:46.471                   | B        | 39.170   | 43.393   | 1:23.908 | 225.5     | 9:17.650  | 9  | 1        | 2:38.548      | B        | 37.785       | 42.256   | 1:18.507                               | 240.5     | 34:17.922 |
| 4         | 1 | 5:46.279                   | B        | 2:46.615 | 1:00.671 | 1:58.993 | 131.2     | 15:03.929 | 10 | 1        | 4:50.722      | 3:08.507 | 42.790       | 59.425   | 135.5                                  | 39:08.644 |           |
| 5         | 1 | 8:38.684                   | 6:55.276 | 42.799   | 1:00.609 | 99.1     | 23:42.613 | 11        | 1  | 2:16.356 | 37.345        | 40.970   | 58.041       | 237.9    | 41:25.000                              |           |           |
| 6         | 1 | 2:20.962                   | 38.194   | 42.077   | 1:00.691 | 224.1    | 26:03.575 | 12        | 1  | 2:16.758 | 37.421        | 40.844   | 58.493       | 233.3    | 43:41.758                              |           |           |
| 7         | 1 | 2:21.971                   | 38.863   | 43.000   | 1:00.108 | 225.0    | 28:25.546 | 13        | 1  | 3:08.325 | B             | 43.501   | 53.714       | 1:31.110 | 204.9                                  | 46:50.083 |           |
| 8         | 1 | 2:40.431                   | 39.032   | 52.689   | 1:08.710 | 225.9    | 31:05.977 |           |    |          |               |          |              |          |  |           |           |
| 9         | 1 | 2:38.516                   | 38.877   | 53.835   | 1:05.804 | 224.1    | 33:44.493 |           |    |          |               |          |              |          |  |           |           |
| 10        | 1 | 2:20.599                   | 37.940   | 42.730   | 59.929   | 223.6    | 36:05.092 |           |    |          |               |          |              |          |  |           |           |
| 11        | 1 | 2:20.061                   | 38.105   | 42.855   | 59.101   | 223.1    | 38:25.153 |           |    |          |               |          |              |          |  |           |           |
| 12        | 1 | 2:20.402                   | 38.203   | 42.095   | 1:00.104 | 224.1    | 40:45.555 |           |    |          |               |          |              |          |  |           |           |
| 13        | 1 | 3:15.360                   | B        | 47.758   | 1:04.065 | 1:23.537 | 206.5     | 44:00.915 |    |          |               |          |              |          |  |           |           |
| <b>4</b>  |   | <b>Porsche 908/03 1971</b> |          |          |          |          |           |           |    |          |               | P+2L     |              |          |  |           |           |
|           |   | 1. Henrique GEMPERLE       |          |          |          |          |           |           |    |          |               |          |              |          |  |           |           |
|           |   | 2. Marc de SIEBENTHAL      |          |          |          |          |           |           |    |          |               |          |              |          |  |           |           |
| 1         | 2 | 2:52.925                   | 59.473   | 50.426   | 1:03.026 | 115.3    | 2:52.925  |           |    |          |               |          |              |          |  |           |           |
| 2         | 2 | 2:18.778                   | 37.396   | 43.067   | 58.315   | 238.4    | 5:11.703  |           |    |          |               |          |              |          |  |           |           |
| 3         | 2 | 2:15.940                   | 37.700   | 41.473   | 56.767   | 233.3    | 7:27.643  |           |    |          |               |          |              |          |  |           |           |
| 4         | 2 | 2:13.462                   | 37.150   | 40.489   | 55.823   | 240.5    | 9:41.105  |           |    |          |               |          |              |          |  |           |           |
| 5         | 2 | 14:24.215                  | B        | 36.825   | 40.195   | ...      | 242.7     | 24:05.320 |    |          |               |          |              |          |  |           |           |
| 6         | 1 | 2:56.859                   | 1:16.166 | 42.251   | 58.442   | 121.9    | 27:02.179 |           |    |          |               |          |              |          |  |           |           |
| 7         | 1 | 2:12.907                   | 36.662   | 40.122   | 56.123   | 241.1    | 29:15.086 |           |    |          |               |          |              |          |  |           |           |
| 8         | 1 | 2:11.769                   | 36.133   | 39.385   | 56.251   | 244.9    | 31:26.855 |           |    |          |               |          |              |          |  |           |           |
| 9         | 1 | 2:11.730                   | 35.838   | 39.668   | 56.224   | 244.9    | 33:38.585 |           |    |          |               |          |              |          |  |           |           |
| 10        | 1 | 2:41.618                   | 39.427   | 50.397   | 1:11.794 | 243.8    | 36:20.203 |           |    |          |               |          |              |          |  |           |           |
| 11        | 1 | 2:11.021                   | 36.304   | 39.315   | 55.402   | 241.6    | 38:31.224 |           |    |          |               |          |              |          |  |           |           |
| 12        | 1 | 3:48.845                   | B        | 38.185   | 44.089   | 2:26.571 | 241.6     | 42:20.069 |    |          |               |          |              |          |  |           |           |
| 13        | 1 | 2:44.297                   | 1:02.472 | 41.717   | 1:00.108 | 113.4    | 45:04.366 |           |    |          |               |          |              |          |  |           |           |
| <b>5</b>  |   | <b>Chevron B19 1971</b>    |          |          |          |          |           |           |    |          |               | P-2L     |              |          |  |           |           |
|           |   | 1. Olivier BREITMAYER      |          |          |          |          |           |           |    |          |               |          |              |          |  |           |           |
| 1         | 1 | 3:44.322                   | 1:51.589 | 46.241   | 1:06.492 | 96.8     | 3:44.322  |           |    |          |               |          |              |          |  |           |           |
| 2         | 1 | 2:29.858                   | 40.919   | 43.452   | 1:05.487 | 219.1    | 6:14.180  |           |    |          |               |          |              |          |  |           |           |
| 3         | 1 | 2:25.370                   | 39.943   | 43.507   | 1:01.920 | 219.1    | 8:39.550  |           |    |          |               |          |              |          |  |           |           |
| 4         | 1 | 2:29.752                   | 42.298   | 44.479   | 1:02.975 | 214.3    | 11:09.302 |           |    |          |               |          |              |          |  |           |           |
| 5         | 1 | 3:25.253                   | B        | 39.572   | 58.394   | 1:47.287 | 222.7     | 14:34.555 |    |          |               |          |              |          |  |           |           |
| 6         | 1 | 9:08.866                   | 7:23.933 | 43.514   | 1:01.419 | 98.9     | 23:43.421 |           |    |          |               |          |              |          |  |           |           |
| 7         | 1 | 2:21.744                   | 39.005   | 42.910   | 59.829   | 223.6    | 26:05.165 |           |    |          |               |          |              |          |  |           |           |
| 8         | 1 | 2:24.018                   | 39.708   | 43.354   | 1:00.956 | 227.8    | 28:29.183 |           |    |          |               |          |              |          |  |           |           |
| 9         | 1 | 2:26.675                   | 39.872   | 44.133   | 1:02.670 | 219.5    | 30:55.858 |           |    |          |               |          |              |          |  |           |           |
| 10        | 1 | 2:25.224                   | 40.490   | 43.028   | 1:01.706 | 220.4    | 33:21.082 |           |    |          |               |          |              |          |  |           |           |
| 11        | 1 | 2:27.047                   | 40.922   | 45.302   | 1:00.823 | 222.7    | 35:48.129 |           |    |          |               |          |              |          |  |           |           |
| 12        | 1 | 2:22.836                   | 39.844   | 42.383   | 1:00.609 | 225.0    | 38:10.965 |           |    |          |               |          |              |          |  |           |           |
| 13        | 1 | 2:45.987                   | B        | 41.438   | 45.742   | 1:18.807 | 218.6     | 40:56.952 |    |          |               |          |              |          |  |           |           |
| <b>7</b>  |   | <b>Lola T70 Mk.3B 1969</b> |          |          |          |          |           |           |    |          |               | P+2L     |              |          |  |           |           |
|           |   | 1. Toni SEILER             |          |          |          |          |           |           |    |          |               |          |              |          |  |           |           |
| 1         | 1 | 3:26.763                   | 1:37.544 | 46.130   | 1:03.089 | 122.0    | 3:26.763  |           |    |          |               |          |              |          |  |           |           |
| 2         | 1 | 2:25.963                   | 40.864   | 44.602   | 1:00.497 | 209.3    | 5:52.726  |           |    |          |               |          |              |          |  |           |           |
| 3         | 1 | 2:19.276                   | 38.215   | 42.256   | 58.805   | 244.9    | 8:12.002  |           |    |          |               |          |              |          |  |           |           |
| 4         | 1 | 2:35.264                   | B        | 38.542   | 41.888   | 1:14.834 | 237.9     | 10:47.266 |    |          |               |          |              |          |  |           |           |
| 5         | 1 | 13:57.409                  | ...      | 45.956   | 1:02.654 | 136.5    | 24:44.675 |           |    |          |               |          |              |          |  |           |           |
| 6         | 1 | 2:19.853                   | 39.240   | 41.736   | 58.877   | 199.6    | 27:04.528 |           |    |          |               |          |              |          |  |           |           |
| <b>8</b>  |   | <b>Chevron B21 1972</b>    |          |          |          |          |           |           |    |          |               | P-2L     |              |          |  |           |           |
|           |   | 1. Romain BELLETESTE       |          |          |          |          |           |           |    |          |               |          |              |          |  |           |           |
| 1         | 1 | 5:50.601                   | 3:56.048 | 51.746   | 1:02.807 | 108.9    | 5:50.601  |           |    |          |               |          |              |          |  |           |           |
| 2         | 1 | 2:23.241                   | 39.265   | 43.310   | 1:00.666 | 224.5    | 8:13.842  |           |    |          |               |          |              |          |  |           |           |
| 3         | 1 | 2:25.758                   | 39.477   | 43.854   | 1:02.427 | 213.9    | 10:39.600 |           |    |          |               |          |              |          |  |           |           |
| 4         | 1 | 11:52.313                  | B        | 39.624   | 48.997   | ...      | 218.6     | 22:31.913 |    |          |               |          |              |          |  |           |           |
| 5         | 1 | 2:51.975                   | 1:04.794 | 45.502   | 1:01.679 | 124.4    | 25:23.888 |           |    |          |               |          |              |          |  |           |           |
| 6         | 1 | 2:22.139                   | 39.054   | 42.511   | 1:00.574 | 216.9    | 27:46.027 |           |    |          |               |          |              |          |  |           |           |
| 7         | 1 | 2:27.365                   | 41.541   | 45.129   | 1:00.695 | 204.5    | 30:13.392 |           |    |          |               |          |              |          |  |           |           |
| 8         | 1 | 2:21.395                   | 38.661   | 42.416   | 1:00.318 | 225.9    | 32:34.787 |           |    |          |               |          |              |          |  |           |           |
| 9         | 1 | 2:22.341                   | 38.376   | 41.966   | 1:01.999 | 224.5    | 34:57.128 |           |    |          |               |          |              |          |  |           |           |
| 10        | 1 | 2:27.890                   | 38.577   | 43.645   | 1:05.668 | 220.9    | 37:25.018 |           |    |          |               |          |              |          |  |           |           |
| 11        | 1 | 2:23.453                   | 38.561   | 43.057   | 1:01.835 | 225.9    | 39:48.471 |           |    |          |               |          |              |          |  |           |           |
| 12        | 1 | 2:21.091                   | 38.574   | 41.955   | 1:00.562 | 228.3    | 42:09.562 |           |    |          |               |          |              |          |  |           |           |
| 13        | 1 | 2:20.414                   | 38.229   | 42.258   | 59.927   | 228.3    | 44:29.976 |           |    |          |               |          |              |          |  |           |           |
| <b>9</b>  |   | <b>Porsche 910 1972</b>    |          |          |          |          |           |           |    |          |               | P+2L     |              |          |  |           |           |
|           |   | 1. MONFORTINO              |          |          |          |          |           |           |    |          |               |          |              |          |  |           |           |
| 1         | 1 | 4:19.883                   | 2:17.899 | 52.163   | 1:09.821 | 90.2     | 4:19.883  |           |    |          |               |          |              |          |  |           |           |
| 2         | 1 | 3:03.528                   | 44.767   | 51.414   | 1:27.347 | 195.7    | 7:23.411  |           |    |          |               |          |              |          |  |           |           |
| 3         | 1 | 2:40.376                   | 44.164   | 48.542   | 1:07.670 | 198.9    | 10:03.787 |           |    |          |               |          |              |          |  |           |           |
| 4         | 1 | 3:23.896                   | B        | 44.373   | 48.494   | 1:51.029 | 198.5     | 13:27.683 |    |          |               |          |              |          |  |           |           |
| 5         | 1 | 12:06.129                  | ...      | 51.466   | 1:08.212 | 101.3    | 25:33.812 |           |    |          |               |          |              |          |  |           |           |
| 6         | 1 | 2:39.750                   | 43.715   | 48.151   | 1:07.884 | 199.6    | 28:13.562 |           |    |          |               |          |              |          |  |           |           |
| 7         | 1 | 2:48.568                   | 44.264   | 48.442   | 1:15.862 | 196.7    | 31:02.130 |           |    |          |               |          |              |          |  |           |           |
| 8         | 1 | 3:00.498                   | 47.708   | 56.885   | 1:15.905 | 192.5    | 34:02.628 |           |    |          |               |          |              |          |  |           |           |
| 9         | 1 | 2:40.213                   | 44.949   | 47.950   | 1:07.314 | 196.0    | 36:42.841 |           |    |          |               |          |              |          |  |           |           |
| 10        | 1 | 3:00.559                   | B        | 45.315   | 48.455   | 1:26.789 | 197.4     | 39:43.400 |    |          |               |          |              |          |  |           |           |
| <b>11</b> |   | <b>Ford GT40 (C) 1965</b>  |          |          |          |          |           |           |    |          |               | GT1      |              |          |  |           |           |
|           |   | 1. Frederic WAKEMAN        |          |          |          |          |           |           |    |          |               |          |              |          |  |           |           |
|           |   | 2. Mike GRANT-PETERKIN     |          |          |          |          |           |           |    |          |               |          |              |          |  |           |           |
| 1         | 1 | 4:16.677                   | 2:15.507 | 52.577   | 1:08.593 | 91.5     | 4:16.677  |           |    |          |               |          |              |          |  |           |           |
| 2         | 1 | 2:39.098                   | 42.056   | 49.919   | 1:07.123 | 194.9    | 6:55.775  |           |    |          |               |          |              |          |  |           |           |
| 3         | 1 | 2:29.124                   | 41.081   | 43.799   | 1:04.244 | 216.0    | 9:24.899  |           |    |          |               |          |              |          |  |           |           |
| 4         | 1 | 12:48.068                  | B        | 42.380   | 47.858   | ...      | 198.5     | 22:12.967 |    |          |               |          |              |          |  |           |           |
| 5         | 2 | 3:00.141                   | 1:07.069 | 46.331   | 1:06.741 | 121.6    | 25:13.108 |           |    |          |               |          |              |          |  |           |           |
| 6         | 2 | 2:32.075                   | 42.418   | 44.787   | 1:04.870 | 179.4    | 27:45.183 |           |    |          |               |          |              |          |  |           |           |
| 7         | 2 | 2:38.641                   | 42.116   | 49.030   | 1:07.495 | 196.0    | 30:23.824 |           |    |          |               |          |              |          |  |           |           |
| 8         | 2 | 2:37.058                   | 42.648   | 49.597   | 1:04.813 | 201.5    | 33:00.882 |           |    |          |               |          |              |          |  |           |           |
| 9         | 2 | 2:29.742                   | 40.918   | 44.353   | 1:04.471 | 211.4    | 35:30.624 |           |    |          |               |          |              |          |  |           |           |
| 10        | 2 | 2:47.424                   | 44.168   | 50.529   | 1:12.727 | 187.8    | 38:18.048 |           |    |          |               |          |              |          |  |           |           |
| 11        | 2 | 2:29.490                   | 40.477   | 43.499   | 1:05.514 | 206.9    | 40:47.538 |           |    |          |               |          |              |          |  |           |           |
| 12        | 2 | 2:35.763                   | 41.916   | 47.748   | 1:06.099 | 215.1    | 43:23.301 |           |    |          |               |          |              |          |  |           |           |
| <b>12</b> |   | <b>Chevron B16 1970</b>    |          |          |          |          |           |           |    |          |               | P-2L     |              |          |  |           |           |
|           |   | 1. Thomas DOZIN            |          |          |          |          |           |           |    |          |               |          |              |          |  |           |           |
| 1         | 1 | 5:15.197                   | 3:11.532 | 51.438   | 1:12.227 | 82.9     | 5:15.197  |           |    |          |               |          |              |          |  |           |           |
| 2         | 1 | 2:44.548                   | 45.856   | 48.946   | 1:09.746 | 194.6    | 7:59.745  |           |    |          |               |          |              |          |  |           |           |
| 3         | 1 | 2:40.552                   | 44.079   | 48.017   | 1:08.456 | 194.6    | 10:40.297 |           |    |          |               |          |              |          |  |           |           |





# CLASSIC ENDURANCE RACING 1

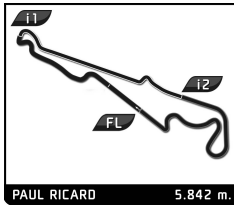
## DIX MILLE TOURS

### QUALIFYING

### Sector Analysis

|     |   |                   |               |               |                 |        | <span style="color: green;">■</span> Personal Best <span style="color: purple;">■</span> Session Best <span style="color: blue;">■</span> Crossing the finish line in pit lane |     |   |      |          |          |          |        |         |
|-----|---|-------------------|---------------|---------------|-----------------|--------|--|-----|---|------|----------|----------|----------|--------|---------|
| Lap | D | Time              | Sector 1      | Sector 2      | Sector 3        | T. Spd | Elapsed  | Lap | D | Time | Sector 1 | Sector 2 | Sector 3 | T. Spd | Elapsed |
| 10  | 1 | <b>2:35.435</b>   | <b>42.850</b> | 46.641        | 1:05.944        | 199.3  | 44:19.729  |     |   |      |          |          |          |        |         |
| 11  | 1 | 2:37.175          | 44.131        | 47.073        | 1:05.971        | 197.4  | 30:21.836  |     |   |      |          |          |          |        |         |
| 12  | 1 | 2:20.743 <b>B</b> | 43.768        | 54.938        | 6:42.037        | 200.0  | 38:42.579  |     |   |      |          |          |          |        |         |
| 13  | 1 | 3:01.715          | 1:10.211      | <b>46.072</b> | <b>1:05.432</b> | 98.0   | 41:44.294  |     |   |      |          |          |          |        |         |
| 14  | 1 | 2:36.489          | 43.519        | 46.800        | 1:06.170        | 196.4  | 27:44.661  |     |   |      |          |          |          |        |         |
| 15  | 1 | 3:36.284          | 1:38.452      | 49.360        | 1:08.472        | 86.8   | 25:08.172  |     |   |      |          |          |          |        |         |
| 16  | 1 | 2:37.175          | 44.131        | 47.073        | 1:05.971        | 197.4  | 30:21.836  |     |   |      |          |          |          |        |         |
| 17  | 1 | 2:37.175          | 44.131        | 47.073        | 1:05.971        | 197.4  | 30:21.836  |     |   |      |          |          |          |        |         |
| 18  | 1 | 2:36.489          | 43.519        | 46.800        | 1:06.170        | 196.4  | 27:44.661  |     |   |      |          |          |          |        |         |
| 19  | 1 | 2:49.084          | 1:04.974      | 43.782        | 1:00.328        | 98.0   | 2:49.084   |     |   |      |          |          |          |        |         |
| 20  | 1 | 2:26.943          | 39.409        | 44.736        | 1:02.798        | 226.9  | 5:16.027   |     |   |      |          |          |          |        |         |
| 21  | 1 | 3:46.957 <b>B</b> | <b>38.357</b> | 42.502        | 2:26.098        | 229.3  | 9:02.984   |     |   |      |          |          |          |        |         |
| 22  | 1 | 2:45.893          | 1:01.339      | 43.161        | 1:01.393        | 122.2  | 11:48.877  |     |   |      |          |          |          |        |         |
| 23  | 1 | 4:40.142 <b>B</b> | 56.859        | 1:02.345      | 2:40.938        | 106.1  | 16:29.019  |     |   |      |          |          |          |        |         |
| 24  | 1 | 7:29.511          | 5:46.808      | 42.557        | 1:00.146        | 107.0  | 23:58.530  |     |   |      |          |          |          |        |         |
| 25  | 1 | 4:11.208 <b>B</b> | 39.249        | <b>41.993</b> | 2:49.966        | 223.1  | 28:09.738  |     |   |      |          |          |          |        |         |
| 26  | 1 | 2:52.295          | 58.379        | 45.257        | 1:08.659        | 126.8  | 31:02.033  |     |   |      |          |          |          |        |         |
| 27  | 1 | 2:23.465          | 40.283        | 44.667        | <b>58.515</b>   | 226.4  | 33:25.498  |     |   |      |          |          |          |        |         |
| 28  | 1 | 2:21.050          | 38.870        | 42.773        | 59.407          | 229.3  | 35:46.548  |     |   |      |          |          |          |        |         |
| 29  | 1 | 2:20.569          | 39.144        | 42.195        | 59.230          | 221.8  | 38:07.117  |     |   |      |          |          |          |        |         |
| 30  | 1 | 2:21.046          | 39.394        | 42.235        | 59.417          | 229.3  | 40:28.163  |     |   |      |          |          |          |        |         |
| 31  | 1 | <b>2:20.099</b>   | 39.258        | 42.168        | 58.673          | 226.4  | 42:48.262  |     |   |      |          |          |          |        |         |
| 32  | 1 | 2:49.124 <b>B</b> | 46.042        | 42.668        | 1:20.414        | 230.3  | 45:37.386  |     |   |      |          |          |          |        |         |
| 33  | 1 | 3:46.613          | 1:53.573      | 47.136        | 1:05.904        | 112.9  | 3:46.613   |     |   |      |          |          |          |        |         |
| 34  | 1 | 2:32.752          | 42.118        | 46.401        | 1:04.233        | 204.5  | 6:19.365   |     |   |      |          |          |          |        |         |
| 35  | 1 | 2:34.562          | 42.692        | 46.331        | 1:05.539        | 205.3  | 8:53.927   |     |   |      |          |          |          |        |         |
| 36  | 1 | 2:32.077          | 41.843        | 46.126        | 1:04.108        | 201.9  | 11:26.004  |     |   |      |          |          |          |        |         |
| 37  | 1 | 3:44.012 <b>B</b> | 44.796        | 59.331        | 1:59.885        | 205.3  | 15:10.016  |     |   |      |          |          |          |        |         |
| 38  | 1 | 8:48.631          | 6:55.279      | 49.535        | 1:03.817        | 100.3  | 23:58.647  |     |   |      |          |          |          |        |         |
| 39  | 1 | 2:31.702          | 41.492        | 45.973        | 1:04.237        | 208.5  | 26:30.349  |     |   |      |          |          |          |        |         |
| 40  | 1 | 2:31.520          | 41.665        | 45.628        | 1:04.227        | 206.1  | 29:01.869  |     |   |      |          |          |          |        |         |
| 41  | 1 | 2:33.368          | 42.210        | 46.378        | 1:04.780        | 206.5  | 31:35.237  |     |   |      |          |          |          |        |         |
| 42  | 1 | 2:44.147 <b>B</b> | 41.331        | 45.680        | 1:17.136        | 206.9  | 34:19.384  |     |   |      |          |          |          |        |         |
| 43  | 2 | 5:10.416          | 3:12.480      | 46.600        | 1:11.336        | 93.2   | 39:29.800  |     |   |      |          |          |          |        |         |
| 44  | 2 | 2:27.564          | 40.052        | 44.981        | 1:02.531        | 205.7  | 41:57.364  |     |   |      |          |          |          |        |         |
| 45  | 2 | <b>2:25.660</b>   | <b>39.573</b> | <b>44.014</b> | <b>1:02.073</b> | 205.7  | 44:23.024  |     |   |      |          |          |          |        |         |
| 46  | 1 | 2:50.800          | 1:04.306      | <b>41.145</b> | 1:05.349        | 118.2  | 40:12.123  |     |   |      |          |          |          |        |         |
| 47  | 2 | <b>2:15.505</b>   | <b>37.157</b> | 41.311        | <b>57.037</b>   | 225.0  | 42:27.628  |     |   |      |          |          |          |        |         |
| 48  | 1 | 2:47.478          | 1:03.494      | 44.246        | 59.738          | 84.2   | 2:47.478   |     |   |      |          |          |          |        |         |
| 49  | 1 | 2:24.142          | 39.490        | 44.115        | 1:00.537        | 220.0  | 5:11.620   |     |   |      |          |          |          |        |         |
| 50  | 1 | 2:23.408          | 38.859        | 41.677        | 1:02.872        | 208.1  | 7:35.028   |     |   |      |          |          |          |        |         |
| 51  | 1 | 2:18.848          | 37.663        | 42.081        | 59.104          | 229.3  | 9:53.876   |     |   |      |          |          |          |        |         |
| 52  | 1 | 2:47.271 <b>B</b> | 38.426        | 41.608        | 1:27.237        | 234.8  | 12:41.147  |     |   |      |          |          |          |        |         |
| 53  | 2 | 11:02.423         | 9:21.651      | 42.089        | 58.683          | 109.5  | 23:43.570  |     |   |      |          |          |          |        |         |
| 54  | 2 | 2:16.005          | 37.636        | 40.766        | 57.603          | 233.8  | 25:59.575  |     |   |      |          |          |          |        |         |
| 55  | 2 | 2:16.824          | 37.545        | 41.742        | 57.537          | 234.3  | 28:16.399  |     |   |      |          |          |          |        |         |
| 56  | 2 | 2:22.091          | 38.962        | 41.371        | 1:01.758        | 238.9  | 30:38.490  |     |   |      |          |          |          |        |         |
| 57  | 2 | 2:20.180          | <b>36.619</b> | 41.688        | 1:01.873        | 246.0  | 32:58.670  |     |   |      |          |          |          |        |         |
| 58  | 2 | <b>2:13.366</b>   | 36.887        | <b>39.648</b> | <b>56.831</b>   | 246.0  | 35:12.036  |     |   |      |          |          |          |        |         |
| 59  | 2 | 2:31.409 <b>B</b> | 39.387        | 41.820        | 1:10.202        | 201.1  | 37:43.445  |     |   |      |          |          |          |        |         |
| 60  | 1 | 4:01.793          | 2:17.626      | 44.706        | 59.461          | 140.4  | 41:45.238  |     |   |      |          |          |          |        |         |
| 61  | 1 | 2:19.553          | 37.572        | 43.155        | 58.826          | 240.0  | 44:04.791  |     |   |      |          |          |          |        |         |
| 62  | 1 | 3:13.187 <b>B</b> | 37.579        | 48.867        | 1:46.741        | 241.6  | 47:17.978  |     |   |      |          |          |          |        |         |
| 63  | 1 | 4:34.238          | 2:37.904      | 47.056        | 1:09.278        | 96.0   | 4:34.238   |     |   |      |          |          |          |        |         |
| 64  | 1 | 2:16.805          | 36.971        | 41.563        | 58.271          | 251.2  | 6:51.043   |     |   |      |          |          |          |        |         |
| 65  | 1 | <b>2:14.610</b>   | <b>36.235</b> | <b>39.571</b> | 58.804          | 249.4  | 9:05.653   |     |   |      |          |          |          |        |         |
| 66  | 1 | 2:15.212          | 36.634        | 39.830        | 58.748          | 236.8  | 11:20.865  |     |   |      |          |          |          |        |         |
| 67  | 1 | 3:41.416 <b>B</b> | 42.349        | 58.220        | 2:00.847        | 238.9  | 15:02.281  |     |   |      |          |          |          |        |         |





# CLASSIC ENDURANCE RACING 1

## DIX MILLE TOURS

### QUALIFYING

#### Sector Analysis

■ Personal Best 
 ■ Session Best 
 ■ Crossing the finish line in pit lane

| Lap | D | Time               | Sector 1 | Sector 2 | Sector 3                                  | T. Spd | Elapsed   | Lap | D | Time  | Sector 1 | Sector 2                                  | Sector 3 | T. Spd | Elapsed   |
|-----|---|--------------------|----------|----------|---|--------|-----------|-----|---|---|----------|---|----------|--------|-----------|
| 6   | 1 | 9:28.994           | 7:47.163 | 41.645   | 1:00.186                                  | 131.9  | 24:31.275 | 10  | 2 | <span style="color: green;">2:31.677</span> | 41.204   | <span style="color: green;">44.758</span> | 1:05.715 | 231.8  | 34:50.921 |
| 7   | 1 | 2:16.220           | 37.390   | 40.607   | 58.223                                    | 233.3  | 26:47.495 | 11  | 2 | 2:39.546                                    | 41.666   | 47.790                                    | 1:10.090 | 227.4  | 37:30.467 |
| 8   | 1 | 2:30.091           | 37.387   | 40.452   | 1:12.252                                  | 239.5  | 29:17.586 | 12  | 2 | 2:33.288                                    | 41.937   | 45.130                                    | 1:06.221 | 223.1  | 40:03.755 |
| 9   | 1 | 2:15.607           | 37.350   | 40.272   | <span style="color: green;">57.985</span> | 241.1  | 31:33.193 | 13  | 2 | 2:33.491                                    | 41.750   | 46.572                                    | 1:05.169 | 220.9  | 42:37.246 |
| 10  | 1 | 11:47.482 <b>B</b> | 39.841   | 42.629   | ...                                       | 214.7  | 43:20.675 | 14  | 2 | 2:53.387 <b>B</b>                           | 45.486   | 47.456                                    | 1:20.445 | 218.2  | 45:30.633 |
| 11  | 1 | 2:53.445 <b>B</b>  | 37.129   | 40.433   | 1:35.883                                  | 227.4  | 46:14.120 |     |   |   |          |   |          |        |           |

| 24 |   | Chevron B16 1971                            |   | P-2L                                      |   |       |           |
|----|---|---|---|---|---|-------|-----------|
|    |   | 1. François BOURDIN                         |   |   |   |       |           |
|    |   | 2. Charles BOURDIN                          |   |   |   |       |           |
| 1  | 2 | 3:48.706                                    | 1:46.389                                  | 50.899                                    | 1:11.418                                    | 101.3 | 3:48.706  |
| 2  | 2 | 2:37.934                                    | 44.703                                    | 47.355                                    | 1:05.876                                    | 185.9 | 6:26.640  |
| 3  | 2 | 2:36.821                                    | 42.499                                    | 46.537                                    | 1:07.785                                    | 200.0 | 9:03.461  |
| 4  | 2 | 2:34.517                                    | 42.550                                    | 46.220                                    | 1:05.747                                    | 196.7 | 11:37.978 |
| 5  | 2 | 4:44.530 <b>B</b>                           | 51.117                                    | 1:02.193                                  | 2:51.220                                    | 151.7 | 16:22.508 |
| 6  | 2 | 9:27.302 <b>B</b>                           | 5:55.895                                  | 47.411                                    | 2:43.996                                    | 105.2 | 25:49.810 |
| 7  | 1 | 2:53.396                                    | 1:03.619                                  | 46.202                                    | 1:03.575                                    | 93.4  | 28:43.206 |
| 8  | 1 | 2:27.792                                    | 40.111                                    | 45.347                                    | 1:02.334                                    | 207.7 | 31:10.998 |
| 9  | 1 | 2:28.329                                    | 39.847                                    | 45.572                                    | 1:02.910                                    | 209.7 | 33:39.327 |
| 10 | 1 | 2:27.914                                    | 40.361                                    | 44.862                                    | 1:02.691                                    | 210.1 | 36:07.241 |
| 11 | 1 | 2:29.870                                    | 41.202                                    | 46.879                                    | 1:01.789                                    | 211.4 | 38:37.111 |
| 12 | 1 | 2:26.293                                    | 40.164                                    | <span style="color: green;">44.328</span> | 1:01.801                                    | 208.1 | 41:03.404 |
| 13 | 1 | <span style="color: green;">2:25.391</span> | <span style="color: green;">39.649</span> | 44.632                                    | <span style="color: green;">1:01.110</span> | 209.7 | 43:28.795 |
| 14 | 1 | 2:57.889 <b>B</b>                           | 39.750                                    | 44.668                                    | 1:33.471                                    | 210.5 | 46:26.684 |

| 25 |   | Porsche 911 Carrera RSR 3.0 (C) 1974        |   | GT1                                       |   |       |           |
|----|---|---|---|---|---|-------|-----------|
|    |   | 1. Uwe KOLB                                 |   |   |   |       |           |
|    |   | 2. Patrick KOLB                             |   |   |   |       |           |
| 1  | 1 | 3:35.754                                    | 1:38.478                                  | 47.181                                    | 1:10.095                                    | 113.4 | 3:35.754  |
| 2  | 1 | 2:32.066                                    | <span style="color: green;">39.617</span> | 47.294                                    | 1:05.155                                    | 208.5 | 6:07.820  |
| 3  | 1 | <span style="color: green;">2:26.278</span> | 39.752                                    | <span style="color: green;">44.672</span> | <span style="color: green;">1:01.854</span> | 210.9 | 8:34.098  |
| 4  | 1 | 2:43.563 <b>B</b>                           | 42.717                                    | 44.792                                    | 1:16.054                                    | 209.3 | 11:17.661 |
| 5  | 1 | 12:53.167                                   | ...                                       | 49.957                                    | 1:09.908                                    | 104.8 | 24:10.828 |
| 6  | 1 | 2:42.534                                    | 43.522                                    | 47.858                                    | 1:11.154                                    | 204.2 | 26:53.362 |
| 7  | 1 | 2:41.867                                    | 43.957                                    | 48.968                                    | 1:08.942                                    | 201.5 | 29:35.229 |
| 8  | 1 | 2:40.206                                    | 44.114                                    | 47.685                                    | 1:08.407                                    | 199.3 | 32:15.435 |
| 9  | 1 | 2:43.501                                    | 43.748                                    | 48.425                                    | 1:11.328                                    | 204.5 | 34:58.936 |
| 10 | 1 | 2:42.641                                    | 44.157                                    | 49.618                                    | 1:08.866                                    | 203.4 | 37:41.577 |
| 11 | 1 | 2:41.881                                    | 44.856                                    | 48.040                                    | 1:08.985                                    | 199.6 | 40:23.458 |
| 12 | 1 | 2:42.600                                    | 44.447                                    | 48.549                                    | 1:09.604                                    | 200.7 | 43:06.058 |
| 13 | 1 | 3:14.202 <b>B</b>                           | 45.116                                    | 48.135                                    | 1:40.951                                    | 193.9 | 46:20.260 |

| 27 |   | De Tomaso Pantera GTS 1975                  |   | GT1                                       |   |       |           |
|----|---|---|---|---|---|-------|-----------|
|    |   | 1. Pedro SANCHEZ                            |   |   |   |       |           |
|    |   | 2. Michael FUNKE                            |   |   |   |       |           |
| 1  | 1 | 4:54.663                                    | 2:52.961                                  | 50.908                                    | 1:10.794                                    | 102.3 | 4:54.663  |
| 2  | 1 | 2:44.928                                    | 45.484                                    | <span style="color: green;">47.790</span> | 1:11.654                                    | 197.4 | 7:39.591  |
| 3  | 1 | <span style="color: green;">2:42.424</span> | <span style="color: green;">43.997</span> | 48.177                                    | <span style="color: green;">1:10.250</span> | 206.1 | 10:22.015 |

| 31 |   | Ford GT40 1966    |   | GT1    |   |       |           |
|----|---|-------------------|---|--------|---|-------|-----------|
|    |   | 1. Marc DONCIEUX  |   |        |   |       |           |
|    |   | 2. Jules DONCIEUX |   |        |   |       |           |
| 1  | 1 | 3:23.576          | 1:25.269                                  | 48.893 | 1:09.414                                    | 124.0 | 3:23.576  |
| 2  | 1 | 2:35.988          | 43.046                                    | 47.214 | 1:05.728                                    | 220.4 | 5:59.564  |
| 3  | 1 | 2:34.297          | 42.451                                    | 45.935 | 1:05.911                                    | 223.1 | 8:33.861  |
| 4  | 1 | 2:40.562          | 43.452                                    | 47.528 | 1:09.582                                    | 215.1 | 11:14.423 |
| 5  | 1 | 7:03.138 <b>B</b> | 47.271                                    | 58.407 | 5:17.460                                    | 199.3 | 18:17.561 |
| 6  | 2 | 6:21.940          | 4:26.895                                  | 47.212 | 1:07.833                                    | 127.4 | 24:39.501 |
| 7  | 2 | 2:31.011          | 41.415                                    | 44.822 | <span style="color: green;">1:04.774</span> | 222.2 | 27:10.512 |
| 8  | 2 | 2:33.852          | <span style="color: green;">41.112</span> | 46.431 | 1:06.309                                    | 230.3 | 29:44.364 |
| 9  | 2 | 2:34.880          | 42.007                                    | 47.543 | 1:05.330                                    | 204.2 | 32:19.244 |

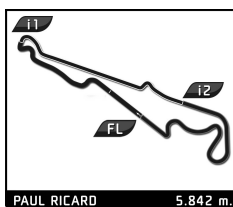
| 32 |   | De Tomaso Pantera Gr. IV 1975               |   | GT1                                       |   |       |           |
|----|---|---|---|---|---|-------|-----------|
|    |   | 1. Paul SURAND                              |   |   |   |       |           |
|    |   | 2. Stéphane LEMERET                         |   |   |   |       |           |
| 1  | 1 | 3:25.418                                    | 1:30.470                                  | 47.637                                    | 1:07.311                                    | 104.8 | 3:25.418  |
| 2  | 1 | 2:34.638                                    | 41.735                                    | 46.902                                    | 1:06.001                                    | 223.1 | 6:00.056  |
| 3  | 1 | 2:33.539                                    | 42.333                                    | 45.089                                    | 1:06.117                                    | 213.4 | 8:33.595  |
| 4  | 1 | 3:31.741 <b>B</b>                           | 42.521                                    | 1:28.636                                  | 1:20.584                                    | 202.2 | 12:05.336 |
| 5  | 2 | 12:11.072                                   | ...                                       | 45.852                                    | 1:03.011                                    | 108.8 | 24:16.408 |
| 6  | 2 | <span style="color: green;">2:23.297</span> | <span style="color: green;">39.744</span> | <span style="color: green;">42.606</span> | <span style="color: green;">1:00.947</span> | 228.8 | 26:39.705 |
| 7  | 2 | 2:39.105 <b>B</b>                           | 41.362                                    | 46.031                                    | 1:11.712                                    | 231.3 | 29:18.810 |
| 8  | 2 | 3:01.204 <b>B</b>                           | 1:08.449                                  | 45.807                                    | 1:06.948                                    | 106.9 | 32:20.014 |
| 9  | 1 | 4:59.701                                    | 3:09.098                                  | 45.142                                    | 1:05.461                                    | 114.4 | 37:19.715 |
| 10 | 1 | 2:32.185                                    | 41.148                                    | 45.200                                    | 1:05.837                                    | 219.1 | 39:51.900 |
| 11 | 1 | 2:31.853                                    | 41.692                                    | 45.040                                    | 1:05.121                                    | 225.0 | 42:23.753 |
| 12 | 1 | 2:32.846                                    | 41.491                                    | 46.279                                    | 1:05.076                                    | 213.0 | 44:56.599 |

| 33 |   | Lola T70 Mk.3 1967                          |   | P+2L                                      |   |       |           |
|----|---|---|---|---|---|-------|-----------|
|    |   | 1. Patrick JACK                             |   |   |   |       |           |
| 1  | 1 | 3:16.225                                    | 1:29.259                                  | 45.364                                    | 1:01.602                                  | 106.3 | 3:16.225  |
| 2  | 1 | 2:18.751                                    | 38.006                                    | 41.496                                    | <span style="color: green;">59.249</span> | 225.5 | 5:34.976  |
| 3  | 1 | 22:04.118 <b>B</b>                          | 39.865                                    | 43.085                                    | ...                                       | 192.2 | 27:39.094 |
| 4  | 1 | 2:46.733                                    | 1:02.566                                  | 42.284                                    | 1:01.883                                  | 117.4 | 30:25.827 |
| 5  | 1 | 2:24.509                                    | 40.431                                    | 44.385                                    | 59.693                                    | 220.4 | 32:50.336 |
| 6  | 1 | 2:19.970                                    | 38.467                                    | 41.055                                    | 1:00.448                                  | 230.8 | 35:10.306 |
| 7  | 1 | 2:19.630                                    | 37.871                                    | <span style="color: green;">40.975</span> | 1:00.784                                  | 233.8 | 37:29.936 |
| 8  | 1 | 2:27.031                                    | 39.551                                    | 45.233                                    | 1:02.247                                  | 242.7 | 39:56.967 |
| 9  | 1 | 2:23.639                                    | 39.179                                    | 43.310                                    | 1:01.150                                  | 235.8 | 42:20.606 |
| 10 | 1 | <span style="color: green;">2:18.179</span> | <span style="color: green;">37.694</span> | 41.014                                    | 59.471                                    | 233.8 | 44:38.785 |

| 35 |   | Lola T70 Mk.3B 1969                         |   | P+2L                                      |   |       |           |
|----|---|---|---|---|---|-------|-----------|
|    |   | 1. Armand MILLE                             |   |   |   |       |           |
| 1  | 1 | 4:56.157                                    | 3:13.953                                  | 42.813                                    | 59.391                                    | 134.2 | 4:56.157  |
| 2  | 1 | 2:17.473                                    | 37.912                                    | 41.145                                    | 58.416                                    | 247.7 | 7:13.630  |
| 3  | 1 | <span style="color: green;">2:14.711</span> | 37.151                                    | <span style="color: green;">40.248</span> | 57.312                                    | 247.1 | 9:28.341  |
| 4  | 1 | 6:49.826 <b>B</b>                           | 37.654                                    | 44.459                                    | 5:27.713                                  | 247.7 | 16:18.167 |
| 5  | 1 | 7:27.607                                    | 5:48.861                                  | 41.359                                    | 57.387                                    | 136.2 | 23:45.774 |
| 6  | 1 | 2:16.617                                    | 37.517                                    | 40.302                                    | 58.798                                    | 235.3 | 26:02.391 |
| 7  | 1 | 2:15.278                                    | 37.019                                    | 40.674                                    | 57.585                                    | 248.3 | 28:17.669 |
| 8  | 1 | 2:15.192                                    | 37.035                                    | 40.447                                    | 57.710                                    | 242.7 | 30:32.861 |
| 9  | 1 | 2:17.916                                    | 37.109                                    | 43.182                                    | 57.625                                    | 247.1 | 32:50.777 |
| 10 | 1 | 2:15.483                                    | <span style="color: green;">36.910</span> | 41.445                                    | 57.128                                    | 252.9 | 35:06.260 |
| 11 | 1 | 4:10.899 <b>B</b>                           | 37.383                                    | 41.740                                    | 2:51.776                                  | 245.5 | 39:17.159 |
| 12 | 1 | 2:33.299                                    | 54.112                                    | 41.000                                    | 58.187                                    | 150.2 | 41:50.458 |
| 13 | 1 | 2:15.305                                    | 37.368                                    | 40.825                                    | <span style="color: green;">57.112</span> | 246.0 | 44:05.763 |

| 36 |   | Lotus 47 1969       |          | P-2L   |          |       |           |
|----|---|---------------------|----------|--------|----------|-------|-----------|
|    |   | 1. Georges CABANNE  |          |        |          |       |           |
|    |   | 2. Charly BOURACHOT |          |        |          |       |           |
| 1  | 1 | 4:08.674 <b>B</b>   | 1:55.521 | 53.489 | 1:19.664 | 97.5  | 4:08.674  |
| 2  | 1 | 3:43.367            | 1:44.318 | 49.790 | 1:09.259 | 119.3 | 7:52.041  |
| 3  | 1 | 2:40.288            | 43.922   | 48.834 | 1:07.532 | 194.6 | 10:32.329 |
| 4  | 1 | 3:25.370 <b>B</b>   | 44.267   | 50.072 | 1:51.031 | 195.7 | 13:57.699 |
| 5  | 2 | 10:36.923           | 8:42.540 | 48.578 | 1:05.805 | 117.6 | 24:34.622 |





# CLASSIC ENDURANCE RACING 1

## DIX MILLE TOURS

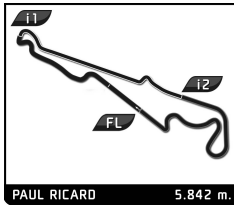
### QUALIFYING

### Sector Analysis

| Lap   | D | Time               | Sector 1      | Sector 2      | Sector 3        | T. Spd | Elapsed   | Lap   | D | Time               | Sector 1      | Sector 2      | Sector 3        | T. Spd | Elapsed   |   |                 |               |               |        |       |           |
|---|---|--------------------|---------------|---------------|-----------------|--------|-----------|---|---|--------------------|---------------|---------------|-----------------|--------|-----------|---|-----------------|---------------|---------------|--------|-------|-----------|
| 6   | 2 | 2:32.150           | 41.455        | 46.647        | <b>1:04.048</b> | 191.5  | 27:06.772 | 7   | 1 | 2:22.792           | 38.649        | 43.628        | 1:00.515        | 231.8  | 26:16.447 |   |                 |               |               |        |       |           |
| 7   | 2 | <b>2:31.309</b>    | <b>41.049</b> | <b>46.092</b> | 1:04.168        | 199.3  | 29:38.081 | 8   | 1 | 2:34.378 <b>B</b>  | 39.714        | 43.461        | 1:11.203        | 228.3  | 28:50.825 |   |                 |               |               |        |       |           |
| <b>39</b> Porsche 911 Carrera RSR 3.0 1975<br>1.Vincent MARTIN GT1            |   |                    |               |               |                 |        |           | <b>46</b> Porsche 911 Carrera RS 2.7 1973<br>1.Christian BOURIEZ GT1<br>2.Alice BOURIEZ |   |                    |               |               |                 |        |           |   |                 |               |               |        |       |           |
| 1   | 1 | 5:02.147           | 2:54.611      | 55.003        | 1:12.533        | 99.5   | 5:02.147  | 1   | 1 | 5:35.659           | 3:26.961      | 55.940        | 1:12.758        | 92.1   | 5:35.659  |   |                 |               |               |        |       |           |
| 2   | 1 | 2:46.823           | 45.413        | 49.760        | 1:11.650        | 189.5  | 7:48.970  | 2   | 1 | 2:47.700           | 47.500        | 50.447        | 1:09.753        | 189.8  | 8:23.359  |   |                 |               |               |        |       |           |
| 3   | 1 | 2:44.659           | 45.464        | 48.823        | 1:10.372        | 195.7  | 10:33.629 | 3   | 1 | 2:45.175           | 45.131        | <b>49.425</b> | 1:10.619        | 192.5  | 11:08.534 |   |                 |               |               |        |       |           |
| 4   | 1 | 11:05.780 <b>B</b> | 44.712        | 56.557        | 9:24.511        | 198.5  | 21:39.409 | 4   | 1 | 5:47.016 <b>B</b>  | 45.823        | 1:05.110      | 3:56.083        | 191.5  | 16:55.550 |   |                 |               |               |        |       |           |
| 5   | 1 | 3:32.129           | 1:33.063      | 49.801        | 1:09.265        | 98.3   | 25:11.538 | 5   | 2 | 7:46.573           | 5:39.458      | 53.222        | 1:13.893        | 103.3  | 24:42.123 |   |                 |               |               |        |       |           |
| 6   | 1 | 2:42.498           | 44.669        | <b>48.629</b> | 1:09.200        | 196.0  | 27:54.036 | 6   | 2 | 2:53.824           | 48.256        | 52.114        | 1:13.454        | 169.0  | 27:35.947 |   |                 |               |               |        |       |           |
| 7   | 1 | 2:43.367           | 45.059        | 48.881        | 1:09.427        | 191.2  | 30:37.403 | 7   | 2 | 2:51.436           | 46.935        | 52.056        | 1:12.445        | 191.5  | 30:27.383 |   |                 |               |               |        |       |           |
| 8   | 1 | 2:42.216           | 44.323        | 48.932        | 1:08.961        | 196.0  | 33:19.619 | 8   | 2 | 2:49.369           | 46.333        | 51.616        | 1:11.420        | 185.6  | 33:16.752 |   |                 |               |               |        |       |           |
| 9   | 1 | 4:28.899 <b>B</b>  | 45.209        | 50.473        | 2:53.217        | 196.7  | 37:48.518 | 9   | 2 | 2:47.177           | 45.328        | 51.410        | 1:10.439        | 190.5  | 36:03.929 |   |                 |               |               |        |       |           |
| 10  | 1 | 3:01.098           | 1:03.231      | 48.885        | 1:08.982        | 117.8  | 40:49.616 | 10  | 2 | 2:47.520           | 46.735        | 50.597        | 1:10.188        | 189.5  | 38:51.449 |   |                 |               |               |        |       |           |
| 11  | 1 | <b>2:42.198</b>    | 43.898        | 49.900        | <b>1:08.400</b> | 200.0  | 43:31.814 | 11  | 2 | <b>2:45.003</b>    | 44.995        | 50.350        | <b>1:09.658</b> | 188.2  | 41:36.452 |   |                 |               |               |        |       |           |
| 12  | 1 | 3:56.413 <b>B</b>  | <b>43.390</b> | 48.575        | 2:24.448        | 198.9  | 47:28.227 | 12  | 2 | 2:47.559           | <b>44.922</b> | 51.869        | 1:10.768        | 189.5  | 44:24.011 |   |                 |               |               |        |       |           |
| <b>40</b> Ford GT40 1968<br>1.Philippe SCEMAMA GT1                            |   |                    |               |               |                 |        |           | <b>51</b> Porsche 911 Carrera RSR 3.0 1974<br>1.Frédéric DI EGIDIO GT1                  |   |                    |               |               |                 |        |           |   |                 |               |               |        |       |           |
| 1   | 1 | 3:00.736           | 1:11.635      | 47.276        | 1:01.825        | 123.9  | 3:00.736  | 1   | 1 | 9:34.923 <b>B</b>  | 1:07.704      | 1:42.469      | 6:44.750        | 112.7  | 9:34.923  |   |                 |               |               |        |       |           |
| 2   | 1 | 2:23.550           | 39.706        | 43.049        | 1:00.795        | 229.3  | 5:24.286  | 2   | 1 | 12:11.229 <b>B</b> |               |               |                 |        | 21:46.152 |   |                 |               |               |        |       |           |
| 3   | 1 | 3:52.036 <b>B</b>  | 39.600        | 47.024        | 2:25.412        | 223.6  | 9:16.322  | 3   | 1 | 3:50.358 <b>B</b>  | 1:24.859      | <b>47.277</b> | 1:38.222        | 110.3  | 25:36.510 |   |                 |               |               |        |       |           |
| 4   | 1 | 4:26.148 <b>B</b>  | 58.427        | 43.653        | 2:44.068        | 120.0  | 13:42.470 | <b>55</b> Chevron B19 1971<br>1.François RIVAZ P-2L<br>2.Frank STIPLER                  |   |                    |               |               |                 |        |           |   |                 |               |               |        |       |           |
| 5   | 1 | 9:57.112           | 8:12.211      | 43.726        | 1:01.175        | 113.8  | 23:39.582 | 1   | 2 | 2:53.832           | 1:06.386      | 46.042        | 1:01.404        | 82.1   | 2:53.832  |   |                 |               |               |        |       |           |
| 6   | 1 | 2:22.843           | <b>38.737</b> | 42.582        | 1:01.524        | 240.0  | 26:02.425 | 2   | 2 | 4:01.692 <b>B</b>  | 37.903        | 44.019        | 2:39.770        | 225.0  | 6:55.524  |   |                 |               |               |        |       |           |
| 7   | 1 | 8:20.513 <b>B</b>  | 40.439        | 43.591        | 6:56.483        | 217.7  | 34:22.938 | 3   | 2 | 2:40.903           | 58.850        | 42.729        | 59.324          | 125.6  | 9:36.427  |   |                 |               |               |        |       |           |
| 8   | 1 | 3:12.720 <b>B</b>  | 1:04.218      | 44.973        | 1:23.529        | 107.5  | 37:35.658 | 4   | 2 | 2:27.965           | 37.767        | 41.928        | 1:08.270        | 224.5  | 12:04.392 |   |                 |               |               |        |       |           |
| 9   | 1 | 2:41.887           | 56.018        | 44.102        | 1:01.767        | 125.4  | 40:17.545 | 5   | 2 | 4:00.640 <b>B</b>  | 58.765        | 56.321        | 2:05.554        | 92.8   | 16:05.032 |   |                 |               |               |        |       |           |
| 10  | 1 | <b>2:22.784</b>    | 39.754        | 42.586        | <b>1:00.444</b> | 234.3  | 42:40.329 | 6   | 2 | 7:41.808           | 6:00.386      | 42.980        | 58.442          | 122.6  | 23:46.840 |   |                 |               |               |        |       |           |
| 11  | 1 | 2:21.670           | 39.023        | <b>42.070</b> | 1:00.577        | 235.8  | 45:01.999 | 7   | 2 | 2:16.954           | 37.634        | 41.401        | <b>57.919</b>   | 226.4  | 26:03.794 |   |                 |               |               |        |       |           |
| <b>42</b> Lola T212 1971<br>1.Christophe BEAUDON P-2L                         |   |                    |               |               |                 |        |           | 8   |   |                    |               |               |                 |        |           | 2 | <b>2:16.591</b> | <b>37.343</b> | <b>41.143</b> | 58.105 | 229.8 | 28:20.385 |
| 1   | 1 | 3:20.838           | 1:31.117      | 45.024        | 1:04.697        | 116.0  | 3:20.838  | 9   | 2 | 3:14.426 <b>B</b>  | 37.536        | 42.380        | 1:54.510        | 226.9  | 31:34.811 |   |                 |               |               |        |       |           |
| 2   | 1 | 2:27.151           | 39.823        | 46.424        | 1:00.904        | 225.5  | 5:47.989  | 10  | 1 | 2:49.761           | 1:05.067      | 43.694        | 1:01.000        | 110.4  | 34:24.572 |   |                 |               |               |        |       |           |
| 3   | 1 | 2:24.116           | 39.490        | 43.784        | 1:00.842        | 224.1  | 8:12.105  | 11  | 1 | 2:21.980           | 39.305        | 42.099        | 1:00.576        | 224.1  | 36:46.552 |   |                 |               |               |        |       |           |
| 4   | 1 | 3:16.646 <b>B</b>  | 39.325        | 47.830        | 1:49.491        | 225.0  | 11:28.751 | 12  | 1 | 2:22.749           | 39.000        | 43.571        | 1:00.178        | 225.0  | 39:09.301 |   |                 |               |               |        |       |           |
| 5   | 1 | 13:18.608          | ...           | 44.618        | 1:01.152        | 120.0  | 24:47.359 | 13  | 1 | 2:22.105           | 39.154        | 42.225        | 1:00.726        | 224.5  | 41:31.406 |   |                 |               |               |        |       |           |
| 6   | 1 | 2:25.755           | 40.409        | 43.513        | 1:01.833        | 223.6  | 27:13.114 | 14  | 1 | 2:21.974           | 38.928        | 42.497        | 1:00.549        | 225.0  | 43:53.380 |   |                 |               |               |        |       |           |
| 7   | 1 | 2:24.509           | 39.545        | 44.502        | <b>1:00.462</b> | 225.9  | 29:37.623 | <b>56</b> Chevron B19 1971<br>1. NELSON P-2L  |   |                    |               |               |                 |        |           |   |                 |               |               |        |       |           |
| 8   | 1 | 2:24.270           | 39.757        | 43.428        | 1:01.085        | 225.5  | 32:01.893 | 1   | 1 | 3:19.153           | 1:34.497      | 43.865        | 1:00.791        | 94.2   | 3:19.153  |   |                 |               |               |        |       |           |
| 9   | 1 | 2:24.441           | 40.726        | <b>43.237</b> | 1:00.478        | 225.5  | 34:26.334 | 2   | 1 | 2:48.371           | 38.262        | 1:09.025      | 1:01.084        | 226.4  | 6:07.524  |   |                 |               |               |        |       |           |
| 10  | 1 | <b>2:22.842</b>    | <b>38.828</b> | 43.439        | 1:00.575        | 225.0  | 36:49.176 | 3   | 1 | <b>2:20.585</b>    | 39.134        | 42.592        | <b>58.859</b>   | 224.1  | 8:28.109  |   |                 |               |               |        |       |           |
| 11  | 1 | 2:27.273           | 39.502        | 43.559        | 1:04.212        | 220.4  | 39:16.449 | <b>59</b> Porsche 911 Carrera RSR 3.0 1974<br>1.Jean-Louis BONNET GT1                   |   |                    |               |               |                 |        |           |   |                 |               |               |        |       |           |
| 12  | 1 | 2:24.604           | 39.436        | 43.267        | 1:01.901        | 221.3  | 41:41.053 | 1   | 1 | 5:23.540           | 3:17.313      | 54.000        | 1:12.227        | 92.3   | 5:23.540  |   |                 |               |               |        |       |           |
| 13  | 1 | 2:32.275           | 47.206        | 44.227        | 1:00.842        | 220.4  | 44:13.328 | 2   | 1 | <b>2:46.497</b>    | 45.076        | 50.588        | 1:10.833        | 197.4  | 8:10.037  |   |                 |               |               |        |       |           |
| 14  | 1 | 3:11.915 <b>B</b>  | 39.722        | 53.893        | 1:38.300        | 221.8  | 47:25.243 |   |   |                    |               |               |                 |        |           |   |                 |               |               |        |       |           |
| <b>45</b> Chevron B19 1971<br>1.Gianluigi CANDIANI P-2L<br>2.Frédéric ROUVIER |   |                    |               |               |                 |        |           |   |   |                    |               |               |                 |        |           |   |                 |               |               |        |       |           |
| 1   | 1 | 3:12.769           | 1:22.875      | 46.645        | 1:03.249        | 92.6   | 3:12.769  |   |   |                    |               |               |                 |        |           |   |                 |               |               |        |       |           |
| 2   | 1 | 2:25.641           | 40.744        | 44.226        | 1:00.671        | 226.4  | 5:38.410  |   |   |                    |               |               |                 |        |           |   |                 |               |               |        |       |           |
| 3   | 1 | 2:23.923           | 39.286        | 42.283        | 1:02.354        | 234.8  | 8:02.333  |   |   |                    |               |               |                 |        |           |   |                 |               |               |        |       |           |
| 4   | 1 | 2:24.271           | 40.353        | 42.516        | 1:01.402        | 231.8  | 10:26.604 |   |   |                    |               |               |                 |        |           |   |                 |               |               |        |       |           |
| 5   | 1 | 3:10.898 <b>B</b>  | 41.034        | 45.335        | 1:44.529        | 230.8  | 13:37.502 |   |   |                    |               |               |                 |        |           |   |                 |               |               |        |       |           |
| 6   | 1 | 10:16.153          | 8:31.852      | 43.862        | 1:00.439        | 119.9  | 23:53.655 |   |   |                    |               |               |                 |        |           |   |                 |               |               |        |       |           |







# CLASSIC ENDURANCE RACING 1

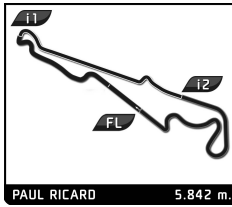
## DIX MILLE TOURS

### QUALIFYING

### Sector Analysis

| Personal Best  |   |           |          |          |          |          | Session Best |           |   |      |          |          |          | B Crossing the finish line in pit lane   |         |  |  |  |  |  |
|--|---|-----------|----------|----------|----------|----------|--------------|-----------|---|------|----------|----------|----------|--|---------|--|--|--|--|--|
| Lap  | D | Time      | Sector 1 | Sector 2 | Sector 3 | T. Spd   | Elapsed      | Lap       | D | Time | Sector 1 | Sector 2 | Sector 3 | T. Spd   | Elapsed |  |  |  |  |  |
| <b>60</b> Lola T70 Mk.3 1968<br>1. Martin WACHTER P+2L                                     |   |           |          |          |          |          |              |           |   |      |          |          |          |  |         |  |  |  |  |  |
| 1  | 1 | 4:00.016  | 2:05.273 | 47.386   | 1:07.357 | 104.8    | 4:00.016     |           |   |      |          |          |          |  |         |  |  |  |  |  |
| 2  | 1 | 2:33.872  | 43.239   | 44.368   | 1:06.265 | 185.2    | 6:33.888     |           |   |      |          |          |          |  |         |  |  |  |  |  |
| 3  | 1 | 2:34.175  | 42.088   | 45.108   | 1:06.979 | 218.6    | 9:08.063     |           |   |      |          |          |          |  |         |  |  |  |  |  |
| 4  | 1 | 2:35.507  | 42.178   | 47.489   | 1:05.840 | 221.8    | 11:43.570    |           |   |      |          |          |          |  |         |  |  |  |  |  |
| 5  | 1 | 3:33.661  | B        | 57.228   | 55.483   | 1:40.950 | 118.3        | 15:17.231 |   |      |          |          |          |  |         |  |  |  |  |  |
| 6  | 1 | 9:26.157  | 7:35.815 | 44.127   | 1:06.215 | 119.9    | 24:43.388    |           |   |      |          |          |          |  |         |  |  |  |  |  |
| 7  | 1 | 2:28.718  | 41.295   | 44.098   | 1:03.325 | 207.3    | 27:12.106    |           |   |      |          |          |          |  |         |  |  |  |  |  |
| 8  | 1 | 2:29.538  | 41.289   | 44.703   | 1:03.546 | 219.1    | 29:41.644    |           |   |      |          |          |          |  |         |  |  |  |  |  |
| 9  | 1 | 2:29.584  | 40.800   | 44.210   | 1:04.574 | 199.3    | 32:11.228    |           |   |      |          |          |          |  |         |  |  |  |  |  |
| 10   | 1 | 2:27.746  | 41.700   | 43.566   | 1:02.480 | 197.4    | 34:38.974    |           |   |      |          |          |          |  |         |  |  |  |  |  |
| 11   | 1 | 2:27.134  | 40.667   | 43.245   | 1:03.222 | 225.0    | 37:06.108    |           |   |      |          |          |          |  |         |  |  |  |  |  |
| 12   | 1 | 2:26.001  | 40.659   | 42.469   | 1:02.873 | 223.1    | 39:32.109    |           |   |      |          |          |          |  |         |  |  |  |  |  |
| 13   | 1 | 2:30.073  | 41.620   | 44.594   | 1:03.859 | 204.5    | 42:02.182    |           |   |      |          |          |          |  |         |  |  |  |  |  |
| 14   | 1 | 2:44.298  | B        | 42.062   | 43.710   | 1:18.526 | 209.3        | 44:46.480 |   |      |          |          |          |  |         |  |  |  |  |  |
| <b>61</b> Porsche 911 Carrera RSR 3.0 1974<br>1. Serge LIBENS GT1<br>2. Jean-André COLLARD |   |           |          |          |          |          |              |           |   |      |          |          |          |  |         |  |  |  |  |  |
| 1  | 1 | 5:25.465  | 3:17.969 | 53.712   | 1:13.784 | 98.7     | 5:25.465     |           |   |      |          |          |          |  |         |  |  |  |  |  |
| 2  | 1 | 2:41.292  | 43.944   | 47.949   | 1:09.399 | 186.2    | 8:06.757     |           |   |      |          |          |          |  |         |  |  |  |  |  |
| 3  | 1 | 2:42.096  | 43.453   | 50.138   | 1:08.505 | 191.2    | 10:48.853    |           |   |      |          |          |          |  |         |  |  |  |  |  |
| 4  | 1 | 10:59.977 | B        | 43.549   | 54.928   | 9:21.500 | 199.3        | 21:48.830 |   |      |          |          |          |  |         |  |  |  |  |  |
| 5  | 2 | 3:16.481  | 1:22.714 | 47.138   | 1:06.629 | 120.7    | 25:05.311    |           |   |      |          |          |          |  |         |  |  |  |  |  |
| 6  | 2 | 2:33.672  | 42.319   | 46.110   | 1:05.243 | 200.4    | 27:38.983    |           |   |      |          |          |          |  |         |  |  |  |  |  |
| 7  | 2 | 2:33.876  | 42.522   | 45.782   | 1:05.572 | 197.4    | 30:12.859    |           |   |      |          |          |          |  |         |  |  |  |  |  |
| 8  | 2 | 2:32.006  | 41.706   | 45.958   | 1:04.342 | 200.4    | 32:44.865    |           |   |      |          |          |          |  |         |  |  |  |  |  |
| 9  | 2 | 2:33.591  | 42.176   | 45.783   | 1:05.632 | 201.5    | 35:18.456    |           |   |      |          |          |          |  |         |  |  |  |  |  |
| 10   | 2 | 2:33.111  | 41.835   | 46.330   | 1:04.946 | 201.1    | 37:51.567    |           |   |      |          |          |          |  |         |  |  |  |  |  |
| 11   | 2 | 2:32.736  | 42.310   | 45.991   | 1:04.435 | 197.1    | 40:24.303    |           |   |      |          |          |          |  |         |  |  |  |  |  |
| 12   | 2 | 2:37.017  | 42.825   | 48.576   | 1:05.616 | 203.4    | 43:01.320    |           |   |      |          |          |          |  |         |  |  |  |  |  |
| 13   | 2 | 3:15.711  | B        | 41.693   | 46.712   | 1:47.306 | 202.6        | 46:17.031 |   |      |          |          |          |  |         |  |  |  |  |  |
| <b>62</b> Chevron B19 1971<br>1. Michael BIRCH P-2L  |   |           |          |          |          |          |              |           |   |      |          |          |          |  |         |  |  |  |  |  |
| 1  | 1 | 4:16.046  | 2:21.646 | 48.360   | 1:06.040 | 106.3    | 4:16.046     |           |   |      |          |          |          |  |         |  |  |  |  |  |
| 2  | 1 | 2:26.902  | 40.532   | 44.938   | 1:01.432 | 219.1    | 6:42.948     |           |   |      |          |          |          |  |         |  |  |  |  |  |
| 3  | 1 | 2:26.136  | 39.508   | 43.065   | 1:03.563 | 221.8    | 9:09.084     |           |   |      |          |          |          |  |         |  |  |  |  |  |
| 4  | 1 | 2:44.928  | 41.918   | 51.547   | 1:11.463 | 224.5    | 11:54.012    |           |   |      |          |          |          |  |         |  |  |  |  |  |
| 5  | 1 | 4:00.895  | B        | 54.545   | 1:01.845 | 2:04.505 | 116.6        | 15:54.907 |   |      |          |          |          |  |         |  |  |  |  |  |
| 6  | 1 | 8:12.970  | 6:24.749 | 43.956   | 1:04.265 | 121.3    | 24:07.877    |           |   |      |          |          |          |  |         |  |  |  |  |  |
| 7  | 1 | 2:22.627  | 39.140   | 42.852   | 1:00.635 | 222.7    | 26:30.504    |           |   |      |          |          |          |  |         |  |  |  |  |  |
| 8  | 1 | 2:22.751  | 39.224   | 42.440   | 1:01.087 | 223.6    | 28:53.255    |           |   |      |          |          |          |  |         |  |  |  |  |  |
| 9  | 1 | 2:20.627  | 39.182   | 42.246   | 59.199   | 223.1    | 31:13.882    |           |   |      |          |          |          |  |         |  |  |  |  |  |
| 10   | 1 | 2:26.495  | 38.949   | 44.771   | 1:02.775 | 226.4    | 33:40.377    |           |   |      |          |          |          |  |         |  |  |  |  |  |
| 11   | 1 | 2:20.977  | 38.837   | 42.148   | 59.992   | 221.8    | 36:01.354    |           |   |      |          |          |          |  |         |  |  |  |  |  |
|  |   |           |          |          |          |          |              |           |   |      |          |          |          | <b>63</b> Porsche 911 Carrera RS 3.0 1974<br>1. Jérôme ANASTASIO GT1<br>2. Charles ANASTASIO |         |  |  |  |  |  |
| 1  | 1 | 4:48.958  | 2:28.758 | 1:00.655 | 1:19.545 | 100.0    | 4:48.958     |           |   |      |          |          |          |  |         |  |  |  |  |  |
| 2  | 1 | 3:00.883  | 48.562   | 54.293   | 1:18.028 | 183.1    | 7:49.841     |           |   |      |          |          |          |  |         |  |  |  |  |  |
| 3  | 1 | 2:57.271  | 48.024   | 52.737   | 1:16.510 | 180.3    | 10:47.112    |           |   |      |          |          |          |  |         |  |  |  |  |  |
| 4  | 1 | 12:04.214 | B        | 47.862   | 1:01.601 | ...      | 184.6        | 22:51.326 |   |      |          |          |          |  |         |  |  |  |  |  |
| 5  | 2 | 3:21.735  | 1:10.877 | 55.643   | 1:15.215 | 93.5     | 26:13.061    |           |   |      |          |          |          |  |         |  |  |  |  |  |
| 6  | 2 | 2:58.599  | 48.994   | 54.542   | 1:15.063 | 173.1    | 29:11.660    |           |   |      |          |          |          |  |         |  |  |  |  |  |
| 7  | 2 | 2:55.212  | 48.093   | 53.416   | 1:13.703 | 173.9    | 32:06.872    |           |   |      |          |          |          |  |         |  |  |  |  |  |
| 8  | 2 | 2:52.696  | 47.304   | 52.029   | 1:13.363 | 173.4    | 34:59.568    |           |   |      |          |          |          |  |         |  |  |  |  |  |
| 9  | 2 | 4:05.711  | B        | 47.041   | 54.234   | 2:24.436 | 180.3        | 39:05.279 |   |      |          |          |          |  |         |  |  |  |  |  |
|  |   |           |          |          |          |          |              |           |   |      |          |          |          | <b>64</b> Porsche 906 1967<br>1. Luca LITTARDI P-2L<br>2. Massimo PEDRAZZI                   |         |  |  |  |  |  |
| 1  | 1 | 4:42.841  | 2:26.240 | 55.016   | 1:21.585 | 82.2     | 4:42.841     |           |   |      |          |          |          |  |         |  |  |  |  |  |
| 2  | 1 | 2:52.497  | 47.911   | 52.268   | 1:12.318 | 180.6    | 7:35.338     |           |   |      |          |          |          |  |         |  |  |  |  |  |
| 3  | 1 | 2:45.474  | 45.680   | 50.005   | 1:09.789 | 188.2    | 10:20.812    |           |   |      |          |          |          |  |         |  |  |  |  |  |
| 4  | 1 | 6:49.744  | B        | 48.755   | 54.952   | 5:06.037 | 188.5        | 17:10.556 |   |      |          |          |          |  |         |  |  |  |  |  |
| 5  | 1 | 7:35.790  | 5:25.482 | 53.137   | 1:17.171 | 93.0     | 24:46.346    |           |   |      |          |          |          |  |         |  |  |  |  |  |
| 6  | 1 | 2:45.429  | 45.273   | 51.394   | 1:08.762 | 191.5    | 27:31.775    |           |   |      |          |          |          |  |         |  |  |  |  |  |
| 7  | 1 | 2:41.201  | 43.673   | 48.769   | 1:08.759 | 189.1    | 30:12.976    |           |   |      |          |          |          |  |         |  |  |  |  |  |
| 8  | 1 | 4:07.742  | B        | 50.161   | 54.944   | 2:22.637 | 182.7        | 34:20.718 |   |      |          |          |          |  |         |  |  |  |  |  |
| 9  | 1 | 3:13.381  | 1:07.467 | 49.667   | 1:16.247 | 101.4    | 37:34.099    |           |   |      |          |          |          |  |         |  |  |  |  |  |
| 10   | 1 | 2:42.128  | 45.304   | 48.601   | 1:08.223 | 189.1    | 40:16.227    |           |   |      |          |          |          |  |         |  |  |  |  |  |
| 11   | 1 | 2:41.598  | 44.761   | 49.124   | 1:07.713 | 188.5    | 42:57.825    |           |   |      |          |          |          |  |         |  |  |  |  |  |
| 12   | 1 | 3:12.829  | B        | 44.701   | 52.100   | 1:36.028 | 185.2        | 46:10.654 |   |      |          |          |          |  |         |  |  |  |  |  |
|  |   |           |          |          |          |          |              |           |   |      |          |          |          | <b>65</b> Porsche 911 Carrera RSR 3.0 1974<br>1. Claudio RODDARO GT1<br>2. Michel SPEYER     |         |  |  |  |  |  |
| 1  | 2 | 5:04.836  | 2:52.616 | 1:01.838 | 1:10.382 | 99.7     | 5:04.836     |           |   |      |          |          |          |  |         |  |  |  |  |  |
| 2  | 2 | 2:33.620  | 40.928   | 45.172   | 1:07.520 | 216.9    | 7:38.456     |           |   |      |          |          |          |  |         |  |  |  |  |  |
| 3  | 2 | 2:30.961  | 41.158   | 45.817   | 1:03.986 | 214.3    | 10:09.417    |           |   |      |          |          |          |  |         |  |  |  |  |  |
| 4  | 2 | 6:43.552  | B        | 41.298   | 45.572   | 5:16.682 | 216.0        | 16:52.969 |   |      |          |          |          |  |         |  |  |  |  |  |
| 5  | 2 | 7:33.996  | 5:36.236 | 49.104   | 1:08.656 | 110.8    | 24:26.965    |           |   |      |          |          |          |  |         |  |  |  |  |  |
| 6  | 2 | 2:31.506  | 42.182   | 45.077   | 1:04.247 | 214.3    | 26:58.471    |           |   |      |          |          |          |  |         |  |  |  |  |  |
| 7  | 2 | 4:05.521  | B        | 41.716   | 46.351   | 2:37.454 | 214.7        | 31:03.992 |   |      |          |          |          |  |         |  |  |  |  |  |
| 8  | 1 | 2:53.920  | 1:04.764 | 45.658   | 1:03.498 | 111.7    | 33:57.912    |           |   |      |          |          |          |  |         |  |  |  |  |  |
| 9  | 1 | 2:28.330  | 40.553   | 44.727   | 1:03.050 | 215.6    | 36:26.242    |           |   |      |          |          |          |  |         |  |  |  |  |  |
| 10   | 1 | 2:28.261  | 40.640   | 44.846   | 1:02.775 | 211.4    | 38:54.503    |           |   |      |          |          |          |  |         |  |  |  |  |  |
| 11   | 1 | 2:28.578  | 40.542   | 45.019   | 1:03.017 | 210.9    | 41:23.081    |           |   |      |          |          |          |  |         |  |  |  |  |  |
| 12   | 1 | 2:28.992  | 41.059   | 44.400   | 1:03.533 | 209.7    | 43:52.073    |           |   |      |          |          |          |  |         |  |  |  |  |  |
| 13   | 1 | 3:21.074  | B        | 40.993   | 52.912   | 1:47.169 | 209.7        | 47:13.147 |   |      |          |          |          |  |         |  |  |  |  |  |
|  |   |           |          |          |          |          |              |           |   |      |          |          |          | <b>66</b> Ford GT40 1965<br>1. Mr JOHN OF B GT1  |         |  |  |  |  |  |
| 1  | 1 | 5:21.519  | 3:27.960 | 48.982   | 1:04.577 | 104.2    | 5:21.519     |           |   |      |          |          |          |  |         |  |  |  |  |  |
| 2  | 1 | 2:29.374  | 40.048   | 44.184   | 1:05.142 | 221.3    | 7:50.893     |           |   |      |          |          |          |  |         |  |  |  |  |  |
| 3  | 1 | 2:27.693  | 40.176   | 44.554   | 1:02.963 | 222.7    | 10:18.586    |           |   |      |          |          |          |  |         |  |  |  |  |  |
| 4  | 1 | 3:10.732  | B        | 39.435   | 43.102   | 1:48.195 | 212.2        | 13:29.318 |   |      |          |          |          |  |         |  |  |  |  |  |
| 5  | 1 | 10:49.019 | 9:00.867 | 44.664   | 1:03.488 | 110.5    | 24:18.337    |           |   |      |          |          |          |  |         |  |  |  |  |  |
| 6  | 1 | 2:22.415  | 38.767   | 42.520   | 1:01.128 | 222.2    | 26:40.752    |           |   |      |          |          |          |  |         |  |  |  |  |  |
| 7  | 1 | 2:24.705  | 38.856   | 44.135   | 1:01.714 | 220.9    | 29:05.457    |           |   |      |          |          |          |  |         |  |  |  |  |  |



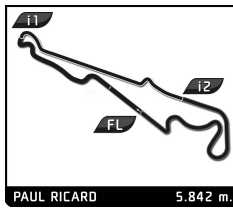


**CLASSIC ENDURANCE RACING 1**  
**DIX MILLE TOURS**  
**QUALIFYING**

**Sector Analysis**

|   |   |   |   |   |   |        |           | <span style="color: green;">■</span> Personal Best <span style="color: purple;">■</span> Session Best <span style="color: blue;">■</span> Crossing the finish line in pit lane |   |   |   |   |   |        |           |
|---|---|---|---|---|---|--------|-----------|--|---|---|---|---|---|--------|-----------|
| Lap   | D | Time  | Sector 1                                    | Sector 2                                  | Sector 3                                    | T. Spd | Elapsed   | Lap  | D | Time  | Sector 1                                    | Sector 2                                  | Sector 3                                    | T. Spd | Elapsed   |
| <b>70</b> Lola T70 Mk.3B 1969<br>1. Pierre-Alain FRANCE P+2L                                  |   |   |   |   |   |        |           |  |   |   |   |   |   |        |           |
| 8   | 1 | 2:24.114                                    | 39.098                                      | 43.684                                    | 1:01.332                                    | 226.9  | 31:29.571 | 1  | 1 | 2:54.300                                    | 1:06.905                                    | 47.141                                    | 1:00.254                                    | 79.1   | 2:54.300  |
| 9   | 1 | 2:42.044                                    | B 39.860                                    | 46.538                                    | 1:15.646                                    | 221.3  | 34:11.615 | 2  | 1 | 2:22.494                                    | 38.171                                      | 42.834                                    | 1:01.489                                    | 220.0  | 5:16.794  |
| 10  | 1 | 4:38.895                                    | 2:48.744                                    | 46.614                                    | 1:03.537                                    | 111.0  | 38:50.510 | 3  | 1 | 2:30.571                                    | 38.808                                      | 41.737                                    | 1:10.026                                    | 226.9  | 7:47.365  |
| 11  | 1 | <span style="color: green;">2:20.185</span> | 38.770                                      | <span style="color: green;">41.666</span> | <span style="color: green;">59.749</span>   | 231.8  | 41:10.695 | 4  | 1 | 2:18.297                                    | 38.489                                      | 41.372                                    | 58.436                                      | 225.0  | 10:05.662 |
| 12  | 1 | 2:27.605                                    | 40.269                                      | 44.373                                    | 1:02.963                                    | 231.8  | 43:38.300 | 5  | 1 | 3:15.904                                    | B 39.453                                    | 41.952                                    | 1:54.499                                    | 225.0  | 13:21.566 |
| 13  | 1 | 2:53.135                                    | B <span style="color: green;">38.331</span> | 42.151                                    | 1:32.653                                    | 237.9  | 46:31.435 | 6  | 1 | 10:08.362                                   | 8:28.013                                    | 41.817                                    | 58.532                                      | 119.9  | 23:29.928 |
|   |   |   |   |   |   |        |           |  |   |   |   |   |   |        |           |
| 1   | 1 | 5:23.201                                    | 3:29.148                                    | 46.955                                    | 1:07.098                                    | 87.9   | 5:23.201  | 7  | 1 | <span style="color: green;">2:17.168</span> | 37.680                                      | <span style="color: green;">41.089</span> | 58.399                                      | 227.4  | 25:47.096 |
| 2   | 1 | 2:26.515                                    | 39.343                                      | 43.083                                    | 1:04.089                                    | 238.9  | 7:49.716  | 8  | 1 | 2:19.379                                    | 37.398                                      | 41.552                                    | 1:00.429                                    | 226.9  | 28:06.475 |
| 3   | 1 | 2:28.206                                    | 41.910                                      | 43.289                                    | 1:03.007                                    | 217.7  | 10:17.922 | 9  | 1 | 2:20.963                                    | 38.542                                      | 43.001                                    | 59.420                                      | 204.9  | 30:27.438 |
| 4   | 1 | 11:53.282                                   | B 39.226                                    | 42.279                                    | ...   | 234.3  | 22:11.204 | 10   | 1 | 2:24.308                                    | 40.320                                      | 45.069                                    | 58.919                                      | 226.4  | 32:51.746 |
| 5   | 1 | 2:49.533                                    | 1:04.415                                    | 43.605                                    | 1:01.513                                    | 105.1  | 25:00.737 | 11   | 1 | 2:19.659                                    | 38.310                                      | 42.108                                    | 59.241                                      | 228.3  | 35:11.405 |
| 6   | 1 | 2:23.676                                    | 39.513                                      | 42.659                                    | 1:01.504                                    | 236.3  | 27:24.413 | 12   | 1 | 2:20.580                                    | 37.503                                      | 42.781                                    | 1:00.296                                    | 228.8  | 37:31.985 |
| 7   | 1 | 2:21.159                                    | 38.474                                      | 42.073                                    | 1:00.612                                    | 238.4  | 29:45.572 | 13   | 1 | 2:18.946                                    | 37.971                                      | 41.670                                    | 59.305                                      | 228.8  | 39:50.931 |
| 8   | 1 | 2:24.752                                    | 40.832                                      | 42.881                                    | 1:01.039                                    | 213.9  | 32:10.324 | 14   | 1 | 2:17.492                                    | 37.662                                      | 41.273                                    | 58.557                                      | 223.6  | 42:08.423 |
| 9   | 1 | 2:22.838                                    | 39.465                                      | 42.789                                    | 1:00.584                                    | 229.3  | 34:33.162 | 15   | 1 | 2:17.365                                    | <span style="color: green;">37.090</span>   | 42.254                                    | <span style="color: green;">58.021</span>   | 227.4  | 44:25.788 |
| 10  | 1 | 2:21.132                                    | 38.419                                      | <span style="color: green;">41.882</span> | 1:00.831                                    | 241.6  | 36:54.294 |  |   |   |   |   |   |        |           |
| 11  | 1 | 2:22.227                                    | 38.685                                      | 42.813                                    | 1:00.729                                    | 240.0  | 39:16.521 |  |   |   |   |   |   |        |           |
| 12  | 1 | 2:21.290                                    | 38.717                                      | 42.028                                    | 1:00.545                                    | 237.9  | 41:37.811 |  |   |   |   |   |   |        |           |
| 13  | 1 | <span style="color: green;">2:21.123</span> | 38.377                                      | 42.357                                    | <span style="color: green;">1:00.389</span> | 240.0  | 43:58.934 |  |   |   |   |   |   |        |           |
|   |   |   |   |   |   |        |           |  |   |   |   |   |   |        |           |
| <b>71</b> Porsche 911 Carrera RS 3.0 1975<br>1. Annette ROLNER GT1<br>2. Pierre-Alain THIBAUT |   |   |   |   |   |        |           |  |   |   |   |   |   |        |           |
| 1   | 2 | 5:22.594                                    | 3:16.430                                    | 53.713                                    | 1:12.451                                    | 67.9   | 5:22.594  | 1  | 1 | 4:51.640                                    | 2:41.162                                    | 54.701                                    | 1:15.777                                    | 102.4  | 4:51.640  |
| 2   | 2 | 2:37.037                                    | 44.267                                      | 46.972                                    | 1:05.798                                    | 198.5  | 7:59.631  | 2  | 1 | 2:51.499                                    | 47.042                                      | 52.112                                    | 1:12.345                                    | 187.8  | 7:43.139  |
| 3   | 2 | 2:33.595                                    | <span style="color: green;">41.751</span>   | <span style="color: green;">45.799</span> | 1:06.045                                    | 208.1  | 10:33.226 | 3  | 1 | 2:47.040                                    | 45.285                                      | 50.273                                    | 1:11.482                                    | 194.6  | 10:30.179 |
| 4   | 2 | 3:21.515                                    | B 42.371                                    | 50.520                                    | 1:48.624                                    | 212.2  | 13:54.741 | 4  | 1 | 3:39.451                                    | B 47.150                                    | 56.420                                    | 1:55.881                                    | 196.4  | 14:09.630 |
| 5   | 2 | 9:54.351                                    | 7:59.328                                    | 46.493                                    | 1:08.530                                    | 106.8  | 23:49.092 | 5  | 1 | 10:34.447                                   | 8:30.163                                    | 50.849                                    | 1:13.435                                    | 91.3   | 24:44.077 |
| 6   | 2 | 2:33.590                                    | 41.916                                      | 46.096                                    | 1:05.578                                    | 209.3  | 26:22.682 | 6  | 1 | 2:51.155                                    | 47.151                                      | 50.605                                    | 1:13.399                                    | 194.9  | 27:35.232 |
| 7   | 2 | <span style="color: green;">2:33.262</span> | 41.932                                      | 46.423                                    | <span style="color: green;">1:04.907</span> | 210.1  | 28:55.944 | 7  | 1 | 2:44.258                                    | 44.225                                      | 49.419                                    | 1:10.614                                    | 198.5  | 30:19.490 |
| 8   | 2 | 3:07.281                                    | B 50.792                                    | 57.602                                    | 1:18.887                                    | 210.1  | 32:03.225 | 8  | 1 | 3:19.247                                    | B 45.762                                    | 59.766                                    | 1:33.719                                    | 196.7  | 33:38.737 |
| 9   | 1 | 5:02.025                                    | 2:56.107                                    | 52.377                                    | 1:13.541                                    | 92.8   | 37:05.250 | 9  | 2 | 4:26.623                                    | 2:20.691                                    | 51.900                                    | 1:14.032                                    | 107.9  | 38:05.360 |
| 10  | 1 | 2:49.950                                    | 45.635                                      | 50.450                                    | 1:13.865                                    | 181.2  | 39:55.200 | 10   | 2 | <span style="color: green;">2:39.991</span> | 43.946                                      | <span style="color: green;">48.003</span> | <span style="color: green;">1:08.042</span> | 200.7  | 40:45.351 |
| 11  | 1 | 2:47.658                                    | 46.364                                      | 50.478                                    | 1:10.816                                    | 188.5  | 42:42.858 | 11   | 2 | 3:37.235                                    | B <span style="color: green;">43.758</span> | 1:13.825                                  | 1:39.652                                    | 201.9  | 44:22.586 |
| 12  | 1 | 3:14.902                                    | B 46.618                                    | 52.564                                    | 1:35.720                                    | 193.5  | 45:57.760 |  |   |   |   |   |   |        |           |
|   |   |   |   |   |   |        |           |  |   |   |   |   |   |        |           |
| <b>73</b> Lola T70 Mk.3B Spyder 1967<br>1. Marc DEVIS P+2L<br>2. Mathias DEVIS                |   |   |   |   |   |        |           |  |   |   |   |   |   |        |           |
| 1   | 1 | 3:12.280                                    | 1:22.162                                    | 46.161                                    | 1:03.957                                    | 91.7   | 3:12.280  | 1  | 1 | 4:42.621                                    | 2:47.239                                    | 48.341                                    | 1:07.041                                    | 107.4  | 4:42.621  |
| 2   | 1 | 2:26.978                                    | 40.960                                      | 44.649                                    | 1:01.369                                    | 211.4  | 5:39.258  | 2  | 1 | 2:35.261                                    | 42.085                                      | 47.204                                    | 1:05.972                                    | 205.7  | 7:17.882  |
| 3   | 1 | 2:24.761                                    | 39.748                                      | 42.492                                    | 1:02.521                                    | 225.0  | 8:04.019  | 3  | 1 | 2:32.732                                    | 41.873                                      | 46.050                                    | 1:04.809                                    | 210.1  | 9:50.614  |
| 4   | 1 | 2:26.196                                    | 40.317                                      | 44.647                                    | 1:01.232                                    | 225.9  | 10:30.215 | 4  | 1 | 11:36.718                                   | B 41.824                                    | 46.341                                    | ...   | 213.0  | 21:27.332 |
| 5   | 1 | 6:15.693                                    | B 38.477                                    | 46.175                                    | 4:51.041                                    | 233.8  | 16:45.908 | 5  | 1 | 3:18.170                                    | 1:26.431                                    | 46.438                                    | 1:05.301                                    | 118.2  | 24:45.502 |
| 6   | 1 | 8:51.703                                    | B 5:34.371                                  | 43.352                                    | 2:33.980                                    | 107.8  | 25:37.611 | 6  | 1 | 2:34.030                                    | 43.428                                      | 46.190                                    | 1:04.412                                    | 203.0  | 27:19.532 |
| 7   | 2 | 2:56.235                                    | 1:06.964                                    | 45.406                                    | 1:03.865                                    | 107.8  | 28:33.846 | 7  | 1 | <span style="color: green;">2:29.447</span> | 40.781                                      | 45.546                                    | <span style="color: green;">1:03.120</span> | 212.2  | 29:48.979 |
| 8   | 2 | 2:25.731                                    | 39.166                                      | 43.579                                    | 1:02.986                                    | 237.9  | 30:59.577 | 8  | 1 | 2:30.720                                    | 41.920                                      | 45.639                                    | 1:03.161                                    | 213.9  | 32:19.699 |
| 9   | 2 | 2:23.833                                    | 40.312                                      | 42.491                                    | 1:01.030                                    | 203.4  | 33:23.410 | 9  | 1 | 2:32.931                                    | 41.583                                      | 46.483                                    | 1:04.865                                    | 190.1  | 34:52.630 |
| 10  | 2 | 2:23.015                                    | 39.318                                      | 42.824                                    | 1:00.873                                    | 225.0  | 35:46.425 | 10   | 1 | 5:19.444                                    | B <span style="color: green;">40.629</span> | <span style="color: green;">45.454</span> | 3:53.361                                    | 213.0  | 40:12.074 |
| 11  | 2 | 2:22.210                                    | 38.603                                      | <span style="color: green;">42.285</span> | 1:01.322                                    | 234.8  | 38:08.635 | 11   | 1 | 2:56.603                                    | 1:01.037                                    | 49.116                                    | 1:06.450                                    | 112.1  | 43:08.677 |
| 12  | 2 | 2:27.424                                    | 41.000                                      | 44.197                                    | 1:02.227                                    | 203.8  | 40:36.059 | 12   | 1 | 3:31.531                                    | B 42.032                                    | 46.263                                    | 2:03.236                                    | 209.7  | 46:40.208 |
| 13  | 2 | <span style="color: green;">2:20.944</span> | <span style="color: green;">37.956</span>   | 42.619                                    | <span style="color: green;">1:00.369</span> | 248.3  | 42:57.003 |  |   |   |   |   |   |        |           |
| 14  | 2 | 2:42.346                                    | B 39.138                                    | 43.211                                    | 1:19.997                                    | 244.3  | 45:39.349 |  |   |   |   |   |   |        |           |
|   |   |   |   |   |   |        |           |  |   |   |   |   |   |        |           |
| <b>76</b> Lola T212 1971<br>1. Gonçalo GOMES P-2L   |   |   |   |   |   |        |           |  |   |   |   |   |   |        |           |
| 1   | 1 | 4:36.580                                    | 2:29.431                                    | 55.958                                    | 1:11.191                                    | 101.9  | 4:36.580  | 1  | 1 | 4:36.580                                    | 2:29.431                                    | 55.958                                    | 1:11.191                                    | 101.9  | 4:36.580  |
| 2   | 1 | 2:42.914                                    | 46.862                                      | 49.131                                    | 1:06.921                                    | 173.6  | 7:19.494  | 2  | 1 | 2:42.914                                    | 46.862                                      | 49.131                                    | 1:06.921                                    | 173.6  | 7:19.494  |
| 3   | 1 | <span style="color: green;">2:35.532</span> | 42.541                                      | <span style="color: green;">46.432</span> | <span style="color: green;">1:06.559</span> | 195.7  | 9:55.026  | 3  | 1 | <span style="color: green;">2:35.532</span> | 42.541                                      | <span style="color: green;">46.432</span> | <span style="color: green;">1:06.559</span> | 195.7  | 9:55.026  |
| 4   | 1 | 8:32.941                                    | B <span style="color: green;">42.383</span> | 46.621                                    | 7:03.937                                    | 209.7  | 18:27.967 | 4  | 1 | 8:32.941                                    | B <span style="color: green;">42.383</span> | 46.621                                    | 7:03.937                                    | 209.7  | 18:27.967 |
| 5   | 1 | 6:15.238                                    | 4:18.556                                    | 47.075                                    | 1:09.607                                    | 124.6  | 24:43.205 | 5  | 1 | 6:15.238                                    | 4:18.556                                    | 47.075                                    | 1:09.607                                    | 124.6  | 24:43.205 |
| 6   | 1 | 4:37.908                                    | B 43.039                                    | 46.498                                    | 3:08.371                                    | 183.4  | 29:21.113 | 6  | 1 | 4:37.908                                    | B 43.039                                    | 46.498                                    | 3:08.371                                    | 183.4  | 29:21.113 |
| 7   | 2 | 3:13.924                                    | 1:14.544                                    | 50.246                                    | 1:09.134                                    | 88.0   | 32:35.037 | 7  | 2 | 3:13.924                                    | 1:14.544                                    | 50.246                                    | 1:09.134                                    | 88.0   | 32:35.037 |
| 8   | 2 | 2:44.253                                    | 45.743                                      | 48.129                                    | 1:10.381                                    | 188.8  | 35:19.290 | 8  | 2 | 2:44.253                                    | 45.743                                      | 48.129                                    | 1:10.381                                    | 188.8  | 35:19.290 |
| 9   | 2 | 2:43.410                                    | 44.860                                      | 48.436                                    | 1:10.114                                    | 182.1  | 38:02.700 | 9  | 2 | 2:43.410                                    | 44.860                                      | 48.436                                    | 1:10.114                                    | 182.1  | 38:02.700 |
| 10  | 2 | 2:48.489                                    | 47.052                                      | 52.049                                    | 1:09.388                                    | 193.9  | 40:51.189 | 10   | 2 | 2:48.489                                    | 47.052                                      | 52.049                                    | 1:09.388                                    | 193.9  | 40:51.189 |





# CLASSIC ENDURANCE RACING 1

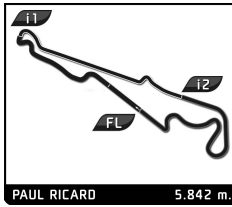
## DIX MILLE TOURS

### QUALIFYING

### Sector Analysis

|  |   |                    |               |               |                 |        |           | <span style="color: green;">■</span> Personal Best <span style="color: purple;">■</span> Session Best <span style="color: blue;">■</span> Crossing the finish line in pit lane |   |                   |               |          |          |        |           |
|--|---|--------------------|---------------|---------------|-----------------|--------|-----------|--|---|-------------------|---------------|----------|----------|--------|-----------|
| Lap  | D | Time               | Sector 1      | Sector 2      | Sector 3        | T. Spd | Elapsed   | Lap  | D | Time              | Sector 1      | Sector 2 | Sector 3 | T. Spd | Elapsed   |
| <b>82</b> Chevrolet Corvette C3 1969       |   |                    |               |               |                 |        |           |  |   |                   |               |          |          |        |           |
| 1. Nicolas MATILE                          |   |                    |               |               |                 |        |           | GT1  |   |                   |               |          |          |        |           |
| 1  | 1 | 5:09.096           | 3:00.548      | 55.451        | 1:13.097        | 116.1  | 5:09.096  | 11   | 1 | 2:23.001          | 37.810        | 42.613   | 1:02.578 | 224.5  | 38:35.007 |
| 2  | 1 | 2:39.902           | 45.081        | 48.316        | 1:06.505        | 175.9  | 7:48.998  | 12   | 1 | 2:34.215 <b>B</b> | <b>36.774</b> | 43.264   | 1:14.177 | 223.6  | 41:09.222 |
| 3  | 1 | 2:31.448           | 41.225        | 44.273        | 1:05.950        | 219.5  | 10:20.446 | 13   | 1 | 3:44.260          | 2:01.235      | 42.267   | 1:00.758 | 127.4  | 44:53.482 |
| 4  | 1 | 12:27.961 <b>B</b> | 41.433        | 44.677        | ...             | 201.5  | 22:48.407 |  |   |                   |               |          |          |        |           |
| 5  | 1 | 3:04.492           | 1:07.971      | 48.242        | 1:08.279        | 118.3  | 25:52.899 |  |   |                   |               |          |          |        |           |
| 6  | 1 | 2:32.114           | 41.954        | 45.126        | 1:05.034        | 206.1  | 28:25.013 |  |   |                   |               |          |          |        |           |
| 7  | 1 | 2:33.900           | 42.124        | 45.398        | 1:06.378        | 200.7  | 30:58.913 |  |   |                   |               |          |          |        |           |
| 8  | 1 | 2:34.792           | 42.654        | 47.124        | 1:05.014        | 201.9  | 33:33.705 |  |   |                   |               |          |          |        |           |
| 9  | 1 | 2:31.856           | <b>40.821</b> | 45.343        | 1:05.692        | 221.8  | 36:05.561 |  |   |                   |               |          |          |        |           |
| 10   | 1 | 2:33.930           | 42.235        | 45.941        | 1:05.754        | 205.3  | 38:39.491 |  |   |                   |               |          |          |        |           |
| 11   | 1 | <b>2:29.237</b>    | 40.948        | <b>44.206</b> | 1:04.083        | 212.2  | 41:08.728 |  |   |                   |               |          |          |        |           |
| 12   | 1 | 2:31.049           | 42.201        | 45.270        | <b>1:03.578</b> | 198.5  | 43:39.777 |  |   |                   |               |          |          |        |           |
| <b>84</b> Shelby Cobra 427 1966            |   |                    |               |               |                 |        |           |  |   |                   |               |          |          |        |           |
| 1. Max HUBER                               |   |                    |               |               |                 |        |           | GT1  |   |                   |               |          |          |        |           |
| 1  | 1 | 3:03.640           | 1:02.136      | 53.449        | 1:08.055        | 95.6   | 3:03.640  |  |   |                   |               |          |          |        |           |
| 2  | 1 | 2:30.581           | 42.228        | 44.037        | 1:04.316        | 181.5  | 5:34.221  |  |   |                   |               |          |          |        |           |
| 3  | 1 | 2:28.835           | 40.460        | 44.396        | 1:03.979        | 194.9  | 8:03.056  |  |   |                   |               |          |          |        |           |
| 4  | 1 | 2:29.731           | 41.917        | 44.275        | 1:03.539        | 201.9  | 10:32.787 |  |   |                   |               |          |          |        |           |
| 5  | 1 | 3:18.556 <b>B</b>  | <b>40.157</b> | 45.938        | 1:52.461        | 211.8  | 13:51.343 |  |   |                   |               |          |          |        |           |
| 6  | 1 | 11:05.246          | 8:59.869      | 54.601        | 1:10.776        | 119.9  | 24:56.589 |  |   |                   |               |          |          |        |           |
| 7  | 1 | 2:49.382           | 40.337        | 1:00.544      | 1:08.501        | 198.9  | 27:45.971 |  |   |                   |               |          |          |        |           |
| 8  | 1 | 2:30.647           | 41.941        | 45.404        | 1:03.302        | 201.1  | 30:16.618 |  |   |                   |               |          |          |        |           |
| 9  | 1 | <b>2:26.103</b>    | 40.274        | <b>43.091</b> | <b>1:02.738</b> | 207.3  | 32:42.721 |  |   |                   |               |          |          |        |           |
| 10   | 1 | 2:58.938 <b>B</b>  | 48.112        | 48.367        | 1:22.459        | 231.8  | 35:41.659 |  |   |                   |               |          |          |        |           |
| <b>89</b> McLaren M6B 1968                 |   |                    |               |               |                 |        |           |  |   |                   |               |          |          |        |           |
| 1. Max BANKS                               |   |                    |               |               |                 |        |           | P+2L   |   |                   |               |          |          |        |           |
| 2. Andrew BANKS                            |   |                    |               |               |                 |        |           |  |   |                   |               |          |          |        |           |
| 1  | 2 | 2:29.339           | 47.975        | 42.335        | 59.029          | 122.4  | 2:29.339  |  |   |                   |               |          |          |        |           |
| 2  | 2 | 2:24.578           | 41.031        | 44.130        | 59.417          | 194.9  | 4:53.917  |  |   |                   |               |          |          |        |           |
| 3  | 2 | 2:16.371           | 37.848        | 40.242        | 58.281          | 240.0  | 7:10.288  |  |   |                   |               |          |          |        |           |
| 4  | 2 | 2:15.653           | 37.162        | 40.302        | 58.189          | 249.4  | 9:25.941  |  |   |                   |               |          |          |        |           |
| 5  | 2 | 2:28.652           | 39.547        | 43.495        | 1:05.610        | 215.6  | 11:54.593 |  |   |                   |               |          |          |        |           |
| 6  | 2 | 8:57.201 <b>B</b>  | 54.948        | 1:02.256      | 6:59.997        | 105.4  | 20:51.794 |  |   |                   |               |          |          |        |           |
| 7  | 1 | 3:34.946           | 1:53.247      | 43.090        | 58.609          | 137.4  | 24:26.740 |  |   |                   |               |          |          |        |           |
| 8  | 1 | 2:16.052           | 36.996        | 40.604        | 58.452          | 257.1  | 26:42.792 |  |   |                   |               |          |          |        |           |
| 9  | 1 | 2:17.774           | 37.195        | 41.740        | 58.839          | 246.6  | 29:00.566 |  |   |                   |               |          |          |        |           |
| 10   | 1 | 2:16.414           | 37.475        | 41.271        | 57.668          | 247.1  | 31:16.980 |  |   |                   |               |          |          |        |           |
| 11   | 1 | <b>2:14.267</b>    | <b>36.910</b> | <b>40.024</b> | <b>57.333</b>   | 249.4  | 33:31.247 |  |   |                   |               |          |          |        |           |
| <b>100</b> Chevron B19 1971                |   |                    |               |               |                 |        |           |  |   |                   |               |          |          |        |           |
| 1. Charlie HYETT                           |   |                    |               |               |                 |        |           | P-2L   |   |                   |               |          |          |        |           |
| 1  | 1 | 4:40.341           | 2:51.286      | 45.124        | 1:03.931        | 124.3  | 4:40.341  |  |   |                   |               |          |          |        |           |
| 2  | 1 | 2:27.286           | 40.240        | 42.811        | 1:04.235        | 212.2  | 7:07.627  |  |   |                   |               |          |          |        |           |
| 3  | 1 | 2:16.820           | 37.392        | 41.927        | 57.501          | 222.7  | 9:24.447  |  |   |                   |               |          |          |        |           |
| 4  | 1 | 2:37.315 <b>B</b>  | 38.471        | 42.505        | 1:16.339        | 220.4  | 12:01.762 |  |   |                   |               |          |          |        |           |
| 5  | 1 | 12:21.542          | ...           | 44.103        | 1:00.602        | 130.3  | 24:23.304 |  |   |                   |               |          |          |        |           |
| 6  | 1 | 2:24.259           | 36.974        | 41.347        | 1:05.938        | 223.6  | 26:47.563 |  |   |                   |               |          |          |        |           |
| 7  | 1 | 2:22.071           | 37.626        | 42.494        | 1:01.951        | 226.9  | 29:09.634 |  |   |                   |               |          |          |        |           |
| 8  | 1 | 2:17.783           | 37.140        | 41.764        | 58.879          | 224.5  | 31:27.417 |  |   |                   |               |          |          |        |           |
| 9  | 1 | <b>2:15.387</b>    | 36.829        | <b>41.308</b> | <b>57.250</b>   | 226.4  | 33:42.804 |  |   |                   |               |          |          |        |           |
| 10   | 1 | 2:29.202           | 37.102        | 42.441        | 1:09.659        | 228.3  | 36:12.006 |  |   |                   |               |          |          |        |           |
| <b>110</b> Sabre D4 1971                   |   |                    |               |               |                 |        |           | P+2L   |   |                   |               |          |          |        |           |
| 1. Franco PEDRAZZI                         |   |                    |               |               |                 |        |           |  |   |                   |               |          |          |        |           |
| 1  | 1 | 3:50.600           | 2:03.825      | 43.834        | 1:02.941        | 120.3  | 3:50.600  |  |   |                   |               |          |          |        |           |
| 2  | 1 | 2:25.710           | 41.412        | 43.157        | 1:01.141        | 206.9  | 6:16.310  |  |   |                   |               |          |          |        |           |
| 3  | 1 | 2:23.565           | 40.103        | 42.068        | 1:01.394        | 218.6  | 8:39.875  |  |   |                   |               |          |          |        |           |
| 4  | 1 | 2:23.683           | <b>39.196</b> | 42.444        | 1:02.043        | 228.8  | 11:03.558 |  |   |                   |               |          |          |        |           |
| 5  | 1 | 3:16.163 <b>B</b>  | 40.780        | 52.895        | 1:42.488        | 209.3  | 14:19.721 |  |   |                   |               |          |          |        |           |
| 6  | 1 | 9:38.717           | 7:53.159      | 44.989        | 1:00.569        | 111.8  | 23:58.438 |  |   |                   |               |          |          |        |           |
| 7  | 1 | 2:24.779           | 39.961        | 43.416        | 1:01.402        | 231.8  | 26:23.217 |  |   |                   |               |          |          |        |           |
| 8  | 1 | <b>2:21.755</b>    | 39.264        | 42.603        | <b>59.888</b>   | 231.3  | 28:44.972 |  |   |                   |               |          |          |        |           |
| 9  | 1 | 2:22.871           | 39.660        | 42.248        | 1:00.963        | 217.7  | 31:07.843 |  |   |                   |               |          |          |        |           |
| 10   | 1 | 2:23.394           | 40.111        | <b>42.013</b> | 1:01.270        | 226.4  | 33:31.237 |  |   |                   |               |          |          |        |           |
| 11   | 1 | 2:22.476           | 39.242        | 42.672        | 1:00.562        | 229.8  | 35:53.713 |  |   |                   |               |          |          |        |           |
| 12   | 1 | 2:23.114           | 39.385        | 43.006        | 1:00.723        | 227.4  | 38:16.827 |  |   |                   |               |          |          |        |           |
| 13   | 1 | 2:26.086           | 40.290        | 43.505        | 1:02.291        | 216.4  | 40:42.913 |  |   |                   |               |          |          |        |           |
| 14   | 1 | 2:24.192           | 39.626        | 42.978        | 1:01.588        | 227.8  | 43:07.105 |  |   |                   |               |          |          |        |           |
| 15   | 1 | 2:56.008 <b>B</b>  | 40.388        | 43.988        | 1:31.632        | 214.7  | 46:03.113 |  |   |                   |               |          |          |        |           |
| <b>113</b> Ford GT40 Mk II (C) 1966        |   |                    |               |               |                 |        |           |  |   |                   |               |          |          |        |           |
| 1. Luco SANCHEZ                            |   |                    |               |               |                 |        |           | GT1  |   |                   |               |          |          |        |           |
| 2. Michael FUNKE                           |   |                    |               |               |                 |        |           |  |   |                   |               |          |          |        |           |
| 1  | 2 | 4:40.432           | 2:50.623      | 45.200        | 1:04.609        | 107.8  | 4:40.432  |  |   |                   |               |          |          |        |           |
| 2  | 2 | 2:22.121           | 39.406        | 42.254        | 1:00.461        | 201.5  | 7:02.553  |  |   |                   |               |          |          |        |           |
| 3  | 2 | <b>2:20.866</b>    | <b>38.718</b> | <b>41.706</b> | <b>1:00.442</b> | 222.7  | 9:23.419  |  |   |                   |               |          |          |        |           |
| 4  | 2 | 2:21.689           | 38.867        | 42.199        | 1:00.623        | 220.9  | 11:45.108 |  |   |                   |               |          |          |        |           |
| 5  | 2 | 10:41.247 <b>B</b> | 56.276        | 1:00.520      | 8:44.451        | 111.2  | 22:26.355 |  |   |                   |               |          |          |        |           |
| 6  | 1 | 2:59.641           | 1:08.471      | 46.757        | 1:04.413        | 112.0  | 25:25.996 |  |   |                   |               |          |          |        |           |
| 7  | 1 | 2:30.019           | 42.109        | 44.852        | 1:03.058        | 201.9  | 27:56.015 |  |   |                   |               |          |          |        |           |
| 8  | 1 | 2:30.772           | 42.069        | 44.883        | 1:03.820        | 190.5  | 30:26.787 |  |   |                   |               |          |          |        |           |
| 9  | 1 | 2:32.651           | 41.470        | 46.657        | 1:04.524        | 204.5  | 32:59.438 |  |   |                   |               |          |          |        |           |
| 10   | 1 | 2:29.258           | 40.611        | 44.253        | 1:04.394        | 219.1  | 35:28.696 |  |   |                   |               |          |          |        |           |
| 11   | 1 | 2:31.006           | 40.561        | 43.770        | 1:06.675        | 216.0  | 37:59.702 |  |   |                   |               |          |          |        |           |
| 12   | 1 | 2:29.566           | 41.284        | 43.757        | 1:04.525        | 213.9  | 40:29.268 |  |   |                   |               |          |          |        |           |
| 13   | 1 | 2:29.820           | 40.925        | 44.027        | 1:04.868        | 211.8  | 42:59.088 |  |   |                   |               |          |          |        |           |
| 14   | 1 | 2:52.363 <b>B</b>  | 40.878        | 43.994        | 1:27.491        | 217.7  | 45:51.451 |  |   |                   |               |          |          |        |           |
| <b>119</b> Ferrari 312 P 1969              |   |                    |               |               |                 |        |           | P+2L   |   |                   |               |          |          |        |           |
| 1. Remo LIPS                               |   |                    |               |               |                 |        |           |  |   |                   |               |          |          |        |           |
| 1  | 1 | 2:44.688           | 58.854        | 44.723        | 1:01.111        | 114.4  | 2:44.688  |  |   |                   |               |          |          |        |           |
| 2  | 1 | 2:34.923           | 40.554        | 45.393        | 1:08.976        | 230.8  | 5:19.611  |  |   |                   |               |          |          |        |           |
| 3  | 1 | 2:39.279 <b>B</b>  | 37.937        | 41.303        | 1:20.039        | 236.8  | 7:58.890  |  |   |                   |               |          |          |        |           |
| 4  | 1 | 17:19.943          | ...           | 46.797        | 1:01.549        | 110.2  | 25:18.833 |  |   |                   |               |          |          |        |           |
| 5  | 1 | 2:16.368           | 37.816        | 40.765        | 57.787          | 241.1  | 27:35.201 |  |   |                   |               |          |          |        |           |
| 6  | 1 | 2:15.795           | 37.423        | 40.659        | 57.713          | 243.2  | 29:50.996 |  |   |                   |               |          |          |        |           |
| 7  | 1 | 2:42.426 <b>B</b>  | 46.462        | 48.027        | 1:07.937        | 213.0  | 32:33.422 |  |   |                   |               |          |          |        |           |
| 8  | 1 | 2:52.097           | 1:02.573      | 46.620        | 1:02.904        | 138.6  | 35:25.519 |  |   |                   |               |          |          |        |           |
| 9  | 1 | 2:19.017           | 37.556        | 40.649        | 1:00.812        | 251.2  | 37:44.536 |  |   |                   |               |          |          |        |           |
| 10   | 1 | 2:16.039           | 37.979        | <b>40.201</b> | 57.859          | 242.2  | 40:00.575 |  |   |                   |               |          |          |        |           |
| 11   | 1 | 2:14.870           | <b>37.113</b> | 40.512        | <b>57.245</b>   | 244.3  | 42:15.445 |  |   |                   |               |          |          |        |           |
| 12   | 1 | 2:34.912 <b>B</b>  | 41.393        | 45.398        | 1:08.121        | 200.7  | 44:50.357 |  |   |                   |               |          |          |        |           |
| <b>121</b> Chevrolet Corvette C3 ZL-1 1969 |   |                    |               |               |                 |        |           | GT1  |   |                   |               |          |          |        |           |
| 1. Christian DELON                         |   |                    |               |               |                 |        |           |  |   |                   |               |          |          |        |           |
| 2. Georges DEBRECZENY                      |   |                    |               |               |                 |        |           |  |   |                   |               |          |          |        |           |
| 1  | 2 | 6:15.367           | 3:53.010      | 1:00.275      | 1:22.082        | 86.1   | 6:15.367  |  |   |                   |               |          |          |        |           |





**CLASSIC ENDURANCE RACING 1**  
**DIX MILLE TOURS**  
**QUALIFYING**

**Sector Analysis**

| Lap | D | Time       | Sector 1 | Sector 2 | Sector 3 | T. Spd | Elapsed   | Lap | D | Time       | Sector 1 | Sector 2 | Sector 3 | T. Spd | Elapsed   |
|-----|---|------------|----------|----------|----------|--------|-----------|-----|---|------------|----------|----------|----------|--------|-----------|
| 2   | 2 | 3:01.682   | 49.306   | 54.054   | 1:18.322 | 181.8  | 9:17.049  | 2   | 1 | 2:35.979   | 43.692   | 45.753   | 1:06.534 | 209.3  | 7:14.141  |
| 3   | 2 | 3:40.771 B | 50.582   | 1:01.246 | 1:48.943 | 185.6  | 12:57.820 | 3   | 1 | 2:29.056   | 41.205   | 44.584   | 1:03.267 | 208.1  | 9:43.197  |
| 4   | 1 | 12:50.140  | ...      | 51.703   | 1:14.123 | 108.9  | 25:47.960 | 4   | 1 | 2:56.179 B | 40.957   | 45.085   | 1:30.137 | 212.2  | 12:39.376 |
| 5   | 1 | 2:55.975   | 46.942   | 53.661   | 1:15.372 | 205.7  | 28:43.935 | 5   | 2 | 11:57.418  | 9:58.823 | 49.725   | 1:08.870 | 117.5  | 24:36.794 |
| 6   | 1 | 2:57.065   | 46.778   | 51.922   | 1:18.365 | 189.1  | 31:41.000 | 6   | 2 | 2:27.595   | 40.438   | 44.384   | 1:02.773 | 213.9  | 27:04.389 |
| 7   | 1 | 2:50.827   | 46.290   | 50.202   | 1:14.335 | 197.1  | 34:31.827 | 7   | 2 | 2:26.318   | 39.884   | 44.003   | 1:02.431 | 214.7  | 29:30.707 |
| 8   | 1 | 3:10.721 B | 48.046   | 53.932   | 1:28.743 | 207.7  | 37:42.548 | 8   | 2 | 2:29.227   | 40.557   | 44.246   | 1:04.424 | 216.0  | 31:59.934 |
| 9   | 2 | 3:24.065   | 1:18.964 | 51.671   | 1:13.430 | 114.9  | 41:06.613 | 9   | 2 | 2:35.928   | 43.100   | 47.652   | 1:05.176 | 208.9  | 34:35.862 |
| 10  | 2 | 2:49.317   | 47.800   | 49.506   | 1:12.011 | 196.7  | 43:55.930 | 10  | 2 | 2:32.406   | 40.542   | 45.047   | 1:06.817 | 214.7  | 37:08.268 |
|     |   |            |          |          |          |        |           | 11  | 2 | 2:26.151   | 40.124   | 43.944   | 1:02.083 | 215.1  | 39:34.419 |
|     |   |            |          |          |          |        |           | 12  | 2 | 2:30.322   | 39.816   | 45.138   | 1:05.368 | 210.5  | 42:04.741 |
|     |   |            |          |          |          |        |           | 13  | 2 | 2:29.440   | 40.055   | 45.517   | 1:03.868 | 212.6  | 44:34.181 |

**124** Lola T70 Mk.3B (C) 1968  
1. Emile BREITMAYER P+2L

|   |   |            |          |        |          |       |           |
|---|---|------------|----------|--------|----------|-------|-----------|
| 1 | 1 | 23:28.861  | ...      | 41.605 | 58.160   | 128.0 | 23:28.861 |
| 2 | 1 | 2:14.632   | 36.863   | 40.068 | 57.701   | 247.1 | 25:43.493 |
| 3 | 1 | 2:35.632 B | 36.701   | 40.868 | 1:18.063 | 248.8 | 28:19.125 |
| 4 | 1 | 6:46.000   | 5:03.645 | 41.611 | 1:00.744 | 127.2 | 35:05.125 |
| 5 | 1 | 2:22.131   | 38.248   | 42.374 | 1:01.509 | 248.3 | 37:27.256 |
| 6 | 1 | 2:18.401   | 36.928   | 41.622 | 59.851   | 248.3 | 39:45.657 |
| 7 | 1 | 2:16.839   | 36.459   | 40.269 | 1:00.111 | 246.6 | 42:02.496 |
| 8 | 1 | 2:14.260   | 36.669   | 39.762 | 57.829   | 248.8 | 44:16.756 |
| 9 | 1 | 3:13.971 B | 39.418   | 56.371 | 1:38.182 | 249.4 | 47:30.727 |

**163** Porsche 911 Carrera RSR 2.8 1973  
1. Didier DENAT GT1

|    |   |             |          |        |          |       |           |
|----|---|-------------|----------|--------|----------|-------|-----------|
| 1  | 1 | 2:48.415    | 57.340   | 46.104 | 1:04.971 | 97.3  | 2:48.415  |
| 2  | 1 | 2:33.969    | 41.179   | 47.113 | 1:05.677 | 216.4 | 5:22.384  |
| 3  | 1 | 2:31.572    | 40.941   | 46.412 | 1:04.219 | 217.7 | 7:53.956  |
| 4  | 1 | 2:30.692    | 41.258   | 45.659 | 1:03.775 | 215.6 | 10:24.648 |
| 5  | 1 | 11:58.918 B | 42.420   | 47.296 | ...      | 216.0 | 22:23.566 |
| 6  | 1 | 3:00.668    | 1:09.091 | 46.870 | 1:04.707 | 116.9 | 25:24.234 |
| 7  | 1 | 2:31.260    | 41.514   | 45.549 | 1:04.197 | 213.4 | 27:55.494 |
| 8  | 1 | 2:33.904    | 42.846   | 46.329 | 1:04.729 | 192.5 | 30:29.398 |
| 9  | 1 | 2:32.308    | 42.165   | 45.390 | 1:04.753 | 213.4 | 33:01.706 |
| 10 | 1 | 2:30.316    | 40.981   | 45.003 | 1:04.332 | 216.9 | 35:32.022 |
| 11 | 1 | 2:31.515    | 41.249   | 45.452 | 1:04.814 | 214.7 | 38:03.537 |
| 12 | 1 | 5:43.054 B  | 41.858   | 46.283 | 4:14.913 | 212.6 | 43:46.591 |

**170** Lola T70 Mk.3B (C) 1969  
1. Ross HYETT P+2L

|    |   |            |          |        |          |       |           |
|----|---|------------|----------|--------|----------|-------|-----------|
| 1  | 1 | 5:01.886   | 3:08.846 | 49.418 | 1:03.622 | 93.1  | 5:01.886  |
| 2  | 1 | 2:32.234   | 41.875   | 46.429 | 1:03.930 | 225.0 | 7:34.120  |
| 3  | 1 | 2:19.639   | 37.712   | 41.946 | 59.981   | 240.0 | 9:53.759  |
| 4  | 1 | 2:52.291 B | 39.045   | 41.821 | 1:31.425 | 227.8 | 12:46.050 |
| 5  | 1 | 4:18.451 B | ...      | ...    | ...      | ...   | 17:04.501 |
| 6  | 1 | 7:18.138   | 5:32.546 | 44.875 | 1:00.717 | 133.5 | 24:22.639 |
| 7  | 1 | 2:22.709   | 39.722   | 42.696 | 1:00.291 | 205.3 | 26:45.348 |
| 8  | 1 | 2:18.329   | 37.822   | 41.865 | 58.642   | 236.8 | 29:03.677 |
| 9  | 1 | 2:20.532   | 39.012   | 42.095 | 59.425   | 232.8 | 31:24.209 |
| 10 | 1 | 2:18.030   | 37.284   | 42.430 | 58.316   | 243.2 | 33:42.239 |
| 11 | 1 | 2:40.031 B | 39.585   | 42.506 | 1:17.940 | 188.2 | 36:22.270 |
| 12 | 1 | 3:55.721   | 2:12.250 | 43.053 | 1:00.418 | 125.6 | 40:17.991 |
| 13 | 1 | 2:19.217   | 38.223   | 41.361 | 59.633   | 242.7 | 42:37.208 |
| 14 | 1 | 2:19.737   | 38.604   | 42.222 | 58.911   | 231.8 | 44:56.945 |

**173** Porsche 911 Carrera RSR 3.0 1974  
1. Romain JOFFROY  
2. Arthur MATHIEU GT1

|   |   |          |          |        |          |       |          |
|---|---|----------|----------|--------|----------|-------|----------|
| 1 | 1 | 4:38.162 | 2:41.788 | 49.821 | 1:06.553 | 118.6 | 4:38.162 |
|---|---|----------|----------|--------|----------|-------|----------|

**180** Porsche 911 Carrera RSR 3.0 1974  
1. Richard HYWEL EVANS  
2. Andrew SMITH GT1

|    |   |            |          |        |          |       |           |
|----|---|------------|----------|--------|----------|-------|-----------|
| 1  | 2 | 3:21.173   | 1:26.227 | 48.541 | 1:06.405 | 109.5 | 3:21.173  |
| 2  | 2 | 2:33.770   | 41.806   | 47.223 | 1:04.741 | 200.4 | 5:54.943  |
| 3  | 2 | 2:32.811   | 41.379   | 46.230 | 1:05.202 | 206.1 | 8:27.754  |
| 4  | 2 | 2:33.947   | 41.452   | 46.427 | 1:06.068 | 203.4 | 11:01.701 |
| 5  | 2 | 3:29.721 B | 43.461   | 58.074 | 1:48.186 | 202.6 | 14:31.422 |
| 6  | 1 | 9:36.610   | 7:38.342 | 48.263 | 1:10.005 | 97.5  | 24:08.032 |
| 7  | 1 | 2:39.862   | 43.261   | 47.898 | 1:08.703 | 205.3 | 26:47.894 |
| 8  | 1 | 2:41.441   | 44.845   | 48.352 | 1:08.244 | 198.5 | 29:29.335 |
| 9  | 1 | 2:42.403   | 44.006   | 49.168 | 1:09.229 | 203.4 | 32:11.738 |
| 10 | 1 | 2:42.006   | 44.580   | 47.815 | 1:09.611 | 196.0 | 34:53.744 |
| 11 | 1 | 2:40.686   | 44.522   | 47.809 | 1:08.355 | 200.7 | 37:34.430 |
| 12 | 1 | 2:40.133   | 43.787   | 48.514 | 1:07.832 | 204.2 | 40:14.563 |
| 13 | 1 | 3:07.606 B | 45.232   | 53.864 | 1:28.510 | 191.5 | 43:22.169 |

**199** Chevron B19 1971  
1. Steve BROOKS  
2. Jamie CONSTABLE P-2L

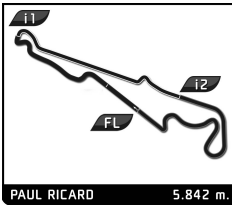
|    |   |            |          |          |          |       |           |
|----|---|------------|----------|----------|----------|-------|-----------|
| 1  | 1 | 3:42.882 B | 1:36.888 | 46.672   | 1:19.322 | 97.7  | 3:42.882  |
| 2  | 1 | 2:48.079   | 1:00.858 | 44.715   | 1:02.506 | 124.6 | 6:30.961  |
| 3  | 1 | 2:23.411   | 39.064   | 43.325   | 1:01.022 | 227.8 | 8:54.372  |
| 4  | 1 | 2:26.714   | 40.585   | 43.408   | 1:02.721 | 228.3 | 11:21.086 |
| 5  | 1 | 3:44.913 B | 45.186   | 1:01.739 | 1:57.988 | 225.9 | 15:05.999 |
| 6  | 1 | 8:46.206   | 6:58.554 | 44.067   | 1:03.585 | 104.7 | 23:52.205 |
| 7  | 1 | 2:23.110   | 39.260   | 43.834   | 1:00.016 | 230.8 | 26:15.315 |
| 8  | 1 | 2:22.387   | 39.034   | 42.955   | 1:00.398 | 230.3 | 28:37.702 |
| 9  | 1 | 2:21.804   | 38.797   | 42.157   | 1:00.850 | 230.8 | 30:59.506 |
| 10 | 1 | 4:21.408 B | 42.631   | 44.888   | 2:53.889 | 198.2 | 35:20.914 |
| 11 | 2 | 2:54.052   | 1:07.835 | 42.182   | 1:04.035 | 112.1 | 38:14.966 |
| 12 | 2 | 2:21.242   | 38.571   | 43.113   | 59.558   | 225.9 | 40:36.208 |
| 13 | 2 | 2:21.333   | 38.200   | 42.508   | 1:00.625 | 229.3 | 42:57.541 |
| 14 | 2 | 2:19.107   | 38.326   | 41.270   | 59.511   | 232.8 | 45:16.648 |

**690** Chevron B8 1969  
1. Roger WHITESIDE P-2L

|   |   |            |          |          |          |       |           |
|---|---|------------|----------|----------|----------|-------|-----------|
| 1 | 1 | 3:28.407   | 1:24.501 | 51.740   | 1:12.166 | 96.6  | 3:28.407  |
| 2 | 1 | 2:47.556   | 44.973   | 51.979   | 1:10.604 | 201.5 | 6:15.963  |
| 3 | 1 | 2:48.122   | 48.876   | 49.237   | 1:10.009 | 183.7 | 9:04.085  |
| 4 | 1 | 2:44.412   | 44.167   | 51.419   | 1:08.826 | 201.1 | 11:48.497 |
| 5 | 1 | 4:04.357 B | 56.714   | 1:02.240 | 2:05.403 | 110.9 | 15:52.854 |
| 6 | 1 | 8:12.711   | 6:15.385 | 48.454   | 1:08.872 | 103.1 | 24:05.565 |
| 7 | 1 | 2:37.553   | 43.059   | 47.505   | 1:06.989 | 204.9 | 26:43.118 |
| 8 | 1 | 2:39.373   | 44.857   | 47.382   | 1:07.134 | 206.9 | 29:22.491 |
| 9 | 1 | 2:36.520   | 42.657   | 47.377   | 1:06.486 | 206.5 | 31:59.011 |







# CLASSIC ENDURANCE RACING 1

## DIX MILLE TOURS

### QUALIFYING

### Sector Analysis

■ Personal Best   
 ■ Session Best   
 **B** Crossing the finish line in pit lane

| Lap | D | Time            | Sector 1      | Sector 2      | Sector 3        | T. Spd | Elapsed   | Lap | D | Time | Sector 1 | Sector 2 | Sector 3 | T. Spd | Elapsed |
|-----|---|-----------------|---------------|---------------|-----------------|--------|-----------|-----|---|------|----------|----------|----------|--------|---------|
| 10  | 1 | 2:40.020        | 45.399        | 47.574        | 1:07.047        | 197.1  | 34:39.031 |     |   |      |          |          |          |        |         |
| 11  | 1 | 2:37.732        | 42.737        | 48.329        | 1:06.666        | 208.5  | 37:16.763 |     |   |      |          |          |          |        |         |
| 12  | 1 | 2:36.556        | 42.253        | 47.030        | 1:07.273        | 206.1  | 39:53.319 |     |   |      |          |          |          |        |         |
| 13  | 1 | <b>2:33.987</b> | 42.478        | <b>45.940</b> | <b>1:05.569</b> | 206.9  | 42:27.306 |     |   |      |          |          |          |        |         |
| 14  | 1 | 2:33.108        | <b>41.681</b> | 46.643        | 1:04.784        | 208.1  | 45:00.414 |     |   |      |          |          |          |        |         |

|     |                                  |   |  |
|-----|----------------------------------|---|--|
| 911 | Porsche 911 Carrera RSR 2.8 1973 |   |  |
|     | 1. Alain GADAL                   |   | GT1  |
|     | 1                                | 3:16.312                                      | 1:16.204 50.561 <b>1:09.547</b> 117.9 3:16.312 |
|     | 2                                | <b>2:45.634</b>                               | <b>43.974</b> 51.893 1:09.767 202.6 6:01.946   |
| 3   | 4:12.179 <b>B</b>                | 44.716 <b>50.454</b> 2:37.009 203.8 10:14.125 |  |