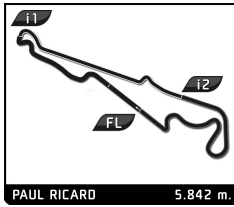


2.0L CUP DIX MILLE TOURS PRIVATE PRACTICE

Sector Analysis

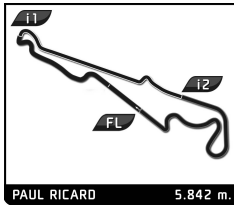
							■ Personal Best ■ Session Best ■ Crossing the finish line in pit lane								
Lap	D	Time	Sector 1	Sector 2	Sector 3	T. Spd	Elapsed	Lap	D	Time	Sector 1	Sector 2	Sector 3	T. Spd	Elapsed
5 Porsche 911 2.0L 1. Dirk PETERS GTL															
1	1	3:29.835	1:12.081	58.824	1:18.930	92.4	3:29.835	6	2	2:47.778	45.642	50.678	1:11.458	184.6	17:15.069
2	1	3:03.443	50.950	54.420	1:18.073	171.2	6:33.278	7	2	4:50.277 B	45.369	50.438	3:14.470	184.3	22:05.346
3	1	3:03.761	49.735	54.902	1:19.124	166.2	9:37.039	8	1	3:17.673	1:10.765	52.991	1:13.917	101.9	25:23.019
4	1	3:02.583	49.382	53.562	1:19.639	177.3	12:39.622	9	1	2:51.085	46.772	51.238	1:13.075	180.9	28:14.104
5	1	2:59.838	49.271	54.025	1:16.542	175.3	15:39.460	10	1	2:53.081	47.327	53.301	1:12.453	180.3	31:07.185
6	1	2:59.953	49.253	53.808	1:16.892	173.6	18:39.413	11	1	2:50.524	46.683	50.768	1:13.073	182.4	33:57.709
7	1	2:57.766	49.023	53.892	1:14.851	176.5	21:37.179	12	1	2:50.557	46.720	50.993	1:12.844	184.9	36:48.266
8	1	3:07.421	48.887	52.705	1:25.829	179.7	24:44.600	13	1	2:50.394	46.647	51.397	1:12.350	182.1	39:38.660
9	1	2:58.833	49.167	53.342	1:16.324	169.3	27:43.433								
10	1	2:57.451	48.801	52.977	1:15.673	178.2	30:40.884								
11	1	2:57.321	48.623	53.013	1:15.685	177.0	33:38.205								
12	1	2:57.243	48.601	52.768	1:15.874	179.7	36:35.448								
13	1	3:34.538 B	49.026	1:04.907	1:40.605	176.5	40:09.986								
10 Porsche 911 2.0L 1. Juan Pablo ORJUELA 2. Nelson CALLE GTL															
1	2	2:57.566	54.200	51.695	1:11.671	96.8	2:57.566								
2	2	2:48.161	45.997	51.033	1:11.131	180.6	5:45.727								
3	2	2:48.214	45.791	51.353	1:11.070	182.7	8:33.941								
4	2	2:48.502	46.298	50.649	1:11.555	183.1	11:22.443								
5	2	2:48.476	46.042	51.279	1:11.155	182.1	14:10.919								
6	2	2:47.677	45.893	50.504	1:11.280	183.1	16:58.596								
7	2	2:53.664 B	46.464	50.720	1:16.480	176.5	19:52.260								
8	1	4:34.230	2:31.594	50.743	1:11.893	109.4	24:26.490								
9	1	2:48.755	45.751	50.837	1:12.167	185.2	27:15.245								
10	1	2:50.922	46.438	52.725	1:11.759	183.4	30:06.167								
11	1	2:52.132 B	45.808	50.466	1:15.858	184.3	32:58.299								
12	1	5:39.840	3:38.502	50.396	1:10.942	108.3	38:38.139								
13	1	2:47.971	45.156	50.417	1:12.398	184.3	41:26.110								
11 Porsche 911 2.0L 1. Evgeny KIRIEV 2. Ramzan ORUSBAEV GTL-ELI															
1	2	3:16.150	1:11.593	50.713	1:13.844	95.9	3:16.150								
2	2	2:44.062	44.512	49.706	1:09.844	187.2	6:00.212								
3	2	2:48.278	45.014	49.401	1:13.863	188.5	8:48.490								
4	2	2:43.222	44.276	49.247	1:09.699	188.8	11:31.712								
5	2	2:50.932 B	44.400	49.272	1:17.260	187.8	14:22.644								
6	1	4:31.025	2:25.755	51.171	1:14.099	103.3	18:53.669								
7	1	2:49.808	46.048	51.333	1:12.427	182.1	21:43.477								
8	1	2:49.437	46.796	50.481	1:12.160	184.0	24:32.914								
9	1	2:51.546	46.069	53.177	1:12.300	183.7	27:24.460								
10	1	2:48.393	45.935	50.865	1:11.593	186.2	30:12.853								
11	1	2:46.000	45.253	50.273	1:10.474	184.3	32:58.853								
12	1	2:46.485	45.060	50.621	1:10.804	183.1	35:45.338								
13	1	2:46.189	45.022	50.599	1:10.568	182.7	38:31.527								
14	1	2:46.160	45.015	50.276	1:10.869	184.3	41:17.687								
18 Porsche 911 2.0L 1. Patrick PUGIN 2. Charles RUPP GTL															
1	2	3:12.737	1:01.595	56.787	1:14.355	86.2	3:12.737								
2	2	2:49.141	46.665	50.842	1:11.634	174.2	6:01.878								
3	2	2:48.783	45.857	50.720	1:12.206	183.4	8:50.661								
4	2	2:48.834	45.588	51.559	1:11.687	182.7	11:39.495								
5	2	2:47.796	45.610	50.705	1:11.481	184.6	14:27.291								
19 Porsche 911 2.0L 1. Jose Ruben ZANCHETTA 2. José VISIR GTL															
1	2	4:02.039	1:53.520	54.532	1:13.987	90.8	4:02.039								
2	2	2:54.177	48.523	52.350	1:13.304	180.9	6:56.216								
3	2	2:53.031	47.235	51.956	1:13.840	182.7	9:49.247								
4	2	3:09.142 B	46.533	53.532	1:29.077	184.9	12:58.389								
5	2	4:55.479	2:47.587	52.783	1:15.109	86.7	17:53.868								
6	2	2:55.369	47.657	53.089	1:14.623	180.9	20:49.237								
7	2	2:50.000	45.712	50.822	1:13.466	182.1	23:39.237								
8	2	2:52.256	47.587	51.757	1:12.912	183.7	26:31.493								
9	2	2:52.377	47.067	51.497	1:13.813	182.4	29:23.870								
10	2	3:13.029 B	49.924	52.061	1:31.044	182.1	32:36.899								
22 Porsche 911 2.0L 1. Rémi TERRAIL 2. Jürg AEBERHARD GTL-ELI															
1	2	4:26.780	2:24.811	51.164	1:10.805	62.2	4:26.780								
2	2	2:43.264	44.441	49.365	1:09.458	186.2	7:10.044								
3	2	2:42.295	44.068	49.232	1:08.995	188.8	9:52.339								
4	2	2:56.690 B	43.922	52.467	1:20.301	188.5	12:49.029								
5	1	5:55.958	3:51.976	51.545	1:12.437	105.1	18:44.987								
6	1	2:49.150	46.244	51.057	1:11.849	184.9	21:34.137								
7	1	2:48.949	46.267	50.698	1:11.984	185.9	24:23.086								
8	1	2:48.071	45.754	50.732	1:11.585	186.2	27:11.157								
9	1	2:47.698	46.180	50.524	1:10.994	187.2	29:58.855								
10	1	2:47.419	45.367	50.613	1:11.439	186.9	32:46.274								
11	1	2:46.860	45.748	50.053	1:11.059	187.2	35:33.134								
12	1	2:46.712	45.482	49.897	1:11.333	187.5	38:19.846								
13	1	3:07.758 B	48.472	53.923	1:25.363	176.5	41:27.604								
26 Porsche 911 2.0L 1. Axel BERRIER GTL															
1	1	4:33.637	1:41.504	1:15.558	1:36.575	77.6	4:33.637								
2	1	3:50.135	1:06.188	1:09.155	1:34.792	110.9	8:23.772								
3	1	5:39.896 B	59.258	1:07.155	3:33.483	119.5	14:03.668								
4	1	4:00.844	1:21.384	1:05.624	1:33.836	69.2	18:04.512								
5	1	3:32.946	57.434	1:05.264	1:30.248	135.0	21:37.458								
6	1	3:33.135	58.379	1:06.521	1:28.235	128.0	25:10.593								
7	1	3:33.524	58.019	1:06.065	1:29.440	132.0	28:44.117								
8	1	3:31.529	57.583	1:04.275	1:29.671	127.8	32:15.646								
9	1	3:29.247	55.636	1:04.961	1:28.650	133.3	35:44.893								
10	1	3:31.147	56.631	1:06.140	1:28.376	144.6	39:16.040								
27 Porsche 911 2.0L 1. Stephen EDWARDS 2. Matt NEAL GTL-ELI															
1	2	3:59.760	1:52.681	53.778	1:13.301	94.5	3:59.760								
2	2	2:47.605	45.811	50.376	1:11.418	182.7	6:47.365								
3	2	2:47.906	45.598	50.316	1:11.992	181.2	9:35.271								
4	2	2:46.528	45.351	50.112	1:11.065	185.2	12:21.799								



2.0L CUP DIX MILLE TOURS PRIVATE PRACTICE

Sector Analysis

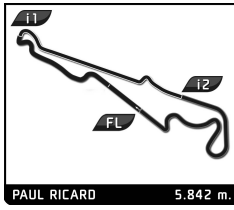
Lap	D	Time	Sector 1	Sector 2	Sector 3	T. Spd	Elapsed	Lap	D	Time	Sector 1	Sector 2	Sector 3	T. Spd	Elapsed
5	2	2:55.410 B	45.237	50.002	1:20.171	182.7	15:17.209								
6	1	5:55.723	3:48.452	53.506	1:13.765	98.2	21:12.932								
7	1	2:50.937	47.305	51.393	1:12.239	185.2	24:03.869								
<div style="display: flex; justify-content: space-between; align-items: center;"> <div style="border: 1px solid black; padding: 5px;"> 29 Porsche 911 2.0L 1. Bernhard VANHAUTER 2. Alex VANHAUTER GTL </div> <div style="text-align: right;"> ■ Personal Best ■ Session Best ■ Crossing the finish line in pit lane </div> </div>															
1	1	3:58.464	1:36.208	59.873	1:22.383	85.2	3:58.464								
2	1	3:10.798	53.357	58.040	1:19.401	158.4	7:09.262								
3	1	3:06.196	51.030	56.493	1:18.673	165.6	10:15.458								
4	1	3:07.626	50.687	56.227	1:20.712	157.7	13:23.084								
5	1	3:21.395 B	50.084	55.121	1:36.190	169.0	16:44.479								
6	2	4:41.927	2:32.853	54.622	1:14.452	103.2	21:26.406								
7	2	2:59.009	48.441	53.858	1:16.710	181.8	24:25.415								
8	2	2:54.498	48.864	51.909	1:13.725	176.5	27:19.913								
9	2	2:50.975	47.190	51.327	1:12.458	183.7	30:10.888								
10	2	2:52.158	46.211	54.332	1:11.615	184.0	33:03.046								
11	2	2:49.339	46.089	51.167	1:12.083	183.7	35:52.385								
12	2	2:51.203	47.461	51.415	1:12.327	182.7	38:43.588								
13	2	2:49.946	46.677	50.949	1:12.320	183.4	41:33.534								
<div style="display: flex; justify-content: space-between; align-items: center;"> <div style="border: 1px solid black; padding: 5px;"> 35 Porsche 911 2.0L 1. Frédéric DI EGIDIO GTL </div> </div>															
1	1	4:02.383	1:53.861	53.719	1:14.803	103.5	4:02.383								
2	1	2:52.483	47.921	51.396	1:13.166	179.4	6:54.866								
3	1	2:50.339	46.866	50.976	1:12.497	184.3	9:45.205								
4	1	2:50.083	46.132	51.053	1:12.898	184.6	12:35.288								
5	1	2:49.130	46.311	50.695	1:12.124	183.4	15:24.418								
6	1	2:49.382	46.137	51.227	1:12.018	183.4	18:13.800								
7	1	5:42.470 B	46.812	50.999	4:04.659	183.1	23:56.270								
8	1	3:05.991	1:03.304	51.083	1:11.604	106.4	27:02.261								
9	1	2:47.688	45.910	50.820	1:10.958	183.4	29:49.949								
10	1	2:47.849	46.037	50.775	1:11.037	184.9	32:37.798								
11	1	2:48.243	45.820	50.938	1:11.485	184.0	35:26.041								
12	1	2:49.082	46.319	50.669	1:12.094	183.7	38:15.123								
13	1	2:47.800	46.029	50.339	1:11.432	183.4	41:02.923								
<div style="display: flex; justify-content: space-between; align-items: center;"> <div style="border: 1px solid black; padding: 5px;"> 42 Porsche 911 2.0L 1. Stephan KOENIG 2. Marc de SIEBENTHAL GTL </div> </div>															
1	2	3:19.777	1:12.779	56.014	1:10.984	81.1	3:19.777								
2	2	2:49.237	45.950	51.917	1:11.370	181.8	6:09.014								
<div style="display: flex; justify-content: space-between; align-items: center;"> <div style="border: 1px solid black; padding: 5px;"> 45 Porsche 911 2.0L 1. Frank LAUDENKLOS 2. Carl-Friedrich KOLB GTL </div> </div>															
1	1	4:13.395	1:54.952	55.709	1:22.734	98.1	4:13.395								
2	1	3:03.439	50.121	54.784	1:18.534	171.2	7:16.834								
3	1	3:02.442	50.037	53.713	1:18.692	176.5	10:19.276								
4	1	3:04.909	50.618	54.018	1:20.273	172.2	13:24.185								
5	1	3:56.165 B	50.306	1:38.584	1:27.275	164.6	17:20.350								
6	2	5:16.925	3:08.254	53.713	1:14.958	96.9	22:37.275								
7	2	2:55.443	46.257	51.836	1:17.350	184.0	25:32.718								
8	2	2:56.254	46.908	53.797	1:15.549	181.8	28:28.972								
9	2	2:51.086	46.105	51.312	1:13.669	184.9	31:20.058								
10	2	2:51.060	45.708	51.030	1:14.322	185.6	34:11.118								
11	2	2:56.526	49.418	51.672	1:15.436	184.3	37:07.644								
12	2	2:53.689	46.980	52.412	1:14.297	177.6	40:01.333								
<div style="display: flex; justify-content: space-between; align-items: center;"> <div style="border: 1px solid black; padding: 5px;"> 53 Porsche 911 2.0L 1. Christian COLL GTL </div> </div>															
1	1	2:57.866	54.712	51.755	1:11.399	97.4	2:57.866								
2	1	2:45.920	44.788	50.101	1:11.031	187.5	5:43.786								
3	1	2:45.003	44.642	49.989	1:10.372	186.5	8:28.789								
4	1	2:46.912	45.414	50.854	1:10.644	188.5	11:15.701								
5	1	2:47.055	45.619	50.471	1:10.965	187.5	14:02.756								
6	1	2:46.536	45.190	50.448	1:10.898	187.5	16:49.292								
7	1	2:46.141	45.097	49.954	1:11.090	188.2	19:35.433								
8	1	2:59.246 B	45.138	50.452	1:23.656	186.5	22:34.679								
9	1	5:34.227	3:31.563	51.466	1:11.198	105.0	28:08.906								
10	1	2:47.561	45.152	51.222	1:11.187	186.2	30:56.467								
11	1	2:46.193	44.826	50.095	1:11.272	186.2	33:42.660								
12	1	2:46.262	44.742	50.056	1:11.464	188.5	36:28.922								
13	1	2:45.708	45.099	49.845	1:10.764	186.9	39:14.630								
14	1	3:10.250 B	48.769	53.262	1:28.219	156.5	42:24.880								
<div style="display: flex; justify-content: space-between; align-items: center;"> <div style="border: 1px solid black; padding: 5px;"> 60 Porsche 911 2.0L 1. Kyle TILLEY 2. Oliver BRYANT ELI </div> </div>															
1	1	2:56.074	52.680	52.330	1:11.064	83.7	2:56.074								
2	1	2:45.467	44.988	50.107	1:10.372	183.4	5:41.541								
3	1	2:45.239	45.529	49.819	1:09.891	184.9	8:26.780								
4	1	6:05.257 B	45.883	49.942	4:29.432	175.3	14:32.037								
5	1	3:16.893	1:11.681	52.687	1:12.525	90.8	17:48.930								
6	1	2:45.718	45.351	49.943	1:10.424	183.7	20:34.648								
7	1	2:47.147	45.932	50.078	1:11.137	184.0	23:21.795								
8	1	4:33.982 B	45.435	50.140	2:58.407	184.6	27:55.777								
9	2	3:07.624	1:05.740	51.856	1:10.028	103.5	31:03.401								
10	2	2:44.308	44.420	50.163	1:09.725	183.7	33:47.709								
11	2	2:43.596	44.181	49.744	1:09.671	184.6	36:31.305								
12	2	2:43.615	44.273	49.879	1:09.463	184.9	39:14.920								
13	2	2:43.164	44.106	49.788	1:09.270	187.2	41:58.084								
<div style="display: flex; justify-content: space-between; align-items: center;"> <div style="border: 1px solid black; padding: 5px;"> 63 Porsche 911 2.0L 1. Franck DECHAME GTL </div> </div>															
1	1	3:35.454	1:15.371	59.703	1:20.380	95.1	3:35.454								
2	1	3:07.828	49.716	54.115	1:23.997	163.1	6:43.282								
3	1	4:49.341 B	50.631	56.958	3:01.752	162.9	11:32.623								
4	1	3:19.852	1:07.237	54.452	1:18.163	98.4	14:52.475								
5	1	2:59.868	48.544	53.110	1:18.214	173.6	17:52.343								
6	1	2:57.632	48.045	52.970	1:16.617	172.2	20:49.975								
7	1	3:00.065	49.833	54.356	1:15.876	173.4	23:50.040								
8	1	3:02.698	48.280	56.518	1:17.900	175.9	26:52.738								
9	1	2:54.314	47.491	52.681	1:14.142	173.9	29:47.052								
10	1	2:54.909	47.814	52.961	1:14.134	175.3	32:41.961								



2.0L CUP DIX MILLE TOURS PRIVATE PRACTICE

Sector Analysis

							■ Personal Best ■ Session Best ■ Crossing the finish line in pit lane									
Lap	D	Time	Sector 1	Sector 2	Sector 3	T. Spd	Elapsed	Lap	D	Time	Sector 1	Sector 2	Sector 3	T. Spd	Elapsed	
71 Porsche 911 2.0L 1. Johannes STENGL							GTL									
1	1	4:12.490	1:58.881	57.049	1:16.560	99.8	4:12.490	1	1	3:40.321	1:29.551	55.367	1:15.403	88.6	3:40.321	
2	1	2:48.419	45.816	51.546	1:11.057	180.0	7:00.909	2	1	2:58.422	47.604	55.472	1:15.346	178.5	6:38.743	
3	1	2:47.444	45.096	49.950	1:12.398	182.7	9:48.353	3	1	2:56.132	48.076	53.342	1:14.714	180.0	9:34.875	
4	1	2:58.679	45.195	51.217	1:22.267	184.3	12:47.032	4	1	2:53.619	47.289	52.497	1:13.833	177.9	12:28.494	
5	1	3:54.428	1:53.657	50.552	1:10.219	105.5	16:41.460	5	1	2:53.469	47.580	52.825	1:13.064	179.1	15:21.963	
6	1	2:44.519	44.947	49.797	1:09.775	184.0	19:25.979	6	1	4:48.123	47.247	52.038	3:08.838	178.8	20:10.086	
7	1	2:44.555	44.684	49.772	1:10.099	184.6	22:10.534	7	2	3:24.791	1:12.809	54.422	1:17.560	94.7	23:34.877	
8	1	2:47.204	44.946	50.083	1:12.175	184.6	24:57.738	8	2	2:51.818	46.545	52.205	1:13.068	178.5	26:26.695	
9	1	2:46.475	44.937	50.034	1:11.504	182.7	27:44.213	9	2	2:49.070	45.992	51.161	1:11.917	179.7	29:15.765	
10	1	2:50.360	48.810	51.037	1:10.513	177.9	30:34.573	10	2	2:49.943	46.029	50.845	1:13.069	181.5	32:05.708	
11	1	2:45.421	45.049	49.633	1:10.739	184.3	33:19.994	11	2	2:48.507	45.982	51.067	1:11.458	180.9	34:54.215	
12	1	3:05.007	45.138	50.314	1:29.555	182.1	36:25.001	12	2	2:51.196	46.051	51.334	1:13.811	182.7	37:45.411	
73 Porsche 911 2.0L 1. Patrick KOLB							GTL-ELI									
1	1	3:45.856	1:36.977	56.196	1:12.683	91.8	3:45.856	1	1	3:46.407	1:33.309	57.895	1:15.203	86.5	3:46.407	
2	1	2:47.729	44.879	50.852	1:11.998	178.5	6:33.585	2	1	2:47.848	46.554	51.560	1:09.734	172.2	6:34.255	
3	1	2:46.092	44.888	50.187	1:11.017	182.1	9:19.677	3	1	2:45.286	44.768	50.305	1:10.213	186.9	9:19.541	
4	1	2:58.938	45.586	50.392	1:22.960	182.7	12:18.615	4	1	2:43.579	44.486	49.866	1:09.227	186.9	12:03.120	
5	1	4:18.159	2:16.757	49.988	1:11.414	101.7	16:36.774	5	1	2:43.526	44.539	49.404	1:09.583	186.2	14:46.646	
6	1	2:44.975	45.036	49.981	1:09.958	180.0	19:21.749	6	1	2:42.771	44.195	49.438	1:09.138	184.6	17:29.417	
7	1	2:44.897	44.647	50.154	1:10.096	181.5	22:06.646	7	1	6:23.513	46.664	56.310	4:40.539	185.9	23:52.930	
8	1	2:44.450	44.919	49.912	1:09.619	182.1	24:51.096	8	1	3:12.210	1:07.492	53.336	1:11.382	97.3	27:05.140	
9	1	3:19.314	47.830	56.487	1:34.997	182.4	28:10.410	9	1	2:42.721	44.183	49.554	1:08.984	186.5	29:47.861	
82 Porsche 911 2.0L 1. Uwe KOLB							GTL-ELI									
1	1	5:38.422	3:13.555	1:03.662	1:21.205	81.8	5:38.422	1	1	2:43.084	44.341	49.344	1:09.399	187.5	32:30.945	
2	1	3:13.060	51.962	55.712	1:25.386	163.1	8:51.482	2	1	3:12.601	1:11.162	50.471	1:10.968	99.2	3:12.601	
3	1	15:34.729	...	1:00.145	1:25.018	91.6	24:26.211	2	2	2:44.736	45.102	49.495	1:10.139	193.9	5:57.337	
4	1	3:12.921	52.444	58.308	1:22.169	162.4	27:39.132	3	2	2:43.566	44.336	49.050	1:10.180	193.9	8:40.903	
5	1	3:13.856	53.492	58.593	1:21.771	160.5	30:52.988	4	2	2:43.477	44.271	49.426	1:09.780	194.6	11:24.380	
6	1	3:07.303	50.993	55.816	1:20.494	168.2	34:00.291	5	2	2:55.497	B	45.040	49.488	1:20.969	194.6	14:19.877
7	1	3:06.482	51.045	56.142	1:19.295	169.8	37:06.773	6	1	5:58.566	3:51.590	52.404	1:14.572	101.4	20:18.443	
8	1	3:04.781	50.243	55.820	1:18.718	171.2	40:11.554	7	1	2:54.463	47.187	53.391	1:13.885	190.5	23:12.906	
99 Porsche 911 2.0L 1. Julien CHAUBEURGE 2. Erwan BELLEGO							GTL									
1	1	5:15.260	2:25.575	1:15.907	1:33.778	90.7	5:15.260	8	1	2:52.958	46.594	51.591	1:14.773	191.2	26:05.864	
2	1	3:46.791	1:03.773	1:09.461	1:33.557	115.5	9:02.051	9	1	2:55.627	47.892	52.412	1:15.323	187.8	29:01.491	
3	1	3:43.369	1:00.145	1:05.229	1:37.995	130.6	12:45.420	10	1	2:55.272	46.689	52.831	1:15.752	189.5	31:56.763	
4	1	3:47.051	B	59.023	1:03.092	1:44.936	134.5	16:32.471	11	1	2:55.597	47.434	52.261	1:15.902	187.5	34:52.360
5	2	7:05.462	4:17.043	1:13.886	1:34.533	75.4	23:37.933	12	1	2:54.859	47.445	51.155	1:16.259	189.1	37:47.219	
6	2	3:33.527	58.207	1:07.547	1:27.773	134.8	27:11.460	13	1	2:59.326	47.644	53.208	1:18.474	189.1	40:46.545	
7	2	3:23.588	56.300	1:02.650	1:24.638	144.0	30:35.048									
8	2	3:22.941	56.115	1:03.511	1:23.315	143.0	33:57.989									
9	2	3:15.229	54.728	58.573	1:21.928	150.8	37:13.218									
10	2	3:12.647	52.645	58.082	1:21.920	156.3	40:25.865									
107 Porsche 911 2.0L 1. Dean DESANTIS 2. David HINTON							GTL									
1	1	3:23.000	1:05.761	59.524	1:17.715	85.6	3:23.000	1	1	2:57.181	47.436	53.608	1:16.137	177.9	6:21.680	
2	1	2:58.680	48.593	53.877	1:16.210	165.1	6:21.680	2	1	2:56.637	47.767	53.930	1:14.940	177.0	12:15.498	
3	1	2:57.181	47.436	53.608	1:16.137	177.9	9:18.861	3	1	2:54.577	46.798	52.333	1:15.446	179.1	15:10.075	
4	1	2:56.637	47.767	53.930	1:14.940	177.0	12:15.498									
5	1	2:54.577	46.798	52.333	1:15.446	179.1	15:10.075									
135 Porsche 911 2.0L 1. Marc DONCIEUX 2. Jules DONCIEUX							GTL									
1	1	3:40.321	1:29.551	55.367	1:15.403	88.6	3:40.321									
2	1	2:58.422	47.604	55.472	1:15.346	178.5	6:38.743									
3	1	2:56.132	48.076	53.342	1:14.714	180.0	9:34.875									
4	1	2:53.619	47.289	52.497	1:13.833	177.9	12:28.494									
5	1	2:53.469	47.580	52.825	1:13.064	179.1	15:21.963									
6	1	4:48.123	47.247	52.038	3:08.838	178.8	20:10.086									
7	2	3:24.791	1:12.809	54.422	1:17.560	94.7	23:34.877									
8	2	2:51.818	46.545	52.205	1:13.068	178.5	26:26.695									
9	2	2:49.070	45.992	51.161	1:11.917	179.7	29:15.765									
10	2	2:49.943	46.029	50.845	1:13.069	181.5	32:05.708									
11	2	2:48.507	45.982	51.067	1:11.458	180.9	34:54.215									
12	2	2:51.196	46.051	51.334	1:13.811	182.7	37:45.411									
13	2	2:49.783	45.467	51.516	1:12.800	180.3	40:35.194									
139 Porsche 911 2.0L 1. Xavier DAYRAUT							ELI									
1	1	3:46.407	1:33.309	57.895	1:15.203	86.5	3:46.407									
2	1	2:47.848	46.554	51.560	1:09.734	172.2	6:34.255									
3	1	2:45.286	44.768	50.305	1:10.213	186.9	9:19.541									
4	1	2:43.579	44.486	49.866	1:09.227	186.9	12:03.120									
5	1	2:43.526	44.539	49.404	1:09.583	186.2	14:46.646									
6	1	2:42.771	44.195	49.438	1:09.138	184.6	17:29.417									
7	1	6:23.513	46.664	56.310	4:40.539	185.9	23:52.930									
8	1	3:12.210	1:07.492	53.336	1:11.382	97.3	27:05.140									
9	1	2:42.721	44.183	49.554	1:08.984	186.5	29:47.861									
10	1	2:43.084	44.341	49.344	1:09.399	187.5	32:30.945									
650 Porsche 911 2.0L 1. Jussi ITAVUORI 2. Risto VIRTANEN							GTL-ELI									
1	2	3:12.601	1:11.162	50.471	1:10.968	99.2	3:12.601									
2	2	2:44.736	45.102	49.495	1:10.139	193.9	5:57.337									
3	2	2:43.566	44.336	49.050	1:10.180	193.9	8:40.903									
4	2	2:43.477	44.271	49.426	1:09.780	194.6	11:24.380									
5	2	2:55.497	B	45.040	49.488	1:20.969	194.6	14:19.877								
6	1	5:58.566	3:51.590	52.404	1:14.572	101.4	20:18.443									
7	1	2:54.463	47.187	53.391	1:13.885	190.5	23:12.906									
8	1	2:52.958	46.594	51.591	1:14.773	191.2	26:05.864									
9	1	2:55.627	47.892	52.41												



2.0L CUP
DIX MILLE TOURS
PRIVATE PRACTICE

Sector Analysis

■ Personal Best ■ Session Best B Crossing the finish line in pit lane

Lap	D	Time	Sector 1	Sector 2	Sector 3	T. Spd	Elapsed	Lap	D	Time	Sector 1	Sector 2	Sector 3	T. Spd	Elapsed
6	1	2:54.699	47.495	51.594	1:15.610	178.5	18:04.774								
7	1	2:54.383	46.959	51.876	1:15.548	178.8	20:59.157								
8	1	2:53.701	47.289	51.661	1:14.751	178.5	23:52.858								
9	1	3:03.049 B	46.720	53.465	1:22.864	179.1	26:55.907								
10	1	4:31.998	2:25.599	51.796	1:14.603	103.9	31:27.905								
11	1	2:53.700	46.881	51.906	1:14.913	177.3	34:21.605								
12	1	2:53.635	46.883	52.114	1:14.638	177.9	37:15.240								
13	1	2:55.625	48.907	51.758	1:14.960	179.7	40:10.865								

999 Porsche 911 2.0L
1. Olivier RASTIT GTL

1	1	4:59.122	2:44.330	57.068	1:17.724	69.8	4:59.122
2	1	3:00.677	48.711	53.851	1:18.115	176.5	7:59.799
3	1	2:57.784	47.968	53.221	1:16.595	175.6	10:57.583
4	1	2:57.499	47.775	53.030	1:16.694	178.8	13:55.082
5	1	2:56.427	47.499	52.447	1:16.481	170.3	16:51.509
6	1	2:53.772	47.016	52.067	1:14.689	178.8	19:45.281
7	1	2:53.973	47.655	52.613	1:13.705	180.0	22:39.254
8	1	2:52.871	46.559	52.078	1:14.234	180.3	25:32.125
9	1	2:54.251	46.949	53.102	1:14.200	181.5	28:26.376
10	1	2:51.858	46.564	51.644	1:13.650	180.9	31:18.234
11	1	2:51.208	46.242	51.784	1:13.182	181.5	34:09.442
12	1	7:01.422 B	53.966	1:01.092	5:06.364	181.8	41:10.864