

# THE GENTLEMEN CHALLENGE 2

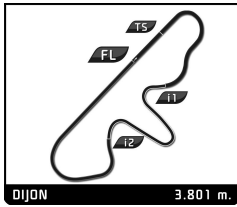
## GRAND PRIX DE L'AGE D'OR

### RACE 2

### Sector Analysis

Personal Best Session Best B Crossing the finish line in pit lane

Lap	D	Time	Sector 1	Sector 2	Sector 3	T. Spd	Elapsed	Lap	D	Time	Sector 1	Sector 2	Sector 3	T. Spd	Elapsed
<b>8</b>		MG B 1964 1.Emmanuel DE NOAILLES F													
1	1	3:26.430	51.248	1:04.772	1:30.410		3:26.430	8	2	1:47.028	29.552	38.386	39.090	174.8	16:14.473
2	1	1:54.808	33.604	39.706	41.498	140.6	5:21.238	9	2	1:48.063	29.754	39.245	39.064	170.3	18:02.536
3	1	1:52.305	30.757	40.247	41.301	169.5	7:13.543	10	2	1:48.576	30.443	38.621	39.512	164.1	19:51.112
4	1	1:50.552	30.361	39.029	41.162	172.0	9:04.095	11	2	4:16.520	29.880	38.187	3:08.453	164.9	24:07.632
5	1	1:51.293	30.520	39.254	41.519	170.6	10:55.388	12	1	2:02.024	39.383	41.075	41.566	113.2	26:09.656
6	1	1:51.868	31.141	39.229	41.498	168.2	12:47.256	13	1	2:40.049	36.191	43.290	1:20.568	134.5	28:49.705
7	1	1:50.624	30.344	39.076	41.204	168.7	14:37.880	14	1	1:59.029	37.501	40.466	41.062	123.1	30:48.734
8	1	1:51.184	30.706	39.581	40.897	170.6	16:29.064	15	1	1:53.439	31.435	40.992	41.012	151.5	32:42.173
9	1	1:49.872	30.115	38.946	40.811	172.0	18:18.936	16	1	1:49.848	30.375	39.944	39.529	182.7	34:32.021
10	1	1:50.385	29.948	39.059	41.378	172.5	20:09.321	17	1	1:50.809	30.729	39.913	40.167	173.9	36:22.830
11	1	4:08.552	29.971	39.303	2:59.278	172.5	24:17.873	18	1	1:51.541	31.614	40.312	39.615	168.2	38:14.371
12	1	1:58.073	36.665	39.016	42.392	116.5	26:15.946	19	1	1:48.728	29.897	39.164	39.667	182.4	40:03.099
13	1	1:50.284	30.127	39.050	41.107	170.6	28:06.230	20	1	1:48.343	29.904	38.969	39.470	184.3	41:51.442
14	1	1:50.467	30.330	39.099	41.038	169.5	29:56.697	21	1	1:50.740	30.082	39.764	40.894	186.2	43:42.182
15	1	1:51.620	30.471	39.775	41.374	168.5	31:48.317	22	1	1:51.493	31.045	39.212	41.236	166.2	45:33.675
16	1	1:50.438	30.551	39.027	40.860	169.5	33:38.755	23	1	1:48.289	30.234	38.858	39.197	186.9	47:21.964
17	1	1:50.906	30.489	39.104	41.313	170.6	35:29.661								
<b>9</b>		Alfa Romeo Giulia TZ 1964 1.Alain VÖGELE F													
1	1	3:27.394	53.512	1:04.898	1:28.984		3:27.394								
2	1	1:52.890	34.898	39.450	38.542	133.8	5:20.284								
3	1	1:49.331	31.339	39.243	38.749	163.6	7:09.615								
4	1	1:49.719	30.973	40.347	38.399	181.5	8:59.334								
5	1	1:46.913	29.360	38.505	39.048	195.7	10:46.247								
6	1	1:46.486	29.894	38.372	38.220	180.9	12:32.733								
7	1	1:46.934	29.501	38.567	38.866	190.8	14:19.667								
8	1	1:45.528	29.478	37.886	38.164	184.9	16:05.195								
9	1	4:13.763	30.346	38.518	3:04.899	173.4	20:18.958								
10	1	1:54.323	35.903	39.692	38.728	130.0	22:13.281								
11	1	1:46.869	30.064	38.067	38.738	172.8	24:00.150								
12	1	1:46.553	29.977	37.958	38.618	181.2	25:46.703								
13	1	1:46.759	30.000	38.143	38.616	184.3	27:33.462								
14	1	1:46.367	29.716	38.282	38.369	187.5	29:19.829								
15	1	1:46.129	29.686	37.999	38.444	181.5	31:05.958								
16	1	1:46.154	29.761	37.872	38.521	179.7	32:52.112								
17	1	1:45.634	29.656	37.660	38.318	180.0	34:37.746								
18	1	1:46.023	29.520	38.896	37.607	176.5	36:23.769								
19	1	1:46.507	29.840	37.531	39.136	172.5	38:10.276								
20	1	1:47.649	29.964	38.787	38.898	181.2	39:57.925								
21	1	1:45.478	29.524	37.710	38.244	182.1	41:43.403								
22	1	1:46.283	29.746	38.050	38.487	183.4	43:29.686								
23	1	1:45.546	29.536	37.512	38.498	183.4	45:15.232								
24	1	1:45.612	29.538	37.778	38.296	182.7	47:00.844								
<b>10</b>		Alfa Romeo Giulietta SZ Code Tronco 1965 1.Roberto TURRIZIANI F 2.Maurizio BIANCO													
1	2	3:25.852	50.153	1:04.364	1:31.335		3:25.852								
2	2	1:54.044	34.300	40.043	39.701	142.9	5:19.896								
3	2	1:50.929	31.303	40.153	39.473	166.9	7:10.825								
4	2	1:50.060	30.355	39.991	39.714	168.5	9:00.885								
5	2	1:49.592	30.103	39.740	39.749	166.2	10:50.477								
6	2	1:48.999	30.083	39.716	39.200	167.2	12:39.476								
7	2	1:47.969	30.221	38.835	38.913	168.7	14:27.445								
<b>15</b>		Ferrari 250 TR Cegga 1961 1.Pierre-Antoine LHOTE F													
1	1	3:27.877	54.380	1:05.658	1:27.839		3:27.877								
<b>23</b>		René Bonnet Dijet CRB1 1962 1.Eric BOUFFARD F													
1	1	3:30.672	1:02.303	1:01.902	1:26.467		3:30.672								
2	1	2:27.932	42.149	52.007	53.776	116.4	5:58.604								
3	1	2:25.407	40.784	51.497	53.126	135.5	8:24.011								
4	1	2:26.335	40.505	52.639	53.191	132.4	10:50.346								
5	1	2:23.268	40.229	50.150	52.889	136.2	13:13.614								
6	1	2:21.473	39.828	49.475	52.170	134.7	15:35.087								
7	1	2:20.420	39.554	49.687	51.179	138.1	17:55.507								
8	1	2:19.806	38.622	49.467	51.717	138.1	20:15.313								
9	1	2:21.929	38.632	49.700	53.597	137.8	22:37.242								
10	1	2:20.981	38.605	50.510	51.866	128.6	24:58.223								
11	1	2:19.612	38.360	49.675	51.577	137.9	27:17.835								
12	1	2:20.942	38.093	50.817	52.032	138.5	29:38.777								
13	1	2:22.364	38.194	50.451	53.719	137.9	32:01.141								
14	1	2:20.696	39.693	49.084	51.919	136.4	34:21.837								
15	1	2:22.426	40.160	50.682	51.584	135.5	36:44.263								
16	1	2:22.936	38.173	50.396	54.367	137.1	39:07.199								
17	1	2:20.719	39.771	49.086	51.862	137.4	41:27.918								
18	1	2:20.445	38.701	49.119	52.625	137.8	43:48.363								
19	1	2:20.028	38.637	49.573	51.818	137.2	46:08.391								
20	1	2:21.118	39.002	49.843	52.273	137.9	48:29.509								
<b>31</b>		Austin-Healey 3000 Mk II 1965 1.Paul ANCELIN F													
1	1	3:23.932	46.066	1:04.986	1:32.880		3:23.932								
2	1	1:46.346	32.013	37.016	37.317	150.2	5:10.278								
3	1	1:44.030	29.351	37.207	37.472	177.9	6:54.308								
4	1	1:44.585	29.538	37.472	37.575	177.3	8:38.893								
5	1	1:45.590	30.169	37.664	37.757	170.3	10:24.483								
6	1	1:45.047	29.692	37.530	37.825	182.1	12:09.530								
7	1	1:45.963	30.156	37.400	38.407	182.7	13:55.493								
8	1	1:44.924	29.685	37.522	37.717	176.5	15:40.417								
9	1	1:45.880	30.505	37.524	37.851	164.9	17:26.297								
10	1	1:44.452	29.818	36.966	37.668	175.3	19:10.749								
11	1	4:10.779	29.710	37.321	3:03.748	180.6	23:21.528								



# THE GENTLEMEN CHALLENGE 2

## GRAND PRIX DE L'AGE D'OR

### RACE 2

#### Sector Analysis

Personal Best Session Best B Crossing the finish line in pit lane

Lap	D	Time	Sector 1	Sector 2	Sector 3	T. Spd	Elapsed	Lap	D	Time	Sector 1	Sector 2	Sector 3	T. Spd	Elapsed
12	1	1:49.569	34.582	37.256	37.731	141.0	25:11.097	14	1	<b>1:48.934</b>	30.036	38.952	39.946	183.1	30:00.698
13	1	1:46.122	<b>29.254</b>	37.713	39.155	177.3	26:57.219	15	1	1:50.030	30.307	39.318	40.405	180.3	31:50.728
14	1	1:44.738	29.660	37.020	38.058	185.6	28:41.957	16	1	1:48.946	<b>29.994</b>	39.171	<b>39.781</b>	182.1	33:39.674
15	1	1:45.077	29.760	37.245	38.072	180.3	30:27.034	17	1	1:49.263	30.183	39.013	40.067	184.6	35:28.937
16	1	1:45.374	30.321	37.318	37.735	169.5	32:12.408	18	1	1:49.770	30.672	39.027	40.071	167.2	37:18.707
17	1	1:45.914	30.229	37.902	37.783	164.1	33:58.322	19	1	1:49.279	30.152	39.076	40.051	180.3	39:07.986
18	1	1:44.822	29.761	<b>36.903</b>	38.158	175.6	35:43.144	20	1	1:49.785	30.039	39.105	40.641	182.4	40:57.771
19	1	1:44.990	30.349	37.117	37.524	173.4	37:28.134	21	1	1:51.091	30.019	40.954	40.118	180.3	42:48.862
20	1	1:44.772	29.735	37.666	37.371	177.6	39:12.906	22	1	1:49.143	30.123	38.995	40.025	182.7	44:38.005
21	1	1:46.224	31.205	37.164	37.855	170.3	40:59.130	23	1	1:49.188	30.246	<b>38.710</b>	40.232	180.6	46:27.193
22	1	1:44.097	29.575	36.914	37.608	175.0	42:43.227	24	1	1:49.581	30.015	39.501	40.065	179.7	48:16.774
23	1	1:44.870	29.583	37.398	37.889	172.5	44:28.097								
24	1	1:44.838	29.745	37.161	37.932	179.4	46:12.935								
25	1	1:45.195	30.660	37.001	37.534	168.5	47:58.130								

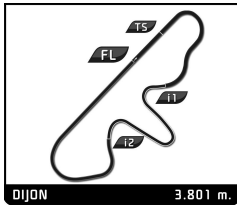
33		MG B 1965		F		
		1.Georges ROCCHIETTA				
		2.Charles-Edouard ROUSSE				
1	1	3:25.028	48.205	1:04.667	1:32.156	3:25.028
2	1	1:53.776	34.667	38.998	40.111	5:18.804
3	1	1:50.821	31.495	38.915	40.411	7:09.625
4	1	1:52.567	31.265	41.055	40.247	9:02.192
5	1	1:49.444	30.401	38.739	40.304	10:51.636
6	1	1:49.641	30.314	39.069	40.258	12:41.277
7	1	1:48.716	29.883	38.741	40.092	14:29.993
8	1	1:48.568	29.805	38.962	39.801	16:18.561
9	1	1:48.218	29.550	38.438	40.230	18:06.779
10	1	4:26.430 <b>B</b>	<b>29.542</b>	40.066	3:16.822	22:33.209
11	1	1:56.275	36.833	38.990	40.452	24:29.484
12	1	1:50.334	31.017	39.585	39.732	26:19.818
13	1	1:51.010	30.523	39.792	40.695	28:10.828
14	1	1:48.437	29.916	38.691	39.830	29:59.265
15	1	1:49.172	29.681	38.717	40.774	31:48.437
16	1	<b>1:48.010</b>	29.848	38.595	<b>39.567</b>	33:36.447
17	1	1:48.849	29.633	38.693	40.523	35:25.296
18	1	1:48.672	30.111	38.698	39.863	37:13.968
19	1	1:50.751	30.358	39.931	40.462	39:04.719
20	1	1:48.901	30.269	38.824	39.808	40:53.620
21	1	1:48.552	30.230	<b>38.410</b>	39.912	42:42.172
22	1	1:49.388	29.986	39.485	39.917	44:31.560
23	1	1:49.052	29.900	38.731	40.421	46:20.612
24	1	1:48.840	29.849	39.151	39.840	48:09.452

34		Morgan Plus 4 Super Sports 1962		F		
		1.Christophe PRIM				
1	1	3:26.909	52.929	1:04.649	1:29.331	3:26.909
2	1	1:56.552	34.923	40.788	40.841	5:23.461
3	1	1:51.702	30.697	40.261	40.744	7:15.163
4	1	1:51.437	30.674	40.313	40.450	9:06.600
5	1	1:50.396	30.563	39.603	40.230	10:56.996
6	1	1:51.424	31.533	39.641	40.250	12:48.420
7	1	1:49.532	30.308	39.290	39.934	14:37.952
8	1	1:49.573	30.367	39.159	40.047	16:27.525
9	1	1:49.850	30.276	39.202	40.372	18:17.375
10	1	1:50.615	30.561	39.396	40.658	20:07.990
11	1	4:13.431 <b>B</b>	30.313	39.395	3:03.723	24:21.421
12	1	1:58.223	37.866	40.045	40.312	26:19.644
13	1	1:52.120	31.387	39.952	40.781	28:11.764

38		Honda 356 (J) 2000 GS Carrera 2 coupé 1964		F		
		1.Gabriel BALTHAZARD				
		2.Didier MARIS				
1	2	3:24.784	48.477	1:04.536	1:31.771	3:24.784
2	2	1:50.368	33.158	38.221	38.989	5:15.152
3	2	1:45.673	29.322	37.542	38.809	7:00.825
4	2	<b>1:45.659</b>	29.730	<b>37.281</b>	<b>38.648</b>	8:46.484
5	2	1:45.969	<b>29.229</b>	37.703	39.037	10:32.453
6	2	1:45.684	29.465	37.515	38.704	12:18.137
7	2	1:45.766	29.410	37.413	38.943	14:03.903
8	2	1:46.806	29.659	38.189	38.958	15:50.709
9	2	1:46.113	29.262	37.828	39.023	17:36.822
10	2	1:46.014	29.463	37.368	39.183	19:22.836
11	2	1:46.377	29.424	37.742	39.211	21:09.213
12	2	1:46.511	29.641	37.581	39.289	22:55.724
13	2	1:47.773	30.018	38.000	39.755	24:43.497
14	2	4:11.655 <b>B</b>	30.281	38.098	3:03.276	28:55.152
15	1	1:55.280	37.365	38.401	39.514	30:50.432
16	1	1:49.684	30.096	39.837	39.751	32:40.116
17	1	1:48.638	29.885	38.902	39.851	34:28.754
18	1	1:49.888	31.404	38.506	39.978	36:18.642
19	1	1:50.732	30.892	39.759	40.081	38:09.374
20	1	1:49.980	30.297	38.925	40.758	39:59.354
21	1	1:48.317	29.996	38.367	39.954	41:47.671
22	1	1:48.687	30.408	38.475	39.804	43:36.358
23	1	1:48.230	30.000	38.242	39.988	45:24.588
24	1	1:47.724	29.768	38.388	39.568	47:12.312

45		Alfa Romeo Giulia TZ 1965		F		
		1.Carlo VÖGELE				
1	1	3:23.514	45.373	1:04.538	1:33.603	3:23.514
2	1	1:45.653	31.619	36.979	37.055	5:09.167
3	1	1:43.637	28.682	37.484	37.471	6:52.804
4	1	1:43.442	28.743	37.139	37.560	8:36.246
5	1	1:44.166	29.237	37.589	37.340	10:20.412
6	1	1:43.754	28.854	37.286	37.614	12:04.166
7	1	1:44.890	28.938	38.356	37.596	13:49.056
8	1	1:44.700	29.145	37.944	37.611	15:33.756
9	1	1:43.519	29.028	37.322	37.169	17:17.275
10	1	1:43.045	28.721	37.036	37.288	19:00.320
11	1	1:43.857	28.825	37.518	37.514	20:44.177
12	1	4:04.895 <b>B</b>	29.024	37.504	2:58.367	24:49.072
13	1	1:49.527	35.646	36.820	37.061	26:38.599
14	1	1:42.470	28.780	36.871	36.819	28:21.069
15	1	1:42.597	28.564	37.352	36.681	30:03.666
16	1	1:43.363	28.691	36.937	37.735	31:47.029





THE GENTLEMEN CHALLENGE 2  
GRAND PRIX DE L'AGE D'OR  
RACE 2

Sector Analysis

Personal Best Session Best B Crossing the finish line in pit lane

Lap	D	Time	Sector 1	Sector 2	Sector 3	T. Spd	Elapsed	Lap	D	Time	Sector 1	Sector 2	Sector 3	T. Spd	Elapsed
22	1	1:43.862	29.172	37.135	37.555	184.3	42:22.485	8	1	1:46.049	30.191	37.952	37.906	187.8	15:48.873
23	1	1:43.513	29.199	36.604	37.710	186.9	44:05.998	9	1	1:45.740	<b>29.719</b>	38.034	37.987	194.6	17:34.613
24	1	1:44.012	29.180	36.941	37.891	191.2	45:50.010	10	1	1:46.016	30.048	37.801	38.167	182.4	19:20.629
25	1	1:43.230	29.148	36.685	37.397	191.5	47:33.240	11	1	4:10.535 <b>B</b>	30.182	38.278	3:02.075	192.5	23:31.164

**71** Triumph TR4 1965  
1. Laurent CHARBONNEAU F

1	1	3:28.025	55.608	1:04.637	1:27.780		3:28.025
2	1	2:08.817	38.721	44.223	45.873	125.1	5:36.842
3	1	2:05.679	34.994	44.184	46.501	154.5	7:42.521
4	1	2:05.842	35.315	44.309	46.218	150.6	9:48.363
5	1	<b>2:04.428</b>	<b>34.759</b>	44.138	<b>45.531</b>	161.9	11:52.791
6	1	2:05.040	35.058	<b>44.051</b>	45.931	163.6	13:57.831
7	1	2:05.058	34.774	44.484	45.800	159.3	16:02.889
8	1	2:07.779	35.487	45.274	47.018	155.4	18:10.668
9	1	2:06.583	34.886	45.506	46.191	153.6	20:17.251
10	1	2:06.189	34.988	45.130	46.071	156.5	22:23.440
11	1	4:46.610 <b>B</b>	34.958	44.710	3:26.942	157.4	27:10.050
12	1	2:16.639	43.024	45.597	48.018	107.4	29:26.689
13	1	4:06.134 <b>B</b>	37.852	47.449	2:40.833	128.7	33:32.823

**72** Austin-Healey 3000 Mk I 1962  
1. François FILLON F  
2. André RAULIN

1	1	3:26.453	51.916	1:04.677	1:29.860		3:26.453
2	1	1:53.310	34.924	39.561	38.825	131.2	5:19.763
3	1	1:49.448	31.147	39.059	39.242	180.0	7:09.211
4	1	1:49.625	31.057	39.849	38.719	183.1	8:58.836
5	1	1:50.186	31.834	39.632	38.720	173.9	10:49.022
6	1	1:49.135	31.098	39.267	38.770	184.6	12:38.157
7	1	1:50.276	31.558	39.656	39.062	173.6	14:28.433
8	1	1:48.076	30.624	39.149	38.303	178.8	16:16.509
9	1	1:48.517	30.318	38.895	39.304	185.2	18:05.026
10	1	1:49.002	30.591	40.195	<b>38.216</b>	182.1	19:54.028
11	1	4:17.218 <b>B</b>	30.958	39.795	3:06.465	178.8	24:11.246
12	2	1:55.503	36.455	39.751	39.297	132.8	26:06.749
13	2	1:49.318	31.143	39.181	38.994	175.0	27:56.067
14	2	1:49.952	31.611	39.229	39.112	154.3	29:46.019
15	2	1:51.433	31.798	40.383	39.252	165.1	31:37.452
16	2	1:48.492	30.979	38.865	38.648	169.3	33:25.944
17	2	1:49.938	30.806	39.491	39.641	170.3	35:15.882
18	2	1:48.957	31.223	39.005	38.729	176.8	37:04.839
19	2	1:52.912	34.002	39.795	39.115	134.2	38:57.751
20	2	1:47.379	30.465	38.433	38.481	182.4	40:45.130
21	2	1:47.541	30.462	38.578	38.501	177.6	42:32.671
22	2	1:48.129	30.715	38.930	38.484	174.5	44:20.800
23	2	1:47.055	30.333	38.251	38.471	177.0	46:07.855
24	2	<b>1:46.604</b>	<b>30.178</b>	<b>37.835</b>	38.591	179.7	47:54.459

**220** Austin-Healey 3000 Mk II 1962  
1. Jean-Pascal CUEREL F

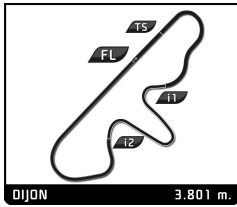
1	1	3:24.060	46.865	1:04.298	1:32.897		3:24.060
2	1	1:48.924	32.841	37.885	38.198	141.7	5:12.984
3	1	1:45.976	30.217	38.006	<b>37.753</b>	188.5	6:58.960
4	1	1:45.807	30.065	37.943	37.799	176.2	8:44.767
5	1	1:46.023	29.829	37.947	38.247	197.8	10:30.790
6	1	1:46.100	30.042	38.073	37.985	190.1	12:16.890
7	1	1:45.934	29.765	37.949	38.220	200.4	14:02.824

**244** Austin-Healey 3000 Mk II 1962  
1. MOZ F

1	1	3:25.409	49.255	1:04.967	1:31.187		3:25.409
2	1	1:51.861	33.740	39.139	38.982	149.4	5:17.270
3	1	1:48.602	30.639	39.012	38.951	175.0	7:05.872
4	1	1:48.019	30.356	38.780	38.883	184.9	8:53.891
5	1	1:48.890	30.376	38.982	39.532	171.7	10:42.781
6	1	1:48.305	30.400	38.846	39.059	180.9	12:31.086
7	1	1:49.217	30.368	39.789	39.060	188.8	14:20.303
8	1	1:48.618	30.446	38.943	39.229	177.9	16:08.921
9	1	1:48.670	30.393	39.122	39.155	179.7	17:57.591
10	1	1:48.144	30.347	38.934	38.863	183.4	19:45.735
11	1	4:37.230 <b>B</b>	29.942	38.882	3:28.406	181.5	24:22.965
12	1	1:56.867	37.206	40.516	39.145	110.5	26:19.832
13	1	1:49.487	30.197	39.661	39.629	186.9	28:09.319
14	1	1:48.456	30.543	39.026	38.887	181.8	29:57.775
15	1	1:49.428	30.320	39.226	39.882	184.0	31:47.203
16	1	1:47.533	30.253	38.522	38.758	184.9	33:34.736
17	1	1:47.558	29.910	38.641	39.007	185.6	35:22.294
18	1	1:48.531	30.427	39.090	39.014	179.1	37:10.825
19	1	1:48.153	30.278	38.599	39.276	177.6	38:58.978
20	1	1:48.128	30.282	39.056	38.790	190.1	40:47.106
21	1	1:47.247	29.667	38.756	38.824	188.5	42:34.353
22	1	1:47.669	29.897	38.849	38.923	183.4	44:22.022
23	1	1:47.003	<b>29.581</b>	38.863	38.559	190.1	46:09.025
24	1	<b>1:46.768</b>	30.041	<b>38.222</b>	<b>38.505</b>	178.8	47:55.793

**255** Morgan Plus 4 Super Sports 1965  
1. Gonzague THEOL F

1	1	3:25.731	49.881	1:05.010	1:30.840		3:25.731
2	1	1:50.897	32.719	38.325	39.853	144.6	5:16.628
3	1	1:48.104	30.100	38.172	39.832	180.9	7:04.732
4	1	1:48.491	30.025	38.537	39.929	169.5	8:53.223
5	1	1:48.697	29.684	38.404	40.609	175.9	10:41.920
6	1	<b>1:47.787</b>	29.915	38.135	39.737	175.9	12:29.707
7	1	1:48.008	29.833	38.411	39.764	178.5	14:17.715
8	1	1:48.402	30.108	38.315	39.979	173.1	16:06.117
9	1	1:49.285	30.739	38.448	40.098	168.2	17:55.402
10	1	4:12.205 <b>B</b>	29.668	38.484	3:04.053	181.2	22:07.607



# THE GENTLEMEN CHALLENGE 2

## GRAND PRIX DE L'AGE D'OR

### RACE 2

#### Sector Analysis

■ Personal Best   
 ■ Session Best   
 B Crossing the finish line in pit lane

Lap	D	Time	Sector 1	Sector 2	Sector 3	T. Spd	Elapsed	Lap	D	Time	Sector 1	Sector 2	Sector 3	T. Spd	Elapsed
11	1	1:57.427	37.987	38.995	40.445	115.1	24:05.034								
12	1	1:48.228	29.868	38.423	39.937	180.3	25:53.262								
13	1	1:48.496	29.843	38.511	40.142	178.8	27:41.758								
14	1	1:48.353	29.873	38.241	40.239	175.0	29:30.111								
15	1	1:48.024	29.903	38.371	39.750	164.6	31:18.135								
16	1	1:48.040	29.932	38.042	40.066	175.0	33:06.175								
17	1	1:47.825	29.876	38.141	39.808	176.5	34:54.000								
18	1	1:47.968	30.035	38.306	<span style="background-color: green;">39.627</span>	177.6	36:41.968								
19	1	1:47.858	<span style="background-color: green;">29.529</span>	38.331	39.998	181.5	38:29.826								
20	1	1:48.594	30.009	38.621	39.964	179.1	40:18.420								
21	1	1:47.893	29.821	38.276	39.796	177.9	42:06.313								
22	1	2:08.421	29.863	<span style="background-color: green;">37.926</span>	1:00.632	172.0	44:14.734								
23	1	1:49.980	31.048	38.635	40.297	170.3	46:04.714								
24	1	1:48.199	29.723	38.086	40.390	178.2	47:52.913								