GRAND PRIX DE L'AGE D'OR

THE Gentlemen CHALLENGE 2

PETER auto

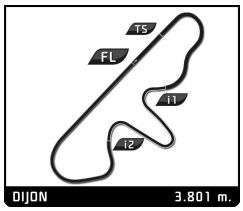

THE GENTLEMEN CHALLENGE 2
GRAND PRIX DE L'AGE D'OR
RACE 1

Sector Analysis

Personal Best | Session Best | **B** Crossing the finish line in pit lane

3
Alfa Romeo Giulia TZ 1965
1.Jason STUART-WRIGHT
2.Ivo SALVADORI
F

Lap	D	Time	Sector 1	Sector 2	Sector 3	T. Spd	Elapsed
1	1	2:03.938	41.962	42.097	39.879		2:03.938
2	1	1:50.436	30.964	40.360	39.112	168.7	3:54.374
3	1	1:48.546	30.390	39.645	38.511	184.3	5:42.920
4	1	1:48.848	30.076	39.920	38.852	177.3	7:31.768
5	1	1:49.163	30.370	39.369	39.424	177.6	9:20.931
6	1	1:49.199	30.404	39.635	39.160	189.5	11:10.130

8
MG B 1964
1.Emmanuel DE NOAILLES
F

Lap	D	Time	Sector 1	Sector 2	Sector 3	T. Spd	Elapsed
1	1	2:02.572	39.659	40.534	42.379		2:02.572
2	1	1:54.336	31.885	40.422	42.029	160.5	3:56.908
3	1	1:51.582	30.766	39.531	41.285	170.9	5:48.490
4	1	1:51.636	30.329	40.020	41.287	172.0	7:40.126
5	1	1:50.692	30.148	39.047	41.497	172.0	9:30.818
6	1	1:50.421	29.971	39.211	41.239	172.0	11:21.239
7	1	1:48.844	29.868	38.390	40.586	171.7	13:10.083
8	1	1:49.766	29.718	38.841	41.207	172.0	14:59.849
9	1	1:49.538	29.901	38.710	40.927	171.4	16:49.387
10	1	1:51.429	31.102	38.846	41.481	165.6	18:40.816

9
Alfa Romeo Giulia TZ 1964
1.Alain VÖGELE
F

Lap	D	Time	Sector 1	Sector 2	Sector 3	T. Spd	Elapsed
1	1	1:51.877	35.913	37.946	38.018		1:51.877
2	1	1:44.832	29.130	37.751	37.951	182.7	3:36.709
3	1	1:45.690	29.880	37.950	37.860	181.5	5:22.399
4	1	1:45.780	29.695	37.914	38.171	187.5	7:08.179
5	1	1:44.738	29.329	37.558	37.851	186.2	8:52.917
6	1	1:44.848	29.608	37.464	37.776	196.4	10:37.765
7	1	1:46.034	29.652	38.447	37.935	191.5	12:23.799
8	1	1:44.521	29.491	37.371	37.659	191.2	14:08.320
9	1	1:44.585	29.261	37.226	38.098	193.5	15:52.905
10	1	1:45.693	29.578	38.074	38.041	191.5	17:38.598
11	1	4:18.048 **B**	29.578	37.776	3:10.694	178.8	21:56.646
12	1	1:51.927	35.034	38.060	38.833	128.0	23:48.573
13	1	1:46.817	30.185	37.919	38.713	172.2	25:35.390
14	1	1:46.523	30.351	38.010	38.162	173.6	27:21.913
15	1	1:46.469	29.750	38.207	38.512	185.2	29:08.382
16	1	1:46.047	29.800	38.046	38.201	181.2	30:54.429
17	1	1:47.148	30.206	38.003	38.939	166.4	32:41.577
18	1	1:47.002	30.172	38.287	38.543	177.9	34:28.579
19	1	1:46.544	30.073	37.665	38.806	174.2	36:15.123
20	1	1:47.290	30.050	38.873	38.367	178.5	38:02.413
21	1	1:46.495	29.667	38.426	38.402	187.5	39:48.908
22	1	1:45.382	29.672	37.615	38.095	173.9	41:34.290
23	1	1:46.329	29.750	37.835	38.744	177.9	43:20.619
24	1	1:46.069	30.135	37.586	38.348	168.0	45:06.688
25	1	1:46.013	29.579	37.976	38.458	181.2	46:52.701

10
Alfa Romeo Giulietta SZ Coda Tronca 1965
1.Roberto TURRIZIANI
2.Maurizio BIANCO
F

Lap	D	Time	Sector 1	Sector 2	Sector 3	T. Spd	Elapsed
1	1	2:03.085	40.682	41.770	40.633		2:03.085
2	1	1:51.484	31.261	40.125	40.098	159.1	3:54.569
3	1	1:51.922	31.630	40.236	40.056	161.0	5:46.491
4	1	1:49.821	30.317	39.507	39.997	186.9	7:36.312
5	1	1:51.055	31.071	39.744	40.240	159.3	9:27.367
6	1	1:49.269	30.429	39.009	39.831	176.5	11:16.636
7	1	1:49.838	30.448	38.966	40.424	182.7	13:06.474
8	1	1:50.033	30.483	39.159	40.391	189.8	14:56.507
9	1	1:51.937	30.473	39.979	41.485	182.7	16:48.444
10	1	1:52.640	32.243	40.136	40.261	176.5	18:41.084
11	1	1:54.150	32.207	40.555	41.388	151.3	20:35.234
12	1	4:19.631 **B**	32.135	40.336	3:07.160	165.4	24:54.865
13	2	1:59.349	38.623	41.016	39.710	117.9	26:54.214
14	2	1:48.077	30.161	38.356	39.560	161.0	28:42.291
15	2	1:48.224	30.197	38.365	39.662	164.6	30:30.515
16	2	1:47.396	29.745	38.398	39.253	179.1	32:17.911
17	2	1:48.230	29.785	38.211	40.234	171.4	34:06.141
18	2	1:47.497	29.884	38.486	39.127	174.5	35:53.638
19	2	1:48.256	29.595	38.718	39.943	177.9	37:41.894
20	2	1:46.784	29.514	38.299	38.971	170.6	39:28.678
21	2	1:46.973	29.643	38.297	39.033	174.5	41:15.651
22	2	1:46.857	29.767	38.087	39.003	166.7	43:02.508
23	2	1:47.192	29.738	38.357	39.097	166.2	44:49.700
24	2	1:48.654	30.203	38.341	40.110	169.0	46:38.354

15
Ferrari 250 TR Cegga 1961
1.Pierre-Antoine LHOTE
F

Lap	D	Time	Sector 1	Sector 2	Sector 3	T. Spd	Elapsed
1	1	2:08.575	43.638	41.833	43.104		2:08.575
2	1	1:57.991	33.913	41.577	42.501	157.4	4:06.566
3	1	1:57.397	34.157	40.862	42.378	163.9	6:03.963
4	1	1:57.327	33.130	41.571	42.626	160.5	8:01.290
5	1	1:56.242	32.949	41.145	42.148	165.9	9:57.532
6	1	1:56.878	33.034	40.901	42.943	168.5	11:54.410
7	1	1:56.774	32.764	41.507	42.503	174.2	13:51.184
8	1	1:57.216	32.670	41.600	42.946	161.0	15:48.400
9	1	1:57.308	33.281	41.656	42.371	161.7	17:45.708
10	1	1:58.050	33.441	40.745	43.864	155.6	19:43.758
11	1	4:36.409 **B**	33.106	40.412	3:22.891	158.4	24:20.167
12	1	2:03.937	39.313	41.868	42.756	121.3	26:24.104
13	1	1:57.659	33.275	41.966	42.418	159.3	28:21.763
14	1	1:55.509	33.213	40.446	41.850	159.1	30:17.272
15	1	1:55.164	33.258	40.137	41.769	165.9	32:12.436
16	1	1:55.707	32.692	40.359	42.656	160.0	34:08.143
17	1	1:54.822	32.785	40.026	42.011	164.4	36:02.965
18	1	1:54.101	33.187	39.758	41.156	164.1	37:57.066
19	1	1:56.094	32.208	41.454	42.432	173.9	39:53.160
20	1	1:53.622	32.813	39.840	40.969	173.6	41:46.782
21	1	1:55.527	32.041	41.925	41.561	169.3	43:42.309
22	1	1:55.007	32.453	40.757	41.797	172.2	45:37.316

23
René Bonnet Djet CRB1 1962
1.Eric BOUFFARD
F

Lap	D	Time	Sector 1	Sector 2	Sector 3	T. Spd	Elapsed
1	1	2:43.001	55.642	52.101	55.258		2:43.001
2	1	2:25.462	40.628	50.842	53.992	129.5	5:08.463
3	1	2:24.851	40.836	50.886	53.129	132.7	7:33.314
4	1	2:22.684	40.322	50.436	51.926	134.5	9:55.998
5	1	2:20.433	39.019	50.550	50.864	136.2	12:16.431
6	1	2:23.003	39.838	50.947	52.218	138.1	14:39.434
7	1	2:18.907	37.947	49.913	51.047	136.9	16:58.341
8	1	2:18.510	37.892	49.615	51.003	138.6	19:16.851
9	1	2:17.886	38.136	48.854	50.896	136.4	21:34.737

THE BEAUTIFUL WATCH

HISTORIC RACING BY PETER AUTO

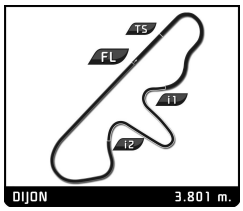

THE GENTLEMEN CHALLENGE 2
GRAND PRIX DE L'AGE D'OR
RACE 1

Sector Analysis

Personal Best | Session Best | **B** Crossing the finish line in pit lane

Lap	D	Time	Sector 1	Sector 2	Sector 3	T. Spd	Elapsed
10	1	2:18.429	37.926	49.577	50.926	135.5	23:53.166
11	1	2:20.024	37.835	50.521	51.668	136.9	26:13.190
12	1	2:20.831	38.415	50.927	51.489	138.3	28:34.021
13	1	2:19.374	38.464	49.207	51.703	138.5	30:53.395
14	1	2:19.139	37.673	49.980	51.486	137.8	33:12.534
15	1	2:19.271	38.214	49.495	51.562	138.8	35:31.805
16	1	2:18.575	37.615	50.011	50.949	137.6	37:50.380
17	1	2:17.251	37.688	49.236	50.327	134.5	40:07.631
18	1	2:17.695	37.519	49.070	51.106	136.7	42:25.326
19	1	2:19.263	38.979	49.368	50.916	128.9	44:44.589
20	1	2:20.956	39.331	50.685	50.940	137.9	47:05.545

31
Austin-Healey 3000 Mk II 1965
1.Paul ANCELIN — F

Lap	D	Time	Sector 1	Sector 2	Sector 3	T. Spd	Elapsed
1	1	1:47.750	33.188	37.052	37.510		1:47.750
2	1	1:44.145	29.391	37.233	37.521	180.6	3:31.895
3	1	1:44.233	29.571	37.035	37.627	182.7	5:16.128
4	1	1:44.747	30.367	36.905	37.475	182.7	7:00.875
5	1	1:43.042	28.964	36.767	37.311	191.2	8:43.917
6	1	1:43.379	29.297	36.758	37.324	171.7	10:27.296
7	1	1:43.717	29.258	37.098	37.361	184.6	12:11.013
8	1	1:43.531	29.541	36.659	37.331	184.3	13:54.544
9	1	1:46.879	29.994	38.869	38.016	177.6	15:41.423
10	1	2:56.582 B	29.439	37.123	1:50.020	175.0	18:38.005
11	1	4:16.685 B	35.641	37.911	3:03.133	137.9	22:54.690
12	1	1:48.275	33.820	36.993	37.462	134.3	24:42.965
13	1	1:44.213	29.379	36.989	37.845	168.2	26:27.178
14	1	1:45.589	29.814	37.743	38.032	175.0	28:12.767
15	1	1:43.250	29.147	37.028	37.075	180.9	29:56.017
16	1	1:43.429	29.262	36.957	37.210	166.7	31:39.446
17	1	1:45.171	29.230	37.579	38.362	176.8	33:24.617
18	1	1:43.804	29.181	36.612	38.011	169.0	35:08.421
19	1	1:43.469	28.993	36.718	37.758	179.7	36:51.890
20	1	1:43.065	29.216	36.636	37.213	183.1	38:34.955
21	1	1:44.741	29.630	37.143	37.968	172.2	40:19.696
22	1	1:43.566	29.195	36.975	37.396	184.6	42:03.262
23	1	1:43.350	29.020	36.549	37.781	182.1	43:46.612
24	1	1:44.268	29.228	37.586	37.454	176.8	45:30.880
25	1	1:42.555	28.865	36.535	37.155	183.1	47:13.435

32
Porsche 356 (B) 2000 GS Carrera 2 coupé 1962
1.Marie-Claude FIRMENICH — F

Lap	D	Time	Sector 1	Sector 2	Sector 3	T. Spd	Elapsed
1	1	2:08.558	44.252	41.799	42.507		2:08.558
2	1	1:55.443	32.884	40.467	42.092	162.2	4:04.001
3	1	1:54.558	31.895	41.098	41.565	176.2	5:58.559
4	1	1:52.746	31.696	40.406	40.644	181.8	7:51.305
5	1	1:54.423	31.600	41.183	41.640	184.0	9:45.728
6	1	1:53.132	31.490	40.342	41.300	185.6	11:38.860
7	1	1:53.893	32.792	40.142	40.959	179.7	13:32.753
8	1	1:52.091	32.324	39.158	40.609	181.8	15:24.844
9	1	1:52.626	31.105	40.022	41.499	175.6	17:17.470
10	1	1:52.096	31.419	39.859	40.818	170.3	19:09.566
11	1	1:50.692	30.287	39.672	40.733	183.4	21:00.258
12	1	4:22.267 B	32.042	39.625	3:10.600	165.4	25:22.525
13	1	1:59.440	38.057	40.110	41.273	116.6	27:21.965
14	1	1:51.673	31.086	39.612	40.975	180.3	29:13.638
15	1	1:53.132	31.536	40.195	41.401	181.2	31:06.770
16	1	1:52.249	31.096	39.455	41.698	180.0	32:59.019
17	1	1:53.033	31.386	40.751	40.896	180.0	34:52.052
18	1	1:51.502	31.117	39.530	40.855	184.0	36:43.554
19	1	1:51.505	31.301	39.525	40.679	166.7	38:35.059
20	1	1:52.487	31.605	39.568	41.314	166.9	40:27.546
21	1	1:52.097	31.337	39.599	41.161	179.7	42:19.643
22	1	1:51.615	30.997	39.841	40.777	180.9	44:11.258
23	1	1:50.775	31.053	38.907	40.815	182.7	46:02.033
24	1	1:52.272	32.152	39.436	40.684	179.7	47:54.305

33
MG B 1965
1.Georges ROCCHIETTA — F
2.Charles-Edouard ROUSSE

Lap	D	Time	Sector 1	Sector 2	Sector 3	T. Spd	Elapsed
1	1	1:58.490	38.459	39.334	40.697		1:58.490
2	1	1:52.516	31.620	39.194	41.702	168.7	3:51.006
3	1	1:52.253	32.197	39.600	40.456	160.2	5:43.259
4	1	1:51.116	31.170	39.574	40.372	165.4	7:34.375
5	1	1:50.296	30.921	38.950	40.425	177.3	9:24.671
6	1	1:49.230	30.593	38.844	39.793	175.9	11:13.901
7	1	1:49.377	30.235	38.950	40.192	181.2	13:03.278
8	1	1:48.962	30.278	38.677	40.007	180.0	14:52.240
9	1	1:48.859	29.921	38.782	40.156	176.2	16:41.099
10	1	1:49.435	29.938	38.682	40.815	179.7	18:30.534
11	1	1:49.381	30.013	38.865	40.503	181.5	20:19.915
12	1	4:25.257 B	30.638	38.942	3:15.677	167.2	24:45.172
13	1	1:55.364	36.513	38.866	39.985	118.9	26:40.536
14	1	1:49.108	30.141	38.513	40.454	180.9	28:29.644
15	1	1:48.451	29.964	38.659	39.828	177.3	30:18.095
16	1	1:48.814	30.337	38.827	39.650	174.2	32:06.909
17	1	1:48.264	29.800	38.593	39.871	179.4	33:55.173
18	1	1:49.199	30.041	38.967	40.191	181.2	35:44.372
19	1	1:48.562	29.842	38.778	39.942	184.3	37:32.934
20	1	1:47.942	29.755	38.169	40.018	187.8	39:20.876
21	1	1:49.615	30.350	38.510	40.755	178.8	41:10.491
22	1	1:48.677	29.867	38.679	40.131	180.6	42:59.168
23	1	1:47.646	29.782	38.261	39.603	179.7	44:46.814
24	1	1:47.583	29.680	38.086	39.817	182.4	46:34.397
25	1	1:49.382	29.847	38.790	40.745	181.5	48:23.779

34
Morgan Plus 4 Super Sports 1962
1.Christophe PRIM — F

Lap	D	Time	Sector 1	Sector 2	Sector 3	T. Spd	Elapsed
1	1	2:03.925	40.965	41.864	41.096		2:03.925
2	1	1:52.624	31.517	40.462	40.645	169.8	3:56.549
3	1	1:51.566	30.771	40.636	40.159	178.2	5:48.115
4	1	1:50.493	30.445	39.720	40.328	179.4	7:38.608
5	1	1:50.790	30.959	39.196	40.635	178.8	9:29.398
6	1	1:49.977	30.541	39.576	39.860	179.1	11:19.375
7	1	1:48.891	30.208	38.775	39.908	179.7	13:08.266
8	1	1:49.569	30.345	39.134	40.090	179.4	14:57.835
9	1	1:50.401	30.092	39.418	40.891	180.0	16:48.236
10	1	1:49.471	30.671	38.721	40.079	179.1	18:37.707
11	1	1:50.252	30.479	39.223	40.550	173.9	20:27.959
12	1	4:07.705 B	30.239	38.858	2:58.608	175.3	24:35.664
13	1	1:58.248	38.251	39.502	40.495	119.7	26:33.912
14	1	1:50.097	30.258	38.799	41.040	180.6	28:24.009
15	1	1:50.170	30.840	39.182	40.148	177.9	30:14.179
16	1	1:51.728	30.607	39.894	41.227	176.8	32:05.907
17	1	1:48.810	30.181	38.761	39.868	178.8	33:54.717

THE BEAUTIFUL WATCH
HISTORIC RACING BY PETER AUTO

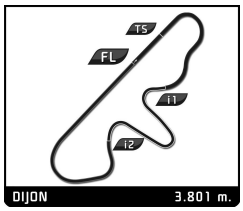

THE GENTLEMEN CHALLENGE 2
GRAND PRIX DE L'AGE D'OR
RACE 1

Sector Analysis

Personal Best | Session Best | **B** Crossing the finish line in pit lane

Lap	D	Time	Sector 1	Sector 2	Sector 3	T. Spd	Elapsed
18	1	1:48.925	30.102	38.865	39.958	180.3	35:43.642
19	1	1:48.862	30.103	38.803	39.956	178.8	37:32.504
20	1	1:50.821	30.818	39.889	40.114	179.1	39:23.325
21	1	1:48.464	30.085	38.527	39.852	178.8	41:11.789
22	1	1:48.014	29.953	38.364	39.697	180.3	42:59.803
23	1	1:47.796	29.821	38.146	39.829	180.3	44:47.599
24	1	1:48.297	29.927	38.208	40.162	183.1	46:35.896

38 Porsche 356 (C) 2000 GS Carrera 2 coupé 1964
1.Gabriel BALTHAZARD
2.Didier MARIS
F

Lap	D	Time	Sector 1	Sector 2	Sector 3	T. Spd	Elapsed
1	1	1:54.942	37.245	37.948	39.749		1:54.942
2	1	1:49.105	31.053	37.949	40.103	183.1	3:44.047
3	1	1:50.171	30.628	39.408	40.135	187.8	5:34.218
4	1	1:49.574	30.664	38.710	40.200	187.8	7:23.792
5	1	1:47.801	30.106	38.054	39.641	190.1	9:11.593
6	1	1:47.825	30.092	38.133	39.600	188.5	10:59.418
7	1	1:46.931	29.735	37.979	39.217	188.2	12:46.349
8	1	1:47.423	30.317	37.596	39.510	184.6	14:33.772
9	1	1:48.043	30.081	38.201	39.761	189.1	16:21.815
10	1	1:46.835	29.719	37.834	39.282	190.1	18:08.650
11	1	4:08.670 **B**	29.828	38.089	3:00.753	186.9	22:17.320
12	2	1:52.806	35.931	37.364	39.511	124.0	24:10.126
13	2	1:47.420	29.744	38.480	39.196	181.2	25:57.546
14	2	1:45.850	29.452	37.449	38.949	190.1	27:43.396
15	2	1:45.378	29.339	37.144	38.895	189.1	29:28.774
16	2	1:46.175	29.665	37.388	39.122	187.5	31:14.949
17	2	1:46.089	29.468	37.458	39.163	193.5	33:01.038
18	2	1:48.397	30.071	39.346	38.980	175.3	34:49.435
19	2	1:45.637	29.471	37.100	39.066	180.3	36:35.072
20	2	1:45.722	29.578	37.312	38.832	184.0	38:20.794
21	2	1:45.766	30.094	37.059	38.613	180.3	40:06.560
22	2	1:45.179	29.297	37.290	38.592	183.7	41:51.739
23	2	1:47.176	29.333	38.898	38.945	174.2	43:38.915
24	2	1:46.131	29.420	37.352	39.359	180.6	45:25.046
25	2	1:46.621	29.522	37.292	39.807	186.5	47:11.667

45 Alfa Romeo Giulia TZ 1965
1.Carlo VÖGELE
F

Lap	D	Time	Sector 1	Sector 2	Sector 3	T. Spd	Elapsed
1	1	1:45.742	32.352	36.939	36.451		1:45.742
2	1	1:41.925	28.334	37.116	36.475	187.2	3:27.667
3	1	1:42.240	28.734	36.826	36.680	182.4	5:09.907
4	1	1:42.881	28.880	37.104	36.897	177.6	6:52.788
5	1	1:42.093	28.740	36.612	36.741	183.4	8:34.881
6	1	1:43.187	28.859	37.491	36.837	185.2	10:18.068
7	1	1:43.203	28.628	37.656	36.919	187.5	12:01.271
8	1	1:43.902	28.845	37.985	37.072	179.1	13:45.173
9	1	1:43.099	29.177	36.899	37.023	182.7	15:28.272
10	1	1:43.346	28.900	37.185	37.261	190.1	17:11.618
11	1	1:43.336	28.795	37.147	37.394	182.7	18:54.954
12	1	1:43.606	29.036	37.554	37.016	180.0	20:38.560
13	1	4:05.450 **B**	29.145	37.633	2:58.672	178.5	24:44.010
14	1	1:46.683	33.380	36.256	37.047	133.5	26:30.693
15	1	1:41.493	28.084	36.929	36.480	185.2	28:12.186
16	1	1:41.397	28.268	36.203	36.926	185.9	29:53.583
17	1	1:42.272	28.660	36.788	36.824	182.7	31:35.855
18	1	1:42.318	28.533	36.939	36.846	185.6	33:18.173
19	1	1:44.040	29.284	38.065	36.691	184.3	35:02.213
20	1	1:41.761	28.173	36.772	36.816	190.8	36:43.974
21	1	1:42.339	28.229	37.175	36.935	186.5	38:26.313
22	1	1:42.349	28.474	36.917	36.958	182.7	40:08.662
23	1	1:42.683	28.687	37.273	36.723	179.4	41:51.345
24	1	1:43.715	28.625	37.601	37.489	181.5	43:35.060
25	1	1:43.280	28.867	37.246	37.167	179.4	45:18.340
26	1	1:43.704	28.907	37.751	37.046	184.0	47:02.044

49 Porsche 356 (C) SC coupé 1965
1.Bill STEPHENS
2.Will STEPHENS
F

Lap	D	Time	Sector 1	Sector 2	Sector 3	T. Spd	Elapsed
1	1	2:05.015	41.560	42.148	41.307		2:05.015
2	1	1:54.528	32.464	40.921	41.143	181.8	3:59.543
3	1	1:55.546	32.619	40.883	42.044	179.7	5:55.089
4	1	1:54.970	32.259	41.344	41.367	183.4	7:50.059
5	1	1:54.821	32.165	41.550	41.106	188.2	9:44.880
6	1	1:54.160	31.952	41.610	40.598	185.2	11:39.040
7	1	1:53.669	31.808	40.537	41.324	184.3	13:32.709
8	1	1:54.332	33.329	40.825	40.178	185.6	15:27.041
9	1	1:53.361	32.008	40.611	40.742	187.8	17:20.402
10	1	4:19.224 **B**	32.154	41.811	3:05.259	182.7	21:39.626
11	2	1:54.074	36.598	38.215	39.261	119.1	23:33.700
12	2	1:46.976	29.216	38.286	39.474	190.5	25:20.676
13	2	1:47.707	29.417	39.328	38.962	189.8	27:08.383
14	2	1:46.967	29.382	38.675	38.910	190.1	28:55.350
15	2	1:48.580	29.683	39.143	39.754	191.5	30:43.930
16	2	1:46.752	29.078	38.567	39.107	191.5	32:30.682
17	2	1:47.546	29.297	38.826	39.423	189.5	34:18.228
18	2	1:46.592	29.155	38.562	38.875	190.5	36:04.820
19	2	1:47.451	29.983	38.150	39.318	186.5	37:52.271
20	2	1:46.461	29.059	38.476	38.926	190.1	39:38.732
21	2	1:46.769	29.233	38.674	38.862	190.1	41:25.501
22	2	1:46.057	28.874	38.338	38.845	189.5	43:11.558
23	2	1:46.269	29.155	38.196	38.918	190.8	44:57.827
24	2	1:45.647	28.813	38.372	38.462	191.8	46:43.474

53 TVR Grantura Mk III 1965
1.Guy GRANT
F

Lap	D	Time	Sector 1	Sector 2	Sector 3	T. Spd	Elapsed
1	1	2:06.717	42.435	41.882	42.400		2:06.717
2	1	1:54.230	31.338	40.919	41.973	180.9	4:00.947
3	1	1:54.451	31.799	40.493	42.159	179.4	5:55.398
4	1	1:53.493	32.359	39.586	41.548	181.2	7:48.891
5	1	1:51.640	31.497	39.661	40.482	177.0	9:40.531
6	1	1:51.768	31.297	39.346	41.125	179.7	11:32.299
7	1	1:51.178	31.425	39.204	40.549	176.2	13:23.477
8	1	1:50.985	30.898	39.554	40.533	180.6	15:14.462
9	1	1:50.986	30.718	39.796	40.472	179.4	17:05.448
10	1	1:51.420	31.358	39.649	40.413	179.1	18:56.868
11	1	4:13.299 **B**	30.770	38.863	3:03.666	181.8	23:10.167
12	1	1:59.442	38.566	40.043	40.833	113.8	25:09.609
13	1	1:49.042	30.479	38.743	39.820	180.9	26:58.651
14	1	1:55.407	30.588	44.618	40.201	180.9	28:54.058
15	1	1:49.787	30.737	38.851	40.199	180.9	30:43.845
16	1	1:50.097	30.769	38.747	40.581	183.1	32:33.942
17	1	1:49.924	30.686	39.159	40.079	180.3	34:23.866
18	1	1:48.806	30.341	38.223	40.242	181.2	36:12.672
19	1	1:49.665	30.659	38.875	40.131	179.4	38:02.337
20	1	1:51.371	31.089	39.974	40.308	179.4	39:53.708

THE BEAUTIFUL WATCH
HISTORIC RACING BY PETER AUTO

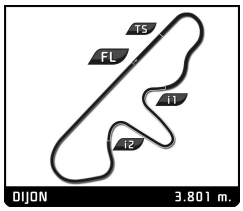

THE GENTLEMEN CHALLENGE 2
GRAND PRIX DE L'AGE D'OR
RACE 1

Sector Analysis

Personal Best | Session Best | **B** Crossing the finish line in pit lane

Lap	D	Time	Sector 1	Sector 2	Sector 3	T. Spd	Elapsed
21	1	1:50.884	30.798	39.329	40.757	182.7	41:44.592
22	1	1:50.797	30.757	39.357	40.683	177.6	43:35.389
23	1	1:50.460	30.812	39.186	40.462	174.5	45:25.849
24	1	1:49.372	30.504	38.857	40.011	175.0	47:15.221

58 Porsche 904/6 Carrera GTS 1965
1.Yves VÖGELE F

Lap	D	Time	Sector 1	Sector 2	Sector 3	T. Spd	Elapsed
1	1	1:44.135	31.440	36.354	36.341		1:44.135
2	1	1:40.429	28.246	36.146	36.037	181.2	3:24.564
3	1	1:41.141	28.648	36.495	35.998	179.4	5:05.705
4	1	1:39.915	27.991	36.332	35.592	184.6	6:45.620
5	1	1:41.075	28.341	36.782	35.952	177.6	8:26.695
6	1	1:42.248	28.413	37.870	35.965	183.4	10:08.943
7	1	1:42.837	28.497	37.786	36.554	169.5	11:51.780
8	1	1:42.097	28.670	37.326	36.101	185.6	13:33.877
9	1	1:43.996	30.690	37.371	35.935	179.4	15:17.873
10	1	1:41.873	28.259	37.664	35.950	197.4	16:59.746
11	1	4:07.812 B	28.520	37.068	3:02.224	179.4	21:07.558
12	1	1:46.496	34.571	36.307	35.618	139.2	22:54.054
13	1	1:40.071	27.704	36.456	35.911	196.4	24:34.125
14	1	1:39.820	27.933	36.580	35.307	193.5	26:13.945
15	1	1:40.785	27.880	36.204	36.701	208.5	27:54.730
16	1	1:40.809	28.226	36.738	35.845	188.5	29:35.539
17	1	1:40.965	28.668	36.614	35.683	184.9	31:16.504
18	1	1:43.317	28.967	37.104	37.246	187.5	32:59.821
19	1	1:40.616	28.426	36.659	35.531	181.8	34:40.437
20	1	1:41.615	28.764	36.771	36.080	183.7	36:22.052
21	1	1:42.339	28.871	37.438	36.030	176.2	38:04.391
22	1	1:43.816	29.419	37.504	36.893	190.5	39:48.207
23	1	1:41.042	28.375	36.658	36.009	177.6	41:29.249
24	1	1:41.326	28.827	36.726	35.773	184.9	43:10.575
25	1	1:41.323	28.252	36.708	36.363	187.5	44:51.898
26	1	1:43.516	29.841	36.889	36.786	184.0	46:35.414

60 Porsche 904/4 Carrera GTS 1964
1.Peter VÖGELE F

Lap	D	Time	Sector 1	Sector 2	Sector 3	T. Spd	Elapsed
1	1	1:50.559	35.179	37.775	37.605		1:50.559
2	1	1:43.490	28.943	36.809	37.738	203.4	3:34.049
3	1	1:43.998	29.261	37.006	37.731	184.3	5:18.047
4	1	1:44.330	29.682	37.005	37.643	185.9	7:02.377
5	1	1:44.839	29.879	37.282	37.678	180.0	8:47.216
6	1	1:44.228	29.352	37.392	37.484	202.2	10:31.444
7	1	1:44.881	29.883	37.334	37.664	186.5	12:16.325
8	1	1:43.831	29.409	36.771	37.651	194.6	14:00.156
9	1	1:43.237	29.060	36.863	37.314	197.1	15:43.393
10	1	1:42.827	28.833	36.678	37.316	191.5	17:26.220
11	1	4:04.539 B	29.262	37.563	2:57.714	190.8	21:30.759
12	1	1:49.136	34.917	36.555	37.664	129.3	23:19.895
13	1	1:44.453	29.421	37.524	37.508	185.2	25:04.348
14	1	1:45.971	29.446	38.918	37.607	185.6	26:50.319
15	1	1:43.015	28.947	36.788	37.280	190.1	28:33.334
16	1	1:43.325	28.824	36.758	37.743	188.2	30:16.659
17	1	1:44.061	29.492	37.307	37.262	190.8	32:00.720
18	1	1:42.442	28.677	36.527	37.238	193.9	33:43.162
19	1	1:42.239	28.745	36.547	36.947	188.5	35:25.401
20	1	1:43.224	29.204	36.765	37.255	193.9	37:08.625
21	1	1:43.290	28.817	36.391	38.082	196.4	38:51.915
22	1	1:41.995	28.645	36.439	36.911	202.2	40:33.910
23	1	1:43.366	28.799	36.634	37.933	194.2	42:17.276
24	1	1:42.618	28.809	36.626	37.183	198.9	43:59.894
25	1	1:42.708	28.744	36.816	37.148	201.1	45:42.602
26	1	1:43.157	29.365	36.442	37.350	190.5	47:25.759

71 Triumph TR4 1965
1.Laurent CHARBONNEAU F

Lap	D	Time	Sector 1	Sector 2	Sector 3	T. Spd	Elapsed
1	1	2:17.456	46.573	45.056	45.827		2:17.456
2	1	2:04.207	34.750	44.251	45.206	159.3	4:21.663
3	1	2:02.613	34.445	43.321	44.847	159.8	6:24.276
4	1	2:02.035	34.100	43.353	44.582	159.5	8:26.311
5	1	2:01.776	33.975	43.233	44.568	165.1	10:28.087
6	1	2:02.786	33.608	44.253	44.925	168.5	12:30.873
7	1	2:00.767	33.584	42.837	44.346	163.1	14:31.640
8	1	2:01.474	34.135	43.021	44.318	168.2	16:33.114
9	1	1:59.702	33.001	42.459	44.242	164.6	18:32.816
10	1	4:34.886 B	33.660	42.241	3:18.985	162.4	23:07.702
11	1	2:07.943	40.750	43.398	43.795	116.3	25:15.645
12	1	2:00.268	34.019	42.950	43.299	162.7	27:15.913
13	1	2:00.656	33.956	42.702	43.998	165.6	29:16.569
14	1	1:57.795	33.400	41.365	43.030	158.6	31:14.364
15	1	1:57.523	33.609	41.373	42.541	170.3	33:11.887
16	1	13:04.125 B	32.443	41.790	...	165.6	46:16.012

72 Austin-Healey 3000 Mk I 1962
1.François FILLON
2.André RAULIN F

Lap	D	Time	Sector 1	Sector 2	Sector 3	T. Spd	Elapsed
1	2	1:58.079	39.288	39.898	38.893		1:58.079
2	2	1:46.535	30.134	37.991	38.410	171.4	3:44.614
3	2	1:47.967	30.620	38.474	38.873	174.5	5:32.581
4	2	1:48.597	30.738	38.819	39.040	175.3	7:21.178
5	2	1:48.093	30.552	38.794	38.747	170.9	9:09.271
6	2	1:47.100	30.574	38.046	38.480	171.2	10:56.371
7	2	1:47.736	30.211	39.060	38.465	175.6	12:44.107
8	2	1:47.089	30.198	38.295	38.596	181.8	14:31.196
9	2	1:47.472	30.332	38.339	38.801	179.7	16:18.668
10	2	1:47.146	30.415	38.262	38.469	177.9	18:05.814
11	2	1:48.455	30.389	38.780	39.286	178.5	19:54.269
12	2	4:11.942 B	30.517	39.022	3:02.403	181.2	24:06.211
13	1	1:58.873	38.183	40.903	39.787	135.5	26:05.084
14	1	1:50.358	31.166	40.305	38.887	180.9	27:55.442
15	1	1:51.003	30.969	41.178	38.856	191.2	29:46.445
16	1	1:49.154	31.068	39.593	38.493	183.4	31:35.599
17	1	1:49.082	31.133	39.215	38.734	178.5	33:24.681
18	1	1:49.888	31.059	40.102	38.727	167.2	35:14.569
19	1	1:48.787	30.659	39.198	38.930	177.6	37:03.356
20	1	1:48.717	30.699	39.177	38.841	177.6	38:52.073
21	1	1:48.695	30.738	39.058	38.899	179.1	40:40.768
22	1	1:49.238	30.790	39.225	39.223	180.3	42:30.006
23	1	1:49.513	31.934	38.834	38.745	178.5	44:19.519
24	1	1:47.695	30.654	38.709	38.332	175.9	46:07.214
25	1	1:47.160	30.481	38.480	38.199	179.4	47:54.374

87 TVR Grantura Mk III 1965
1.Mark ASHWORTH F

Lap	D	Time	Sector 1	Sector 2	Sector 3	T. Spd	Elapsed
1	1	1:55.597	37.716	38.092	39.789		1:55.597
2	1	1:49.378	30.913	38.834	39.631	173.4	3:44.975

THE BEAUTIFUL WATCH
HISTORIC RACING BY PETER AUTO

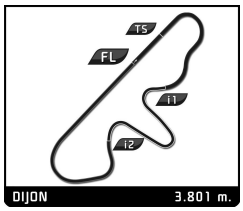

THE GENTLEMEN CHALLENGE 2
GRAND PRIX DE L'AGE D'OR
RACE 1

Sector Analysis

Personal Best | Session Best | **B** Crossing the finish line in pit lane

Lap	D	Time	Sector 1	Sector 2	Sector 3	T. Spd	Elapsed
3	1	1:49.322	30.719	38.814	39.789	175.0	5:34.297
4	1	1:47.792	30.191	38.350	39.251	173.6	7:22.089
5	1	1:48.234	30.161	38.823	39.250	174.8	9:10.323
6	1	1:47.433	30.071	38.199	39.163	182.7	10:57.756
7	1	1:47.452	29.628	38.593	39.231	178.5	12:45.208
8	1	1:46.870	29.721	37.958	39.191	176.5	14:32.078
9	1	1:47.467	29.817	38.626	39.024	182.7	16:19.545
10	1	1:47.043	29.895	38.153	38.995	184.0	18:06.588
11	1	4:45.472 B	29.897	38.500	3:37.075	175.6	22:52.060
12	1	1:51.375	34.338	38.026	39.011	129.2	24:43.435
13	1	1:47.565	30.868	37.630	39.067	163.9	26:31.000
14	1	1:45.880	29.183	37.652	39.045	178.2	28:16.880
15	1	1:47.428	29.723	38.230	39.475	180.6	30:04.308
16	1	1:47.762	30.133	38.320	39.309	166.2	31:52.070
17	1	1:46.863	29.575	37.805	39.483	179.4	33:38.933
18	1	1:47.453	29.462	38.414	39.577	175.9	35:26.386
19	1	1:46.226	29.649	37.607	38.970	180.9	37:12.612
20	1	1:46.344	29.375	37.890	39.079	182.7	38:58.956
21	1	1:45.899	29.610	37.560	38.729	171.4	40:44.855
22	1	1:45.674	29.125	37.568	38.981	178.8	42:30.529
23	1	1:46.647	30.043	37.418	39.186	188.2	44:17.176
24	1	1:46.131	29.518	38.081	38.532	179.1	46:03.307
25	1	1:48.579	30.006	38.904	39.669	169.5	47:51.886

220 Austin-Healey 3000 Mk II 1962
1.Jean-Pascal CUEREL — F

Lap	D	Time	Sector 1	Sector 2	Sector 3	T. Spd	Elapsed
1	1	1:49.965	34.445	37.808	37.712		1:49.965
2	1	1:45.853	30.431	37.644	37.778	176.8	3:35.818
3	1	1:45.722	30.261	37.642	37.819	190.1	5:21.540
4	1	1:46.037	29.986	38.095	37.956	192.2	7:07.577
5	1	1:44.545	29.417	37.427	37.701	196.4	8:52.122
6	1	1:45.052	29.995	37.362	37.695	204.9	10:37.174
7	1	1:45.245	29.701	37.767	37.777	200.4	12:22.419
8	1	1:44.932	30.034	37.597	37.301	200.0	14:07.351
9	1	1:44.725	29.797	37.219	37.709	194.2	15:52.076
10	1	4:05.325 B	29.812	37.765	2:57.748	200.0	19:57.401
11	1	1:50.403	35.013	37.680	37.710	132.4	21:47.804
12	1	1:45.345	29.585	37.703	38.057	199.3	23:33.149
13	1	1:44.797	29.371	37.193	38.233	196.4	25:17.946
14	1	1:46.262	31.026	37.839	37.397	185.6	27:04.208
15	1	1:45.193	29.581	37.784	37.828	202.2	28:49.401
16	1	1:45.912	30.111	37.997	37.804	202.2	30:35.313
17	1	1:45.346	29.887	37.937	37.522	205.3	32:20.659
18	1	1:45.276	29.807	37.356	38.113	204.9	34:05.935
19	1	1:43.921	29.540	37.140	37.241	201.5	35:49.856
20	1	1:44.185	29.272	37.337	37.576	198.5	37:34.041
21	1	1:45.696	29.619	37.853	38.224	196.7	39:19.737
22	1	1:45.334	29.868	37.647	37.819	206.1	41:05.071
23	1	1:45.151	29.576	38.008	37.567	198.5	42:50.222
24	1	1:47.922	30.071	39.663	38.188	190.8	44:38.144
25	1	1:45.463	30.238	37.532	37.693	191.8	46:23.607
26	1	1:45.284	29.909	37.830	37.545	201.5	48:08.891

244 Austin-Healey 3000 Mk II 1962
1. MOZ — F

Lap	D	Time	Sector 1	Sector 2	Sector 3	T. Spd	Elapsed
1	1	2:00.025	38.903	40.895	40.227		2:00.025
2	1	1:50.830	31.747	39.409	39.674	173.9	3:50.855
3	1	1:50.314	31.692	39.345	39.277	163.6	5:41.169
4	1	1:51.813	31.466	40.783	39.564	168.0	7:32.982
5	1	1:49.704	31.080	39.511	39.113	164.9	9:22.686
6	1	1:48.629	30.499	39.038	39.092	176.8	11:11.315
7	1	1:50.284	31.049	40.015	39.220	173.4	13:01.599
8	1	1:48.444	30.667	38.726	39.051	172.0	14:50.043
9	1	1:48.103	30.493	38.684	38.926	181.2	16:38.146
10	1	1:48.745	30.143	39.036	39.566	178.5	18:26.891
11	1	4:29.811 B	30.211	38.608	3:20.992	181.5	22:56.702
12	1	1:54.022	35.700	38.831	39.491	130.0	24:50.724
13	1	1:48.199	30.441	38.736	39.022	182.4	26:38.923
14	1	1:48.352	30.122	38.857	39.373	184.9	28:27.275
15	1	1:48.084	30.188	38.615	39.281	181.8	30:15.359
16	1	1:49.460	30.455	39.566	39.439	183.7	32:04.819
17	1	1:47.706	30.436	38.386	38.884	183.1	33:52.525
18	1	1:47.758	30.063	38.448	39.247	186.5	35:40.283
19	1	1:49.647	30.466	40.145	39.036	180.9	37:29.930
20	1	1:47.779	30.308	38.441	39.030	187.2	39:17.709
21	1	1:47.694	30.199	38.547	38.948	185.9	41:05.403
22	1	1:48.173	30.838	38.679	38.656	176.5	42:53.576
23	1	1:48.164	30.476	38.656	39.032	178.8	44:41.740
24	1	1:47.747	30.137	38.636	38.974	186.2	46:29.487
25	1	1:48.557	30.599	38.517	39.441	184.0	48:18.044

255 Morgan Plus 4 Super Sports 1965
1.Gonzague THEOL — F

Lap	D	Time	Sector 1	Sector 2	Sector 3	T. Spd	Elapsed
1	1	1:59.845	38.931	40.293	40.621		1:59.845
2	1	1:50.746	31.317	38.932	40.497	169.8	3:50.591
3	1	1:49.380	30.888	38.365	40.127	169.3	5:39.971
4	1	1:48.911	30.140	38.513	40.258	176.2	7:28.882
5	1	1:48.347	30.070	38.402	39.875	179.4	9:17.229
6	1	1:48.245	29.831	38.439	39.975	180.9	11:05.474
7	1	1:47.801	29.728	37.989	40.084	178.5	12:53.275
8	1	1:47.149	29.619	37.828	39.702	177.9	14:40.424
9	1	1:48.658	29.608	38.851	40.199	178.2	16:29.082
10	1	4:11.962 B	29.874	38.417	3:03.671	180.9	20:41.044
11	1	1:56.203	37.888	38.257	40.058	105.5	22:37.247
12	1	1:47.482	29.789	38.098	39.595	179.1	24:24.729
13	1	1:46.975	29.646	37.871	39.458	179.4	26:11.704
14	1	1:48.358	29.987	38.758	39.613	180.0	28:00.062
15	1	1:47.932	29.785	38.017	40.130	180.0	29:47.994
16	1	1:47.864	29.755	38.412	39.697	175.6	31:35.858
17	1	1:51.006	31.058	40.297	39.651	177.3	33:26.864
18	1	1:49.248	29.671	39.693	39.884	180.9	35:16.112
19	1	1:48.710	29.781	38.883	40.046	176.2	37:04.822
20	1	1:49.376	29.748	38.864	40.764	176.5	38:54.198
21	1	1:48.277	29.658	38.434	40.185	180.3	40:42.475
22	1	1:48.997	29.395	39.203	40.399	181.5	42:31.472
23	1	1:49.599	30.737	38.951	39.911	183.7	44:21.071
24	1	1:47.491	29.545	38.720	39.226	183.1	46:08.562
25	1	1:47.280	29.650	38.277	39.353	180.9	47:55.842

THE BEAUTIFUL WATCH
HISTORIC RACING BY PETER AUTO