

THE GENTLEMEN CHALLENGE 1

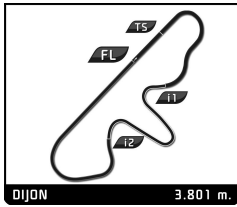
GRAND PRIX DE L'AGE D'OR

RACE 2

Sector Analysis

■ Personal Best
 ■ Session Best
 ■ Crossing the finish line in pit lane

Lap	D	Time	Sector 1	Sector 2	Sector 3	T. Spd	Elapsed	Lap	D	Time	Sector 1	Sector 2	Sector 3	T. Spd	Elapsed
7 Ferrari 250 GT SWB 1960 1. Vincent GAYE															
1	1	1:45.492	34.983	35.882	34.627		1:45.492	26	2	1:39.194	27.405	36.269	35.520	188.5	45:29.218
2	1	1:39.782	28.798	35.728	35.256	179.4	3:25.274	17 Lister Knobbly Chevrolet 1958 1. Luc-Pierre VERQUIN							
3	1	1:39.951	28.662	35.676	35.613	168.7	5:05.225	1	1	1:41.767	32.185	35.786	33.796		1:41.767
4	1	1:40.320	28.657	35.853	35.810	174.5	6:45.545	2	1	1:38.884	28.340	36.151	34.393	189.5	3:20.651
5	1	1:40.472	29.586	35.774	35.112	164.9	8:26.017	3	1	1:39.361	28.336	36.574	34.451	184.9	5:00.012
6	1	1:39.535	28.365	35.794	35.376	183.4	10:05.552	4	1	1:38.300	27.887	35.845	34.568	196.7	6:38.312
7	1	1:41.033	29.251	36.066	35.716	175.0	11:46.585	5	1	1:37.958	28.015	35.609	34.334	202.2	8:16.270
8	1	1:39.453	28.442	35.725	35.286	183.4	13:26.038	6	1	1:38.747	28.229	35.994	34.524	196.4	9:55.017
9	1	1:40.344	28.758	35.964	35.622	180.6	15:06.382	7	1	1:37.229	27.619	35.174	34.436	211.8	11:32.246
10	1	1:40.269	28.846	35.777	35.646	181.5	16:46.651	8	1	1:37.346	27.636	35.374	34.336	218.2	13:09.592
11	1	1:40.840	28.859	36.208	35.773	175.6	18:27.491	9	1	1:38.070	28.444	35.352	34.274	192.5	14:47.662
12	1	4:10.148 B	28.875	36.818	3:04.455	182.7	22:37.639	10	1	1:38.651	28.166	35.675	34.810	194.9	16:26.313
13	1	1:50.000	36.664	37.117	36.219	128.6	24:27.639	11	1	1:38.671	28.504	35.717	34.450	193.9	18:04.984
14	1	1:41.837	29.160	36.639	36.038	181.5	26:09.476	12	1	4:01.931 B	28.415	35.702	2:57.814	188.2	22:06.915
15	1	1:41.365	29.013	36.377	35.975	175.6	27:50.841	13	1	1:44.761	34.169	35.830	34.762	153.4	23:51.676
16	1	1:41.324	29.002	36.527	35.795	172.0	29:32.165	14	1	1:37.346	28.134	35.031	34.181	198.5	25:29.022
17	1	1:42.144	29.597	36.755	35.792	173.6	31:14.309	15	1	1:39.081	27.877	36.992	34.212	207.7	27:08.103
18	1	1:40.628	28.710	36.375	35.543	177.9	32:54.937	16	1	1:38.000	28.089	35.584	34.327	193.2	28:46.103
19	1	1:40.806	29.066	36.152	35.588	178.5	34:35.743	17	1	1:38.308	27.666	36.108	34.534	210.5	30:24.411
20	1	1:41.102	28.890	36.433	35.779	173.9	36:16.845	18	1	1:38.379	28.384	35.537	34.458	206.1	32:02.790
21	1	1:41.949	29.905	36.234	35.810	176.8	37:58.794	19	1	1:39.658	28.416	35.473	35.769	200.4	33:42.448
22	1	1:40.656	28.773	36.092	35.791	180.3	39:39.450	20	1	1:37.944	27.887	35.734	34.323	210.5	35:20.392
23	1	1:41.125	28.869	36.733	35.523	178.2	41:20.575	21	1	1:40.341	28.104	36.605	35.632	202.2	37:00.733
24	1	1:40.829	28.919	36.454	35.456	177.3	43:01.404	22	1	1:38.348	28.150	35.792	34.406	213.9	38:39.081
25	1	1:42.685	29.471	36.935	36.279	180.0	44:44.089	23	1	1:38.073	28.006	35.861	34.206	194.6	40:17.154
26	1	1:41.611	28.787	36.612	36.212	185.6	46:25.700	24	1	1:37.865	27.851	35.520	34.494	206.9	41:55.019
11 Cooper T38 1955 1. Frederic WAKEMAN 2. Patrick BLAKENEY-EDWAR								20 Ferrari 250 GT SWB (C) 1961 1. Christian DUMOLIN							
1	1	1:44.220	33.429	36.346	34.445		1:44.220	1	1	1:52.837	36.173	38.089	38.575		1:52.837
2	1	1:39.503	27.970	36.207	35.326	177.0	3:23.723	2	1	1:48.480	31.456	38.121	38.903	165.6	3:41.317
3	1	1:39.468	27.591	36.736	35.141	182.1	5:03.191	3	1	1:49.013	31.327	38.333	39.353	154.9	5:30.330
4	1	1:39.890	27.681	36.587	35.622	177.9	6:43.081	4	1	1:49.296	31.638	39.412	38.246	157.4	7:19.626
5	1	1:39.359	27.561	36.673	35.125	189.1	8:22.440	5	1	1:48.954	31.588	38.834	38.532	157.0	9:08.580
6	1	1:40.306	27.728	36.532	36.046	195.7	10:02.746	6	1	1:48.037	31.044	38.357	38.636	165.9	10:56.617
7	1	1:38.897	27.393	36.575	34.929	194.2	11:41.643	7	1	1:49.180	31.165	39.636	38.379	166.4	12:45.797
8	1	1:38.412	27.263	36.142	35.007	196.4	13:20.055	8	1	1:46.567	30.064	38.088	38.415	183.4	14:32.364
9	1	1:38.182	27.537	35.745	34.900	187.2	14:58.237	9	1	1:49.486	32.299	38.722	38.465	177.0	16:21.850
10	1	1:38.250	27.129	35.762	35.359	199.6	16:36.487	10	1	1:48.598	30.799	39.582	38.217	175.3	18:10.448
11	1	1:38.924	28.222	35.619	35.083	180.9	18:15.411	11	1	1:49.485	31.502	38.904	39.079	157.7	19:59.933
12	1	1:38.417	27.267	35.904	35.246	192.5	19:53.828	12	1	4:40.490 B	30.570	38.784	3:31.136	177.9	24:40.423
13	1	3:58.126 B	26.926	36.328	2:54.872	194.9	23:51.954	13	1	1:51.445	35.416	38.626	37.403	139.2	26:31.868
14	2	1:48.146	36.844	35.738	35.564	136.2	25:40.100	14	1	1:48.352	30.479	38.943	38.930	190.1	28:20.220
15	2	1:38.330	27.437	36.017	34.876	189.5	27:18.430	15	1	1:48.789	30.833	38.667	39.289	188.8	30:09.009
16	2	1:38.160	27.629	35.673	34.858	192.9	28:56.590	16	1	1:48.246	30.399	39.252	38.595	176.5	31:57.255
17	2	1:38.563	27.149	36.212	35.202	188.5	30:35.153	17	1	1:46.782	29.778	38.441	38.563	196.0	33:44.037
18	2	1:38.614	27.279	36.302	35.033	187.8	32:13.767	18	1	1:47.530	29.924	40.102	37.504	195.7	35:31.567
19	2	1:38.657	27.441	35.882	35.334	186.9	33:52.424	19	1	1:48.155	30.333	38.344	39.478	170.6	37:19.722
20	2	1:38.716	27.481	35.812	35.423	188.2	35:31.140	20	1	1:47.309	30.753	38.472	38.084	183.7	39:07.031
21	2	1:39.258	27.378	36.461	35.419	198.9	37:10.398	21	1	1:47.724	30.966	38.363	38.395	164.4	40:54.755
22	2	1:40.158	28.067	36.498	35.593	179.4	38:50.556	22	1	1:47.557	30.572	38.572	38.413	184.6	42:42.312
23	2	1:39.430	27.812	35.988	35.630	187.5	40:29.986	23	1	1:47.570	30.377	38.649	38.544	175.6	44:29.882
24	2	1:40.808	28.351	36.274	36.183	177.6	42:10.794	24	1	1:47.349	30.382	38.544	38.423	179.7	46:17.231
25	2	1:39.230	27.438	36.089	35.703	190.1	43:50.024								

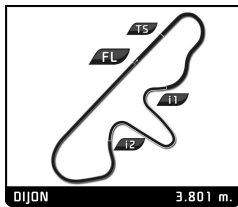


THE GENTLEMEN CHALLENGE 1
GRAND PRIX DE L'AGE D'OR
RACE 2

Sector Analysis

Personal Best Session Best B Crossing the finish line in pit lane

Lap	D	Time	Sector 1	Sector 2	Sector 3	T. Spd	Elapsed	Lap	D	Time	Sector 1	Sector 2	Sector 3	T. Spd	Elapsed	
22		Lister Jaguar Knobbly 1958 1.Charles de VILLAUCCOURT					E	2	1	1:57.434	32.787	42.239	42.408	165.1	4:07.475	
	1	1:43.582	32.520	36.242	34.820		1:43.582	3	1	1:57.195	33.490	41.801	41.904	154.9	6:04.670	
	2	1:38.229	27.843	35.780	34.606	180.0	3:21.811	4	1	1:55.815	32.572	41.084	42.159	171.4	8:00.485	
	3	1:39.274	27.817	36.410	35.047	179.7	5:01.085	5	1	1:56.236	32.792	41.383	42.061	167.2	9:56.721	
	4	1:38.231	27.518	35.811	34.902	185.6	6:39.316	6	1	1:55.872	32.767	40.907	42.198	173.4	11:52.593	
	5	1:38.647	27.830	35.902	34.915	189.1	8:17.963	7	1	1:56.877	33.028	41.509	42.340	165.9	13:49.470	
	6	1:41.567	28.848	37.361	35.358	188.5	9:59.530	8	1	1:55.883	32.904	40.824	42.155	168.7	15:45.353	
	7	1:37.714	27.828	35.617	34.269	188.2	11:37.244	9	1	1:57.248	33.666	41.786	41.796	165.6	17:42.601	
	8	1:38.405	27.873	35.756	34.776	184.6	13:15.649	10	1	1:54.976	32.445	40.835	41.696	165.9	19:37.577	
	9	1:38.915	27.642	35.832	35.441	184.0	14:54.564	11	1	1:55.559	32.571	41.242	41.746	167.4	21:33.136	
	10	1:38.469	27.662	36.356	34.451	183.7	16:33.033	12	1	1:54.938	32.204	40.679	42.055	168.7	23:28.074	
	11	4:04.787	B	28.188	35.860	3:00.739	178.8	20:37.820	13	1	4:18.902	B	32.456	41.051	3:05.395	27:46.976
	12	1:44.111	33.546	35.952	34.613	144.2	22:21.931	14	2	2:12.937	42.688	44.710	45.539	106.4	29:59.913	
	13	1:37.901	27.495	35.545	34.861	186.5	23:59.832	15	2	2:05.442	35.457	44.540	45.445	169.3	32:05.355	
	14	1:38.647	27.772	35.680	35.195	183.4	25:38.479	16	2	2:04.867	35.535	43.922	45.410	157.0	34:10.222	
	15	1:37.791	27.887	35.530	34.374	188.5	27:16.270	17	2	2:03.406	35.113	43.995	44.298	173.6	36:13.628	
	16	1:38.817	28.108	35.534	35.175	186.9	28:55.087	18	2	2:05.223	35.887	44.350	44.986	165.4	38:18.851	
	17	1:39.028	27.815	36.088	35.125	192.2	30:34.115	19	2	2:02.987	34.584	44.182	44.221	159.3	40:21.838	
	18	1:37.110	27.612	35.380	34.118	184.6	32:11.225	20	2	2:01.728	33.896	43.303	44.529	173.4	42:23.566	
	19	1:37.223	27.591	35.359	34.273	200.0	33:48.448	21	2	2:04.927	35.876	43.949	45.102	159.1	44:28.493	
	20	1:38.561	27.947	36.346	34.268	197.1	35:27.009	22	2	2:03.213	35.553	43.364	44.296	164.4	46:31.706	
	21	1:36.736	26.826	35.364	34.546	209.7	37:03.745	40		Porsche 356 (B) S 75 Hardtop-Coupe TS 1961 1.Marc JULLY 2.Agathe JULLY					E	
	22	1:37.761	27.877	35.522	34.362	190.5	38:41.506	1	2	2:24.335	51.219	46.800	46.316		2:24.335	
	23	1:38.177	27.382	36.405	34.390	200.0	40:19.683	2	2	2:11.253	36.440	48.053	46.760	140.6	4:35.588	
	24	1:37.091	27.590	35.355	34.146	188.8	41:56.774	3	2	2:06.021	35.322	44.075	46.624	148.4	6:41.609	
	25	1:36.864	27.017	35.364	34.483	200.0	43:33.638	4	2	2:06.776	36.493	44.546	45.737	142.9	8:48.385	
	26	1:38.145	27.304	36.401	34.440	195.7	45:11.783	5	2	2:04.249	35.184	43.542	45.523	149.2	10:52.634	
29		Lotus XV 1959 1.Jonathan MOWLEM 2.Bonamy GRIMES					E	6	2	2:02.272	34.276	43.399	44.597	150.4	12:54.906	
	1	1:41.877	31.385	35.901	34.591		1:41.877	7	2	2:05.870	34.504	45.866	45.500	145.0	15:00.776	
	2	1:39.780	28.364	36.255	35.161	183.4	3:21.657	8	2	2:03.782	34.420	43.591	45.771	154.9	17:04.558	
	3	1:38.181	27.632	36.041	34.508	202.6	4:59.838	9	2	2:02.669	34.302	43.436	44.931	150.6	19:07.227	
	4	1:38.422	27.310	35.860	35.252	200.7	6:38.260	10	2	2:01.625	33.780	42.763	45.082	153.2	21:08.852	
	5	1:37.693	26.896	36.012	34.785	202.6	8:15.953	11	2	4:44.446	B	34.100	43.916	3:26.430	161.2	25:53.298
	6	1:37.853	27.275	36.266	34.312	197.4	9:53.806	12	1	1:58.851	38.184	40.010	40.657	113.9	27:52.149	
	7	1:36.673	26.705	35.523	34.445	194.2	11:30.479	13	1	1:50.474	30.861	39.053	40.560	169.3	29:42.623	
	8	1:36.133	26.377	35.539	34.217	213.0	13:06.612	14	1	1:51.859	30.393	39.428	42.038	165.9	31:34.482	
	9	1:37.013	26.443	36.491	34.079	198.9	14:43.625	15	1	1:50.359	30.740	39.090	40.529	163.1	33:24.841	
	10	1:37.445	26.270	35.293	35.882	211.4	16:21.070	16	1	1:50.921	31.013	39.188	40.720	163.6	35:15.762	
	11	1:36.658	27.092	34.982	34.584	222.2	17:57.728	17	1	1:52.609	31.289	40.236	41.084	161.2	37:08.371	
	12	4:00.638	B	26.759	35.989	2:57.890	200.7	21:58.366	18	1	1:50.786	31.407	39.047	40.332	155.6	38:59.157
	13	1:43.753	34.454	34.845	34.454	137.8	23:42.119	19	1	1:51.034	31.650	38.988	40.396	158.4	40:50.191	
	14	1:36.017	26.890	34.417	34.710	205.3	25:18.136	20	1	1:50.546	30.786	39.391	40.369	158.6	42:40.737	
	15	1:36.132	26.899	34.608	34.625	206.9	26:54.268	21	1	1:52.121	31.015	40.455	40.651	151.7	44:32.858	
	16	1:36.228	26.847	34.332	35.049	208.9	28:30.496	22	1	1:50.468	30.929	39.277	40.262	161.7	46:23.326	
	17	1:37.116	26.682	35.272	35.162	216.4	30:07.612	44		Allard J2 1951 1.Michel GROSFILLIER					E	
	18	1:36.549	27.309	34.776	34.464	211.4	31:44.161	1	1	1:59.233	40.244	40.098	38.891		1:59.233	
	19	1:37.885	27.742	35.433	34.710	194.6	33:22.046	2	1	1:51.540	32.194	40.326	39.020	159.8	3:50.773	
	20	1:37.207	27.331	34.625	35.251	202.2	34:59.253	3	1	1:51.204	32.130	40.005	39.069	163.9	5:41.977	
	21	1:36.955	26.861	35.355	34.739	211.4	36:36.208	4	1	1:51.506	31.991	40.445	39.070	167.2	7:33.483	
30		Porsche 356 (pré-A) 1500 S Coupé 1954 1.Gilles COURAUDON 2.Maxime GRANSART					E	5	1	1:51.190	32.724	39.828	38.638	159.8	9:24.673	
	1	2:10.041	44.885	42.316	42.840		2:10.041	6	1	1:50.762	32.595	39.749	38.418	159.1	11:15.435	



THE GENTLEMEN CHALLENGE 1
GRAND PRIX DE L'AGE D'OR
RACE 2

Sector Analysis

Personal Best Session Best B Crossing the finish line in pit lane

Lap	D	Time	Sector 1	Sector 2	Sector 3	T. Spd	Elapsed	Lap	D	Time	Sector 1	Sector 2	Sector 3	T. Spd	Elapsed
9	1	1:49.968	31.925	39.695	38.348	166.7	16:47.856	12	2	4:10.421 B	28.710	37.011	3:04.700	168.2	23:05.591
10	1	4:10.737 B	32.149	38.861	2:59.727	166.4	20:58.593	13	2	1:48.622	34.614	36.970	37.038	120.3	24:54.213
11	1	1:54.506	37.033	39.095	38.378	132.4	22:53.099	14	2	1:43.519	28.816	36.490	38.213	172.5	26:37.732
12	1	1:48.689	31.998	38.316	38.375	156.3	24:41.788	15	2	1:43.804	28.715	36.982	38.107	173.4	28:21.536
13	1	1:49.614	31.633	39.597	38.384	166.7	26:31.402	16	2	1:42.946	29.281	36.411	37.254	177.3	30:04.482
14	1	1:50.518	31.969	39.239	39.310	169.5	28:21.920	17	2	1:43.706	28.943	37.165	37.598	180.3	31:48.188
15	1	1:50.023	31.729	40.154	38.140	176.8	30:11.943	18	2	1:44.109	29.124	37.131	37.854	175.3	33:32.297
16	1	1:50.424	32.328	38.990	39.106	159.8	32:02.367	19	2	1:44.599	28.961	37.637	38.001	175.3	35:16.896
17	1	1:51.199	32.598	40.398	38.203	166.9	33:53.566	20	2	1:47.719	29.910	38.431	39.378	158.1	37:04.615
18	1	1:47.756	31.407	38.561	37.788	167.7	35:41.322	21	2	1:47.180	29.645	37.933	39.602	156.1	38:51.795
19	1	1:49.723	32.339	38.857	38.527	164.4	37:31.045	22	2	1:46.300	29.095	38.296	38.909	167.7	40:38.095
20	1	1:49.499	31.956	39.424	38.119	169.8	39:20.544	23	2	1:47.020	29.863	38.076	39.081	162.7	42:25.115
21	1	1:50.213	32.400	39.222	38.591	164.4	41:10.757								
22	1	1:49.659	32.027	39.508	38.124	163.6	43:00.416								
23	1	1:51.061	32.148	40.947	37.966	177.0	44:51.477								
24	1	1:51.244	31.679	41.105	38.460	166.2	46:42.721								

Lap	D	Time	Sector 1	Sector 2	Sector 3	T. Spd	Elapsed
1	1	1:58.678	39.495	40.020	39.163		1:58.678
2	1	1:51.935	31.139	40.829	39.967	178.2	3:50.613
3	1	1:52.649	32.973	40.202	39.474	162.9	5:43.262
4	1	1:50.724	31.215	40.421	39.088	186.2	7:33.986
5	1	1:47.876	29.837	38.582	39.457	190.1	9:21.862
6	1	1:48.510	31.407	38.671	38.432	166.7	11:10.372
7	1	1:49.017	30.549	39.102	39.366	180.0	12:59.389
8	1	1:50.485	31.046	40.371	39.068	180.6	14:49.874
9	1	1:49.997	30.505	39.247	40.245	182.7	16:39.871
10	1	1:47.181	29.717	38.793	38.671	194.9	18:27.052
11	1	4:23.454 B	30.833	38.773	3:13.848	188.2	22:50.506
12	1	1:55.676	37.004	39.122	39.550	127.7	24:46.182
13	1	1:48.596	30.343	39.545	38.708	185.2	26:34.778
14	1	1:47.757	29.674	38.721	39.362	197.1	28:22.535
15	1	1:46.963	29.547	38.321	39.095	188.5	30:09.498
16	1	1:50.028	30.129	40.119	39.780	182.1	31:59.526
17	1	1:46.873	29.484	38.665	38.724	193.2	33:46.399
18	1	1:49.179	29.634	39.583	39.962	194.6	35:35.578
19	1	1:46.797	29.417	38.320	39.060	193.9	37:22.375
20	1	1:47.390	29.484	39.010	38.896	186.2	39:09.765
21	1	1:48.013	29.776	38.797	39.440	184.0	40:57.778
22	1	1:46.583	29.104	38.800	38.679	189.1	42:44.361
23	1	1:47.591	28.823	39.660	39.108	196.0	44:31.952
24	1	1:47.322	29.725	38.151	39.446	193.5	46:19.274

Lap	D	Time	Sector 1	Sector 2	Sector 3	T. Spd	Elapsed
1	2	1:49.019	34.739	37.004	37.276		1:49.019
2	2	1:41.619	28.272	36.550	36.797	169.3	3:30.638
3	2	1:42.375	28.396	36.633	37.346	175.9	5:13.013
4	2	1:42.804	28.733	36.825	37.246	174.8	6:55.817
5	2	1:42.237	28.373	36.456	37.408	185.2	8:38.054
6	2	1:42.367	28.927	36.424	37.016	174.8	10:20.421
7	2	1:42.567	28.667	36.309	37.591	178.2	12:02.988
8	2	1:43.861	29.273	37.142	37.446	175.0	13:46.849
9	2	1:42.947	28.756	36.423	37.768	174.5	15:29.796
10	2	1:42.071	28.654	36.331	37.086	190.5	17:11.867
11	2	1:43.303	28.736	37.369	37.198	175.3	18:55.170

50 Lotus XI 1500 1958
1.Christian ODIN E

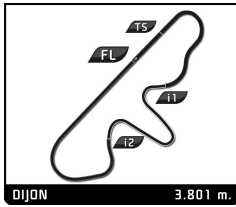
85 Lotus Elite 1960
1.Pierre-Emmanuel CHAMP. E

1	1	2:11.006	44.592	43.826	42.588		2:11.006
2	1	1:58.738	33.345	42.891	42.502	153.6	4:09.744
3	1	2:01.086	33.414	43.255	44.417	158.1	6:10.830
4	1	1:57.912	33.273	42.799	41.840	164.6	8:08.742
5	1	2:00.021	33.414	44.061	42.546	168.7	10:08.763
6	1	1:57.580	33.118	42.185	42.277	169.3	12:06.343
7	1	1:57.303	32.725	42.474	42.104	177.0	14:03.646
8	1	1:57.524	33.102	42.394	42.028	156.1	16:01.170
9	1	4:38.538 B	33.328	42.322	3:22.888	168.2	20:39.708
10	1	2:01.223	37.158	42.034	42.031	122.0	22:40.931
11	1	1:58.089	33.185	43.075	41.829	168.7	24:39.020
12	1	1:59.999	33.015	44.400	42.584	173.1	26:39.019
13	1	1:57.496	33.376	41.977	42.143	163.9	28:36.515
14	1	1:59.027	33.069	43.523	42.435	161.4	30:35.542
15	1	1:56.280	32.767	41.631	41.882	162.9	32:31.822
16	1	1:56.660	32.787	41.874	41.999	179.7	34:28.482
17	1	1:57.076	32.709	42.174	42.193	165.9	36:25.558
18	1	1:56.208	32.432	41.873	41.903	179.1	38:21.766
19	1	1:57.190	32.694	42.438	42.058	169.0	40:18.956
20	1	1:56.831	32.665	41.663	42.503	175.6	42:15.787
21	1	1:56.165	32.421	42.066	41.678	174.8	44:11.952
22	1	1:56.382	32.648	42.089	41.645	175.3	46:08.334

77 Cooper T39 1955
1.Christian GODARD
2.Felix GODARD E

92 Lister Knobbly Chevrolet 1960
1.Wolf ZWEIFLER E

1	1	2:05.029	43.024	40.667	41.338		2:05.029
2	1	2:00.690	34.101	41.911	44.678	139.2	4:05.719
3	1	2:02.298	35.093	44.055	43.150	129.3	6:08.017
4	1	1:55.948	33.757	40.644	41.547	158.6	8:03.965
5	1	1:58.789	34.371	41.905	42.513	142.9	10:02.754
6	1	1:53.881	33.377	40.348	40.156	170.1	11:56.635
7	1	1:54.811	33.445	40.944	40.422	142.3	13:51.446
8	1	1:51.978	32.748	39.528	39.702	162.4	15:43.424
9	1	1:53.292	33.242	39.092	40.958	151.5	17:36.716
10	1	4:23.602 B	32.710	39.638	3:11.254	149.0	22:00.318
11	1	2:02.887	40.578	41.036	41.273	119.9	24:03.205
12	1	1:54.931	33.436	40.017	41.478	159.1	25:58.136
13	1	1:53.854	33.101	41.237	39.516	160.2	27:51.990
14	1	1:49.391	32.894	38.690	37.807	168.0	29:41.381
15	1	1:50.966	31.045	38.989	40.932	175.9	31:32.347
16	1	1:48.453	31.065	38.187	39.201	184.3	33:20.800
17	1	1:49.909	31.756	38.600	39.553	179.4	35:10.709



THE GENTLEMEN CHALLENGE 1
GRAND PRIX DE L'AGE D'OR
RACE 2

Sector Analysis

Personal Best Session Best B Crossing the finish line in pit lane

Lap	D	Time	Sector 1	Sector 2	Sector 3	T. Spd	Elapsed	Lap	D	Time	Sector 1	Sector 2	Sector 3	T. Spd	Elapsed
18	1	1:53.819	32.525	41.136	40.158	164.4	37:04.528	16	1	1:57.970	33.389	41.504	43.077	173.6	34:19.803
19	1	1:50.523	32.422	39.743	38.358	156.3	38:55.051	17	1	1:56.420	32.968	41.135	42.317	168.7	36:16.223
20	1	1:48.522	31.544	38.323	38.655	164.4	40:43.573	18	1	2:02.309	33.710	44.367	44.232	159.5	38:18.532
21	1	1:51.496	33.232	38.971	39.293	173.9	42:35.069	19	1	1:58.512	33.620	41.705	43.187	170.1	40:17.044
22	1	1:50.068	32.028	39.046	38.994	173.9	44:25.137	20	1	1:57.762	34.114	41.213	42.435	171.4	42:14.806
23	1	1:52.664	32.205	40.124	40.335	164.1	46:17.801	21	1	1:56.191	33.051	40.763	42.377	168.7	44:10.997
								22	1	1:56.820	33.046	41.521	42.253	165.1	46:07.817

94 Jaguar E-Type 3.8 1961
1. Georges VERQUIN E

1	1	1:57.620	39.061	39.699	38.860		1:57.620
2	1	1:51.629	31.461	40.766	39.402	174.2	3:49.249
3	1	1:50.907	31.463	39.826	39.618	162.4	5:40.156
4	1	1:50.118	30.791	40.026	39.301	184.3	7:30.274
5	1	1:50.014	31.370	39.907	38.737	169.8	9:20.288
6	1	1:48.516	30.608	39.654	38.254	166.9	11:08.804
7	1	1:48.890	30.848	39.677	38.365	169.8	12:57.694
8	1	1:50.877	31.675	40.683	38.519	163.9	14:48.571
9	1	1:48.738	30.475	39.671	38.592	175.0	16:37.309
10	1	1:48.386	30.245	39.942	38.199	180.9	18:25.695
11	1	1:47.759	30.096	39.476	38.187	177.3	20:13.454
12	1	4:07.529 B	30.630	39.232	2:57.667	155.8	24:20.983
13	1	1:55.210	38.231	39.037	37.942	122.2	26:16.193
14	1	1:47.119	29.920	39.142	38.057	180.3	28:03.312
15	1	1:47.400	30.371	39.054	37.975	171.4	29:50.712
16	1	1:47.890	30.219	39.523	38.148	178.2	31:38.602
17	1	1:47.796	30.801	39.008	37.987	179.1	33:26.398
18	1	1:47.870	30.271	39.070	38.529	166.4	35:14.268
19	1	1:47.187	29.627	39.576	37.984	191.5	37:01.455
20	1	1:48.601	30.477	39.871	38.253	175.6	38:50.056
21	1	1:48.124	30.492	39.711	37.921	168.2	40:38.180
22	1	1:48.099	30.251	39.325	38.523	182.4	42:26.279
23	1	1:50.771	31.673	40.516	38.582	166.2	44:17.050
24	1	1:50.679	30.549	39.877	40.253	176.8	46:07.729

100 Austin-Healey 100 S 1954
1. Sébastien BERCHON E

1	1	11:49.463 B	5:26.465	46.617	5:36.381		11:49.463
2	1	7:41.101 B	46.491	47.465	6:07.145	92.8	19:30.564
3	1	19:12.749 B	43.109	46.578	...	91.4	38:43.313

104 Austin-Healey 100-4 1956
1. François de CHANTERAC E

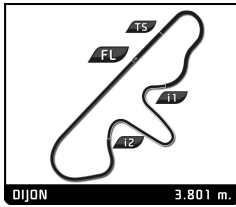
1	1	2:08.781	43.463	42.261	43.057		2:08.781
2	1	2:01.275	33.959	42.988	44.328	151.3	4:10.056
3	1	2:01.105	33.592	43.116	44.397	159.5	6:11.161
4	1	1:58.577	33.633	42.503	42.441	160.2	8:09.738
5	1	1:59.705	33.792	42.947	42.966	164.1	10:09.443
6	1	1:57.584	32.995	42.146	42.443	168.5	12:07.027
7	1	1:57.607	33.110	41.832	42.665	168.5	14:04.634
8	1	1:57.732	33.283	41.717	42.732	165.1	16:02.366
9	1	1:57.357	33.597	41.537	42.223	164.9	17:59.723
10	1	4:19.088 B	32.507	41.969	3:04.612	169.3	22:18.811
11	1	2:04.218	39.014	42.086	43.118	116.1	24:23.029
12	1	1:59.687	33.316	43.007	43.364	171.4	26:22.716
13	1	2:00.253	33.444	42.750	44.059	168.2	28:22.969
14	1	2:00.384	33.898	43.467	43.019	166.9	30:23.353
15	1	1:58.480	33.089	42.619	42.772	171.2	32:21.833

127 Triumph TR3S 1959
1. Robin BUIATTI-HAZE E

1	1	2:14.646	45.625	44.884	44.137		2:14.646
2	1	2:02.638	33.205	44.616	44.817	168.7	4:17.284
3	1	2:04.483	33.363	44.968	46.152	174.8	6:21.767
4	1	2:03.556	35.025	44.142	44.389	153.4	8:25.323
5	1	2:02.578	33.624	44.286	44.668	170.3	10:27.901
6	1	2:02.357	34.682	43.489	44.186	159.8	12:30.258
7	1	2:00.740	33.622	43.008	44.110	163.1	14:30.998
8	1	2:01.593	34.896	42.867	43.830	168.5	16:32.591
9	1	2:01.606	34.016	43.980	43.610	156.1	18:34.197
10	1	1:59.089	33.211	42.673	43.205	176.2	20:33.286
11	1	1:59.753	33.079	43.506	43.168	170.1	22:33.039
12	1	4:19.572 B	32.467	42.489	3:04.616	177.0	26:52.611
13	1	2:06.176	39.863	43.218	43.095	116.4	28:58.787
14	1	1:58.411	32.796	42.361	43.254	170.1	30:57.198
15	1	1:56.486	31.903	41.877	42.706	176.2	32:53.684
16	1	1:58.846	33.146	42.206	43.494	171.2	34:52.530
17	1	2:00.543	33.121	44.030	43.392	177.0	36:53.073
18	1	2:04.918	33.028	45.694	46.196	166.4	38:57.991
19	1	2:08.831	34.829	48.087	45.915	153.2	41:06.822
20	1	2:07.657	34.753	47.006	45.898	163.4	43:14.479
21	1	2:20.294	35.566	50.224	54.504	170.3	45:34.773

129 Jaguar D-Type 1955
1. Pierre-Antoine LHOTE E

1	1	2:08.653	44.309	42.647	41.697		2:08.653
2	1	1:59.141	33.234	43.276	42.631	158.1	4:07.794
3	1	2:00.976	34.210	43.621	43.145	160.7	6:08.770
4	1	1:58.165	34.173	42.626	41.366	161.7	8:06.935
5	1	1:57.074	33.115	42.650	41.309	163.1	10:04.009
6	1	1:55.706	33.014	42.202	40.490	177.9	11:59.715
7	1	1:54.418	33.038	41.223	40.157	170.3	13:54.133
8	1	1:52.110	31.926	40.864	39.320	175.0	15:46.243
9	1	1:55.834	32.665	42.921	40.248	175.3	17:42.077
10	1	1:53.096	31.758	40.899	40.439	176.8	19:35.173
11	1	4:22.909 B	32.302	40.518	3:10.089	173.6	23:58.082
12	1	2:05.337	42.429	42.332	40.576	106.5	26:03.419
13	1	1:53.047	31.734	41.393	39.920	173.4	27:56.466
14	1	1:52.363	32.097	40.134	40.132	183.4	29:48.829
15	1	1:53.497	32.026	41.829	39.642	180.9	31:42.326
16	1	1:53.793	31.947	41.733	40.113	174.8	33:36.119
17	1	1:51.416	31.313	40.837	39.266	183.7	35:27.535
18	1	1:52.595	30.865	41.443	40.287	189.5	37:20.130
19	1	1:52.123	31.851	40.845	39.427	184.3	39:12.253
20	1	1:51.284	31.553	40.547	39.184	181.2	41:03.537
21	1	1:51.414	30.900	41.277	39.237	178.2	42:54.951
22	1	1:51.225	30.980	40.571	39.674	174.8	44:46.176
23	1	1:50.661	31.042	40.034	39.585	184.9	46:36.837



THE GENTLEMEN CHALLENGE 1

GRAND PRIX DE L'AGE D'OR

RACE 2

Sector Analysis

■ Personal Best
 ■ Session Best
 B Crossing the finish line in pit lane

Lap	D	Time	Sector 1	Sector 2	Sector 3	T. Spd	Elapsed	Lap	D	Time	Sector 1	Sector 2	Sector 3	T. Spd	Elapsed
12	1	2:15.749	38.467	47.288	49.994	141.7	29:25.424								
13	1	2:15.697	37.067	47.437	51.193	140.8	31:41.121								
14	1	2:15.917	36.652	47.770	51.495	141.2	33:57.038								
15	1	2:14.479	36.919	47.144	50.416	143.4	36:11.517								
16	1	2:13.815	37.513	46.367	49.935	141.5	38:25.332								
17	1	2:14.485	36.931	47.421	50.133	143.4	40:39.817								
18	1	2:14.191	36.630	47.140	50.421	143.2	42:54.008								
19	1	2:21.264	37.401	51.328	52.535	141.0	45:15.272								

390 Lotus XI S2 1100 1958
 1. Amaury GARIEL
 2. Vincent AUBRY

1	1	2:02.041	40.703	40.817	40.521		2:02.041								
2	1	1:52.812	30.981	40.446	41.385	173.6	3:54.853								
3	1	1:53.145	31.464	40.446	41.235	170.9	5:47.998								
4	1	1:52.735	31.075	40.890	40.770	169.5	7:40.733								
5	1	1:52.120	31.082	40.062	40.976	170.6	9:32.853								
6	1	1:51.875	31.106	39.949	40.820	170.6	11:24.728								
7	1	1:52.933	31.157	40.629	41.147	169.8	13:17.661								
8	1	1:52.127	31.440	39.827	40.860	174.5	15:09.788								
9	1	1:52.085	30.415	39.755	41.915	172.5	17:01.873								
10	1	1:50.673	30.226	39.668	40.779	169.8	18:52.546								
11	1	4:12.240 B	30.596	40.094	3:01.550	168.5	23:04.786								
12	2	1:51.953	34.889	38.437	38.627	119.2	24:56.739								
13	2	1:46.687	29.725	38.222	38.740	173.1	26:43.426								
14	2	1:47.292	29.438	38.706	39.148	172.0	28:30.718								
15	2	1:46.686	29.666	38.349	38.671	173.9	30:17.404								
16	2	1:46.698	29.406	37.781	39.511	175.0	32:04.102								
17	2	1:47.400	29.372	37.965	40.063	174.8	33:51.502								
18	2	1:45.526	29.219	37.716	38.591	173.6	35:37.028								
19	2	1:45.630	28.897	37.807	38.926	175.9	37:22.658								
20	2	1:46.907	29.524	37.988	39.395	176.8	39:09.565								
21	2	1:47.979	30.143	38.988	38.848	174.8	40:57.544								
22	2	1:46.782	29.306	38.060	39.416	172.5	42:44.326								
23	2	1:48.523	29.283	39.465	39.775	173.6	44:32.849								
24	2	1:47.385	29.288	38.145	39.952	175.3	46:20.234								