

THE GENTLEMEN CHALLENGE

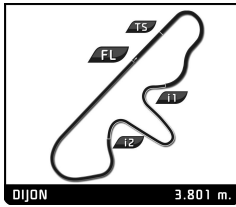
GRAND PRIX DE L'AGE D'OR

QUALIFYING

Sector Analysis

■ Personal Best
 ■ Session Best
 ■ Crossing the finish line in pit lane

Lap	D	Time	Sector 1	Sector 2	Sector 3	T. Spd	Elapsed	Lap	D	Time	Sector 1	Sector 2	Sector 3	T. Spd	Elapsed			
3	Alfa Romeo Giulia TZ 1965							F	4	1	1:49.893	30.754	39.944	39.195	167.7	8:33.304		
	5	1	1:47.319	30.197	38.537	38.585	168.5		10:20.623									
	6	1	4:27.114 B	31.425	39.857	3:15.832	164.1		14:47.737									
	7	1	1:53.785	37.073	38.532	38.180	114.2		16:41.522									
	8	1	1:47.183	29.991	38.343	38.849	189.5		18:28.705									
	9	1	1:46.986	30.416	38.522	38.048	170.1		20:15.691									
	10	1	1:45.474	29.229	38.071	38.174	189.8		22:01.165									
	11	1	1:45.849	29.228	38.070	38.551	190.1		23:47.014									
	12	1	1:50.333	30.268	40.880	39.185	179.1		25:37.347									
	13	1	1:47.295	29.833	38.567	38.895	191.5		27:24.642									
	7	Ferrari 250 GT SWB 1960							E	1	1	2:12.697	56.456	39.348	36.893	99.5	2:12.697	
		2	1	1:41.185	28.947	36.916	35.322			191.8	3:53.882							
		3	1	1:41.311	28.900	36.864	35.547			180.3	5:35.193							
		4	1	1:43.641	29.452	38.145	36.044			176.2	7:18.834							
5		1	1:43.223	28.995	38.405	35.823	177.9	9:02.057										
6		1	1:42.137	29.051	36.805	36.281	184.0	10:44.194										
7		1	1:42.025	29.371	36.789	35.865	175.9	12:26.219										
8		1	3:38.920 B	29.159	37.221	2:32.540	180.6	16:05.139										
9		1	1:51.434	37.198	37.830	36.406	122.2	17:56.573										
10		1	1:40.451	28.428	36.430	35.593	183.4	19:37.024										
11		1	1:43.492	29.708	37.735	36.049	182.1	21:20.516										
12		1	1:42.305	28.481	38.043	35.781	187.8	23:02.821										
13		1	1:40.277	28.047	36.196	36.034	197.1	24:43.098										
14		1	1:41.452	29.186	36.860	35.406	177.9	26:24.550										
15		1	1:41.069	28.467	36.873	35.729	184.3	28:05.619										
8	MG B 1964							F	1	1	3:21.392	1:51.611	43.021	46.760	111.8	3:21.392		
	2	1	1:58.498	32.790	42.833	42.875	152.5		5:19.890									
	3	1	1:55.738	31.818	42.838	41.082	144.8		7:15.628									
	4	1	1:54.199	31.371	41.169	41.659	168.5		9:09.827									
	5	1	1:52.891	31.626	40.139	41.126	171.7		11:02.718									
	6	1	1:51.593	31.895	38.868	40.830	140.3		12:54.311									
	7	1	1:49.763	30.235	39.086	40.442	174.5		14:44.074									
	8	1	1:50.594	29.923	39.391	41.280	175.0		16:34.668									
	9	1	1:50.984	30.631	39.183	41.170	172.0		18:25.652									
	10	1	1:50.490	30.186	39.432	40.872	168.5		20:16.142									
	11	1	1:49.704	29.834	39.014	40.856	173.9		22:05.846									
	12	1	1:51.227	30.497	39.116	41.614	175.3		23:57.073									
	13	1	1:51.074	30.479	39.042	41.553	170.1		25:48.147									
	14	1	1:55.220	30.646	40.176	44.398	167.7		27:43.367									
	9	Alfa Romeo Giulia TZ 1964							F	1	1	3:06.968	1:42.956	43.961	40.051	121.1	3:06.968	
2		1	1:49.139	30.769	38.287	40.083	165.6	4:56.107										
3		1	1:47.304	29.907	38.581	38.816	182.7	6:43.411										
10		Alfa Romeo Giulietta SZ Code Trofeo 1965								F	1	1	2:27.239	1:01.377	43.904	41.958	96.9	2:27.239
	2	1	1:51.953	31.122	40.508	40.323	155.6	4:19.192										
	3	1	1:58.863	35.644	42.174	41.045	160.2	6:18.055										
	4	1	1:51.651	30.496	40.861	40.294	184.6	8:09.706										
	5	1	1:51.798	30.556	40.176	41.066	172.2	10:01.504										
	6	1	3:51.298 B	33.308	41.943	2:36.047	159.1	13:52.802										
	7	2	2:09.371	46.392	42.203	40.776	94.2	16:02.173										
	8	2	1:49.146	30.652	39.091	39.403	153.8	17:51.319										
	9	2	1:47.586	29.575	38.442	39.569	166.7	19:38.905										
	10	2	1:48.887	29.494	39.315	40.078	168.0	21:27.792										
	11	2	3:59.374 B	30.848	40.454	2:48.072	169.0	25:27.166										
	12	2	2:10.181	47.956	40.468	41.757	79.2	27:37.347										
	13	2	1:47.243	29.241	38.692	39.310	177.3	29:24.590										
	14	2	1:52.774	29.791	42.621	40.362	170.9	31:17.364										
	11	Cooper T38 1955							E		1	1	2:04.025	46.754	39.800	37.471	106.8	2:04.025
2		1	1:40.724	28.052	36.646	36.026	183.4	3:44.749										
3		1	1:39.811	27.467	36.840	35.504	189.1	5:24.560										
4		1	1:41.912	27.516	39.093	35.303	184.6	7:06.472										
5		1	1:37.681	27.079	35.799	34.803	194.9	8:44.153										
6		1	1:45.002	28.953	39.830	36.219	181.8	10:29.155										
7		1	1:39.724	26.802	36.142	36.780	194.2	12:08.879										
8		1	3:46.033 B	28.748	39.218	2:38.067	197.4	15:54.912										
9		2	1:47.414	34.578	37.219	35.617	137.9	17:42.326										
10		2	1:41.294	27.472	38.397	35.425	193.2	19:23.620										
11		2	1:42.735	28.691	37.903	36.141	175.9	21:06.355										
12		2	1:42.458	29.986	37.065	35.407	177.3	22:48.813										
13		2	1:40.516	28.078	36.636	35.802	200.7	24:29.329										
14		2	1:40.131	27.194	36.666	36.271	200.0	26:09.460										
15		2	1:40.307	28.366	36.673	35.268	188.8	27:49.767										
16		2	1:38.615	27.580	36.074	34.961	181.2	29:28.382										
17		2	1:38.604	27.216	36.389	34.999	189.1	31:06.986										
15	Ferrari 250 TR Cegga 1961							F	1	1	2:32.612	1:05.514	42.914	44.184	106.4	2:32.612		
	2	1	2:00.631	35.914	42.153	42.564	165.4		4:33.243									
	3	1	2:04.057	36.059	43.443	44.555	141.4		6:37.300									
	4	1	2:03.785	34.954	43.921	44.910	165.4		8:41.085									
	5	1	2:04.199	34.863	46.140	43.196	165.4		10:45.284									

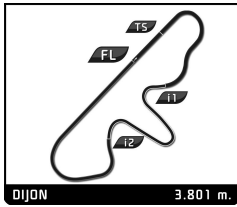


THE GENTLEMEN CHALLENGE
GRAND PRIX DE L'AGE D'OR
QUALIFYING

Sector Analysis

■ Personal Best ■ Session Best B Crossing the finish line in pit lane

Lap	D	Time	Sector 1	Sector 2	Sector 3	T. Spd	Elapsed	Lap	D	Time	Sector 1	Sector 2	Sector 3	T. Spd	Elapsed
17		Lister Knobby Chevrolet 1958													
		1. Luc-Pierre VERQUIN E													
1	1	2:13.126	1:01.605	36.457	35.064	119.9	2:13.126	15	1	1:39.544	28.173	36.711	34.660	199.3	28:30.087
2	1	1:40.585	29.179	36.804	34.602	184.3	3:53.711	16	1	1:38.573	27.932	35.654	34.987	188.2	30:08.660
3	1	1:39.274	28.107	36.445	34.722	208.1	5:32.985								
4	1	1:40.063	28.517	36.689	34.857	187.2	7:13.048								
5	1	1:38.676	28.464	35.909	34.303	184.0	8:51.724								
6	1	1:39.924	27.776	37.311	34.837	206.9	10:31.648								
7	1	1:37.596	27.421	35.945	34.230	216.0	12:09.244								
8	1	1:38.177	27.484	35.896	34.797	216.0	13:47.421								
9	1	1:39.976	28.243	36.922	34.811	207.3	15:27.397								
10	1	1:40.050	28.022	36.017	36.011	207.7	17:07.447								
11	1	1:39.878	28.026	36.881	34.971	203.8	18:47.325								
12	1	1:40.529	28.166	36.550	35.813	213.9	20:27.854								
13	1	1:39.692	28.468	36.276	34.948	204.9	22:07.546								
14	1	1:38.685	28.377	35.827	34.481	204.5	23:46.231								
15	1	1:39.820	28.198	36.229	35.393	204.5	25:26.051								
16	1	1:40.311	28.474	36.180	35.657	201.9	27:06.362								
17	1	1:40.680	28.470	37.431	34.779	203.8	28:47.042								
18	1	1:53.048	34.458	36.417	42.173	163.6	30:40.090								
20		Ferrari 250 GT SWB (C) 1961													
		1. Christian DUMOLIN E													
1	1	2:50.975	1:29.847	40.095	41.033	96.2	2:50.975								
2	1	1:51.743	31.725	40.892	39.126	155.2	4:42.718								
3	1	1:49.300	30.698	39.551	39.051	170.1	6:32.018								
4	1	1:50.033	30.796	39.743	39.494	182.1	8:22.051								
5	1	1:48.400	30.451	39.658	38.291	179.1	10:10.451								
6	1	1:54.038	30.114	41.975	41.949	186.9	12:04.489								
7	1	1:47.148	30.006	39.008	38.134	179.1	13:51.637								
8	1	1:47.454	30.523	38.867	38.064	170.6	15:39.091								
9	1	1:47.139	30.239	38.926	37.974	191.5	17:26.230								
10	1	1:49.600	32.032	39.492	38.076	178.8	19:15.830								
11	1	1:47.852	29.811	38.878	39.163	186.5	21:03.682								
12	1	1:49.137	31.481	39.521	38.135	190.8	22:52.819								
13	1	1:48.326	30.317	39.359	38.650	189.5	24:41.145								
14	1	1:47.921	31.534	38.850	37.537	173.1	26:29.066								
15	1	1:47.599	30.536	38.479	38.584	178.2	28:16.665								
16	1	1:52.138	34.601	38.628	38.909	157.4	30:08.803								
22		Lister Jaguar Knobby 1958													
		1. Charles de VILLAUCOURT E													
1	1	4:59.206	3:40.766	40.332	38.108	103.8	4:59.206								
2	1	1:42.600	30.038	37.557	35.005	163.4	6:41.806								
3	1	1:43.013	30.273	36.636	36.104	188.2	8:24.819								
4	1	1:40.609	29.059	36.572	34.978	173.4	10:05.428								
5	1	1:41.240	28.713	36.541	35.986	200.0	11:46.668								
6	1	1:42.123	28.747	37.105	36.271	170.1	13:28.791								
7	1	1:40.496	28.322	37.087	35.087	181.5	15:09.287								
8	1	1:43.221	30.809	37.602	34.810	168.2	16:52.508								
9	1	1:38.612	28.185	35.834	34.593	181.2	18:31.120								
10	1	1:39.950	28.766	36.243	34.941	187.5	20:11.070								
11	1	1:37.878	27.487	35.790	34.601	200.7	21:48.948								
12	1	1:38.868	27.609	36.096	35.163	196.7	23:27.816								
13	1	1:41.315	28.830	37.634	34.851	185.9	25:09.131								
14	1	1:41.412	29.000	36.031	36.381	196.0	26:50.543								
23		René Bonnet Djet CRB1 1962													
		1. Eric BOUFFARD F													
1	1	3:30.306	1:36.082	56.967	57.257	91.8	3:30.306								
2	1	2:30.859	42.178	54.422	54.259	120.8	6:01.165								
3	1	2:29.362	41.066	53.773	54.523	138.1	8:30.527								
4	1	2:29.920	40.759	54.977	54.184	131.4	11:00.447								
5	1	2:29.900	43.544	52.306	54.050	113.2	13:30.347								
6	1	2:30.233	42.658	53.215	54.360	136.5	16:00.580								
7	1	2:30.948	42.076	55.051	53.821	129.5	18:31.528								
8	1	2:27.945	39.701	56.037	52.207	135.0	20:59.473								
9	1	2:30.871	40.867	54.173	55.831	138.8	23:30.344								
10	1	2:26.466	40.546	51.841	54.079	128.4	25:56.810								
29		Lotus XV 1959													
		1. Jonathan MOWLEM E													
		2. Bonamy GRIMES													
1	2	2:34.019	1:14.367	42.787	36.865	130.1	2:34.019								
2	2	1:40.264	29.316	35.575	35.373	183.4	4:14.283								
3	2	1:38.555	26.924	35.746	35.885	221.8	5:52.838								
4	2	1:40.901	28.132	37.414	35.355	190.5	7:33.739								
5	2	3:18.664 B	28.013	36.864	2:13.787	212.6	10:52.403								
6	1	1:45.880	33.041	36.109	36.730	145.4	12:38.283								
7	1	1:39.539	29.455	35.182	34.902	210.1	14:17.822								
8	1	1:35.882	26.686	34.838	34.358	220.4	15:53.704								
9	1	1:36.059	26.536	35.015	34.508	216.9	17:29.763								
10	1	1:40.016	28.676	37.054	34.286	201.9	19:09.779								
11	1	2:39.571 B	29.689	36.773	1:33.109	187.2	21:49.350								
12	2	1:44.824	33.861	35.974	34.989	137.9	23:34.174								
13	2	1:37.478	27.473	35.003	35.002	192.5	25:11.652								
14	2	1:40.995	27.342	36.272	37.381	215.6	26:52.647								
30		Porsche 356 (pré-A) 1500 S Coupé 1954													
		1. Gilles COURAUDON E													
		2. Maxime GRANSART													
1	1	3:01.115	1:36.895	42.000	42.220	103.9	3:01.115								
2	1	1:55.225	32.337	40.937	41.951	174.2	4:56.340								
3	1	1:55.251	32.058	41.448	41.745	171.4	6:51.591								
4	1	1:54.263	31.808	40.469	41.986	173.9	8:45.854								
5	1	1:55.396	31.583	42.219	41.594	172.0	10:41.250								
6	1	1:54.568	32.051	41.130	41.387	161.4	12:35.818								
7	1	4:14.071 B	33.831	43.885	2:56.355	170.6	16:49.889								
8	2	2:17.362	45.584	46.002	45.776	96.3	19:07.251								
9	2	2:05.618	36.391	45.202	44.025	153.2	21:12.869								
10	2	2:03.467	34.231	44.400	44.836	161.2	23:16.336								
11	2	2:04.565	35.378	44.401	44.786	161.0	25:20.901								
31		Austin-Healey 3000 Mk II 1965													
		1. Paul ANCELIN F													
1	1	2:35.198	1:13.974	41.287	39.937	110.3	2:35.198								
2	1	1:46.611	30.699	38.319	37.593	168.5	4:21.809								
3	1	1:53.169	32.366	37.961	42.842	155.6	6:14.978								
4	1	1:51.073	29.494	41.994	39.585	182.4	8:06.051								
5	1	1:46.473	29.458	37.210	39.805	183.4	9:52.524								
6	1	1:44.040	29.187	37.372	37.481	188.8	11:36.564								
7	1	4:04.769 B	33.199	41.113	2:50.457	166.9	15:41.333								
8	1	1:58.530	37.705	42.636	38.189	130.9	17:39.863								



THE GENTLEMEN CHALLENGE

GRAND PRIX DE L'AGE D'OR

QUALIFYING

Sector Analysis

■ Personal Best
 ■ Session Best
 ■ Crossing the finish line in pit lane

Lap	D	Time	Sector 1	Sector 2	Sector 3	T. Spd	Elapsed	Lap	D	Time	Sector 1	Sector 2	Sector 3	T. Spd	Elapsed
9	1	1:48.344	29.494	39.712	39.138	169.3	19:28.207	12	1	1:54.953	30.728	40.962	43.263	172.8	26:58.112
10	1	1:48.018	30.321	39.764	37.933	160.2	21:16.225	13	1	1:48.212	29.908	38.779	39.525	192.5	28:46.324
11	1	1:47.711	30.188	39.552	37.971	166.9	23:03.936	14	1	2:02.062	36.395	42.230	43.437	146.5	30:48.386
12	1	1:53.656	33.885	41.655	38.116	164.6	24:57.592								
13	1	1:44.969	29.924	37.332	37.713	185.9	26:42.561								
14	1	1:53.041	35.086	40.196	37.759	151.0	28:35.602								

32 Porsche 356 (B) 2000 GS Carrera 2 coupé 1962

1. Marie-Claude FIRMENICH F

1	1	3:53.824	2:26.129	44.062	43.633	110.3	3:53.824
2	1	2:00.516	32.688	43.959	43.869	169.0	5:54.340
3	1	1:59.091	32.709	43.166	43.216	175.3	7:53.431
4	1	2:01.771	33.580	43.892	44.299	157.2	9:55.202

33 MG B 1965

1. Georges ROCCHIETTA F
2. Charles-Edouard ROUSSE

1	2	2:07.290	47.344	40.213	39.733	111.3	2:07.290
2	2	1:46.956	29.521	38.287	39.148	179.7	3:54.246
3	2	1:47.494	29.187	39.075	39.232	185.2	5:41.740
4	2	1:49.211	29.277	40.264	39.670	189.5	7:30.951
5	2	1:48.993	30.217	39.564	39.212	170.3	9:19.944
6	2	1:46.337	28.946	38.339	39.052	187.2	11:06.281
7	2	1:47.083	29.559	38.117	39.407	175.0	12:53.364
8	2	1:46.766	29.046	38.729	38.991	185.2	14:40.130
9	2	1:48.549	29.792	38.714	40.043	184.0	16:28.679
10	2	1:45.898	28.889	38.236	38.773	184.0	18:14.577

34 Morgan Plus 4 Super Sports 1962

1. Christophe PRIM F

1	1	2:43.446	1:12.976	46.815	43.655	107.5	2:43.446
2	1	1:56.246	33.399	40.894	41.953	154.3	4:39.692
3	1	1:58.469	31.217	43.930	43.322	165.4	6:38.161
4	1	2:07.372	34.950	48.033	44.389	164.6	8:45.533
5	1	2:00.788	33.305	45.546	41.937	169.3	10:46.321
6	1	1:58.339	33.035	41.756	43.548	166.7	12:44.660
7	1	1:54.044	31.248	41.112	41.684	168.5	14:38.704
8	1	1:54.895	32.215	41.562	41.118	169.5	16:33.599
9	1	3:43.203 B	32.801	41.086	2:29.316	171.7	20:16.802
10	1	2:06.289	41.342	41.920	43.027	107.8	22:23.091
11	1	1:52.468	31.308	40.400	40.760	175.9	24:15.559
12	1	1:51.795	30.904	40.104	40.787	166.9	26:07.354
13	1	1:52.783	32.090	39.877	40.816	176.8	28:00.137
14	1	2:00.860	36.363	43.573	40.924	123.4	30:00.997

38 Porsche 356 (C) 2000 GS Carrera 2 coupé 1964

1. Gabriel BALTHAZARD F
2. Didier MARIS

1	2	4:07.341	2:45.870	41.190	40.281	111.2	4:07.341
2	2	1:49.404	30.045	39.865	39.494	187.2	5:56.745
3	2	1:48.145	30.257	38.714	39.174	189.1	7:44.890
4	2	1:48.370	30.075	39.592	38.703	191.2	9:33.260
5	2	1:46.767	30.644	37.648	38.475	188.2	11:20.027
6	2	1:45.110	29.054	37.368	38.688	191.8	13:05.137
7	2	1:49.155	29.183	40.646	39.326	192.9	14:54.292
8	2	4:20.009 B	29.662	37.336	3:13.011	188.2	19:14.301
9	1	2:05.806	43.368	41.612	40.826	112.3	21:20.107
10	1	1:51.286	30.756	40.742	39.788	165.9	23:11.393
11	1	1:51.766	31.486	40.529	39.751	194.6	25:03.159

40 Porsche 356 (B) S75 Hardtop-Coupé TS 1961

1. Marc JULLY E
2. Agathe JULLY

1	1	2:41.015	1:17.086	41.618	42.311	109.1	2:41.015
2	1	1:52.253	30.827	40.229	41.197	166.4	4:33.268
3	1	3:38.151 B	30.601	39.556	2:27.994	162.2	8:11.419
4	2	2:28.825	51.936	47.879	49.010	75.9	10:40.244
5	2	2:15.469	37.312	50.515	47.642	136.7	12:55.713
6	2	2:10.362	36.266	48.310	45.786	137.2	15:06.075
7	2	2:09.466	37.506	45.281	46.679	140.3	17:15.541
8	2	2:12.189	35.713	46.459	50.017	144.2	19:27.730
9	2	2:11.632	37.670	47.520	46.442	135.3	21:39.362
10	2	2:05.447	35.312	44.355	45.780	143.0	23:44.809
11	2	2:04.983	34.608	43.825	46.550	150.0	25:49.792
12	2	2:04.704	34.981	43.407	46.316	144.4	27:54.496
13	2	2:05.034	34.860	44.210	45.964	143.6	29:59.530

44 Allard J2 1951

1. Michel GROSFILLIER E

1	1	3:20.114	1:59.590	39.379	41.145	108.1	3:20.114
2	1	1:53.212	32.814	41.199	39.199	178.2	5:13.326
3	1	1:54.711	31.820	42.522	40.369	169.0	7:08.037
4	1	1:50.879	32.527	39.956	38.396	156.1	8:58.916
5	1	1:52.406	33.721	39.819	38.866	165.1	10:51.322
6	1	1:54.903	32.421	43.340	39.142	157.4	12:46.225
7	1	1:51.726	33.553	39.825	38.348	163.1	14:37.951
8	1	1:51.663	32.191	40.457	39.015	172.5	16:29.614
9	1	1:50.839	31.590	39.476	39.773	166.2	18:20.453
10	1	3:12.300 B	33.265	39.187	1:59.848	155.8	21:32.753
11	1	1:56.618	38.316	39.357	38.945	127.1	23:29.371
12	1	1:50.456	31.274	39.515	39.667	169.5	25:19.827
13	1	1:49.699	31.460	39.093	39.146	180.0	27:09.526
14	1	1:51.164	31.444	39.513	40.207	171.7	29:00.690
15	1	1:51.347	33.722	39.142	38.483	142.7	30:52.037

45 Alfa Romeo Giulia TZ 1965

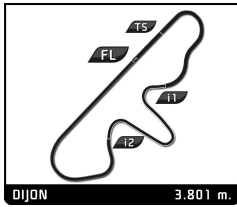
1. Carlo VÖGELE F

1	1	3:49.113	2:22.347	43.348	43.418	108.8	3:49.113
2	1	1:51.379	32.814	41.182	37.383	150.4	5:40.492
3	1	6:28.158 B	30.194	42.219	5:15.745	173.6	12:08.650
4	1	1:53.205	38.045	38.014	37.146	123.3	14:01.855
5	1	1:43.162	28.391	37.625	37.146	186.9	15:45.017
6	1	1:42.650	28.075	37.108	37.467	189.5	17:27.667
7	1	1:46.247	30.195	38.477	37.575	177.3	19:13.914
8	1	1:43.855	29.277	37.527	37.051	183.7	20:57.769
9	1	1:42.899	28.564	37.168	37.167	187.2	22:40.668
10	1	3:17.560 B	30.613	42.155	2:04.792	170.6	25:58.228
11	1	1:51.394	36.975	37.303	37.116	124.0	27:49.622
12	1	1:41.778	28.846	36.744	36.188	172.5	29:31.400
13	1	1:42.249	28.916	36.823	36.510	177.3	31:13.649

49 Porsche 356 (C) SC coupé 1965

1. Bill STEPHENS F
2. Will STEPHENS

1	1	3:19.269	1:51.011	43.165	45.093	108.8	3:19.269
---	---	----------	----------	--------	--------	-------	----------

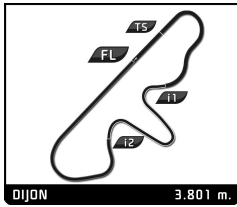


THE GENTLEMEN CHALLENGE
GRAND PRIX DE L'AGE D'OR
QUALIFYING

Sector Analysis

■ Personal Best ■ Session Best B Crossing the finish line in pit lane

Lap	D	Time	Sector 1	Sector 2	Sector 3	T. Spd	Elapsed	Lap	D	Time	Sector 1	Sector 2	Sector 3	T. Spd	Elapsed
2	1	1:58.704	33.241	43.938	41.525	180.0	5:17.973	12	1	1:53.739	37.645	39.102	36.992	120.3	27:53.510
3	1	1:55.829	32.268	42.385	41.176	177.0	7:13.802	13	1	1:44.365	30.002	37.244	37.119	181.8	29:37.875
4	1	1:54.236	32.561	41.324	40.351	172.5	9:08.038	14	1	1:41.089	28.403	37.040	35.646	187.5	31:18.964
5	1	1:55.666	32.912	41.653	41.101	186.2	11:03.704	60 Porsche 904/4 Carrera GTS 1964 1. Peter VÖGELE F							
6	1	1:56.919	33.582	42.146	41.191	153.0	13:00.623	1	1	3:46.397	2:23.789	42.952	39.656	112.3	3:46.397
7	1	4:12.142 B	33.008	41.105	2:58.029	158.4	17:12.765	2	1	1:45.923	29.085	37.692	39.146	178.2	5:32.320
8	2	1:56.305	37.713	39.278	39.314	116.5	19:09.070	3	1	1:50.653	31.347	40.150	39.156	160.5	7:22.973
9	2	1:50.001	31.596	38.885	39.520	181.2	20:59.071	4	1	1:46.731	30.289	38.402	38.040	185.9	9:09.704
10	2	1:47.947	29.595	38.954	39.398	193.2	22:47.018	5	1	1:45.399	30.540	37.338	37.521	193.2	10:55.103
11	2	1:47.680	29.090	39.222	39.368	193.5	24:34.698	6	1	2:52.058 B	30.239	40.051	1:41.768	177.0	13:47.161
12	2	1:47.113	29.193	38.814	39.106	193.9	26:21.811	7	1	1:54.107	36.464	39.112	38.531	128.3	15:41.268
13	2	1:48.339	28.868	40.366	39.105	194.2	28:10.150	8	1	1:46.195	29.234	38.404	38.557	202.6	17:27.463
14	2	1:54.857	31.689	43.571	39.597	161.9	30:05.007	9	1	1:51.506	31.424	40.176	39.906	187.8	19:18.969
50 Lotus XI 1500 1958 1. Christian ODIN E								71 Triumph TR4 1965 1. Laurent CHARBONNEAU F							
1	1	2:31.889	1:10.625	41.269	39.995	108.5	2:31.889	1	1	3:22.359	1:40.151	52.585	49.623	104.9	3:22.359
2	1	1:48.032	30.282	39.273	38.477	179.1	4:19.921	2	1	2:11.979	37.305	46.716	47.958	150.0	5:34.338
3	1	1:49.050	30.825	39.501	38.724	171.2	6:08.971	3	1	2:12.819	36.755	47.876	48.188	146.5	7:47.157
4	1	1:48.546	31.248	39.168	38.130	179.1	7:57.517	4	1	2:11.227	36.704	46.377	48.146	144.4	9:58.384
5	1	1:48.560	30.237	39.344	38.979	182.4	9:46.077	5	1	2:11.548	36.127	47.220	48.201	146.9	12:09.932
6	1	1:49.695	31.220	39.209	39.266	163.1	11:35.772	6	1	2:10.262	36.885	45.947	47.430	149.0	14:20.194
7	1	1:49.894	30.134	40.047	39.713	185.6	13:25.666	7	1	4:52.087 B	36.130	45.238	3:30.719	152.3	19:12.281
8	1	1:48.787	31.085	39.374	38.328	181.5	15:14.453	8	1	2:17.106	43.470	46.501	47.135	109.8	21:29.387
9	1	1:47.335	29.915	38.671	38.749	177.3	17:01.788	9	1	2:06.868	35.072	45.494	46.302	156.3	23:36.255
10	1	1:49.964	31.004	39.418	39.542	170.3	18:51.752	10	1	2:06.015	35.331	44.842	45.842	156.3	25:42.270
11	1	1:48.636	30.790	39.013	38.833	174.5	20:40.388	11	1	2:05.608	35.174	45.094	45.340	154.1	27:47.878
12	1	1:47.061	30.200	38.220	38.641	181.5	22:27.449	12	1	2:05.225	36.723	43.623	44.879	141.0	29:53.103
13	1	1:47.868	30.595	38.941	38.332	186.2	24:15.317	72 Austin-Healey 3000 Mk I 1962 1. François FILLON F 2. André RAULIN							
14	1	1:46.827	29.623	38.429	38.775	185.9	26:02.144	1	2	2:15.512	57.434	39.439	38.639	99.0	2:15.512
15	1	1:48.096	30.427	38.323	39.346	177.9	27:50.240	2	2	1:49.408	31.007	39.620	38.781	167.4	4:04.920
16	1	1:49.592	31.258	38.673	39.661	170.9	29:39.832	3	2	1:51.779	31.476	40.228	40.075	168.7	5:56.699
17	1	1:49.537	31.532	39.157	38.848	165.9	31:29.369	4	2	1:53.081	31.731	41.263	40.087	161.2	7:49.780
53 TVR Grantura Mk III 1965 1. Guy GRANT F								5	2	1:54.750	33.834	40.758	40.158	154.9	9:44.530
1	1	2:38.544	1:09.784	45.205	43.555	102.1	2:38.544	6	2	1:50.821	31.813	39.462	39.546	161.2	11:35.351
2	1	1:56.234	32.142	41.093	42.999	176.8	4:34.778	7	2	1:52.525	31.440	40.114	40.971	168.0	13:27.876
3	1	1:56.459	33.422	41.143	41.894	169.3	6:31.237	8	2	3:47.386 B	32.697	43.771	2:30.918	150.6	17:15.262
4	1	7:53.879 B	32.824	56.313	6:24.742	175.9	14:25.116	9	1	2:01.373	38.698	41.578	41.097	128.0	19:16.635
5	1	2:06.716	41.277	41.469	43.970	101.1	16:31.832	10	1	1:54.943	32.936	41.969	40.038	155.6	21:11.578
6	1	1:57.385	32.635	41.913	42.837	174.8	18:29.217	11	1	1:56.685	32.608	42.833	41.244	164.9	23:08.263
7	1	1:58.651	34.442	41.871	42.338	175.9	20:27.868	12	1	1:53.971	34.095	40.407	39.469	151.7	25:02.234
58 Porsche 904/6 Carrera GTS 1965 1. Yves VÖGELE F								13	1	1:51.229	31.250	39.198	40.781	179.1	26:53.463
1	1	3:47.638	2:24.316	42.881	40.441	116.8	3:47.638	14	1	1:51.572	31.587	40.356	39.629	175.0	28:45.035
2	1	1:44.949	28.905	38.265	37.779	163.9	5:32.587	15	1	1:53.461	32.482	39.927	41.052	163.1	30:38.496
3	1	2:46.349 B	31.392	40.887	1:34.070	152.3	8:18.936	77 Cooper T39 1955 1. Christian GODARD E 2. Felix GODARD							
4	1	1:51.905	35.760	37.535	38.610	113.7	10:10.841								
5	1	1:43.234	28.607	37.670	36.957	189.5	11:54.075								
6	1	1:41.744	28.481	37.176	36.087	180.0	13:35.819								
7	1	1:44.248	29.434	38.252	36.562	186.5	15:20.067								
8	1	1:41.055	28.068	36.945	36.042	202.6	17:01.122								
9	1	1:42.469	28.285	37.099	37.085	193.2	18:43.591								
10	1	1:42.687	28.565	37.491	36.631	189.1	20:26.278								
11	1	5:33.493 B	29.639	38.456	4:25.398	181.8	25:59.771								



THE GENTLEMEN CHALLENGE
GRAND PRIX DE L'AGE D'OR
QUALIFYING

Sector Analysis

Personal Best Session Best B Crossing the finish line in pit lane

Lap	D	Time	Sector 1	Sector 2	Sector 3	T. Spd	Elapsed	Lap	D	Time	Sector 1	Sector 2	Sector 3	T. Spd	Elapsed
1	2	2:35.979	1:18.388	39.443	38.148	126.9	2:35.979	3	1	1:58.546	35.013	41.790	41.743	141.0	7:29.839
2	2	1:44.437	30.000	37.654	36.783	158.6	4:20.416	4	1	3:51.420	B 34.262	43.064	2:34.094	161.2	11:21.259
3	2	1:45.175	30.113	38.218	36.844	164.1	6:05.591	5	1	2:07.965	42.234	42.254	43.477	121.6	13:29.224
4	2	1:43.448	29.119	37.158	37.171	167.4	7:49.039	6	1	1:58.778	35.588	41.571	41.619	140.1	15:28.002
5	2	1:44.525	29.430	38.015	37.080	153.2	9:33.564	7	1	1:56.682	35.563	40.465	40.654	168.7	17:24.684
6	2	1:43.538	29.414	37.511	36.613	170.6	11:17.102	8	1	1:57.763	33.047	42.995	41.721	157.7	19:22.447
7	2	1:42.776	28.440	37.427	36.909	177.0	12:59.878	9	1	1:57.112	34.332	41.420	41.360	146.5	21:19.559
8	2	1:41.917	28.335	37.019	36.563	175.6	14:41.795	10	1	2:00.701	33.059	42.332	45.310	161.7	23:20.260
9	2	4:08.309	B 28.966	37.430	3:01.913	170.1	18:50.104	11	1	1:54.239	32.736	41.651	39.852	156.5	25:14.499
10	2	1:49.996	34.547	38.059	37.390	132.4	20:40.100	12	1	1:53.427	32.115	40.424	40.888	154.9	27:07.926
11	2	1:42.905	28.293	37.714	36.898	178.8	22:23.005	13	1	1:55.071	31.544	41.955	41.572	172.2	29:02.997
12	2	1:43.339	28.779	36.867	37.693	174.2	24:06.344	14	1	1:55.452	33.914	41.600	39.938	135.2	30:58.449
13	2	1:43.158	28.965	37.228	36.965	166.2	25:49.502								
14	2	1:44.452	29.820	37.786	36.846	169.5	27:33.954								
15	2	1:43.869	28.841	37.529	37.499	184.3	29:17.823								
16	2	1:45.860	29.324	37.797	38.739	179.7	31:03.683								

85 Lotus Elite 1960
1. Pierre-Emmanuel CHAMP. E

1	1	2:42.716	1:11.555	46.186	44.975	107.1	2:42.716
2	1	2:00.179	33.627	43.759	42.793	149.2	4:42.895
3	1	1:59.608	33.701	43.459	42.448	141.9	6:42.503
4	1	2:00.603	33.365	43.960	43.278	158.8	8:43.106
5	1	2:00.725	33.160	45.328	42.237	163.4	10:43.831
6	1	2:01.684	33.701	43.328	44.655	152.5	12:45.515
7	1	4:13.494	B 35.982	47.615	2:49.897	161.9	16:59.009
8	1	2:08.360	41.023	44.341	42.996	112.0	19:07.369
9	1	2:00.107	34.378	42.466	43.263	180.6	21:07.476
10	1	2:01.643	35.011	43.922	42.710	149.8	23:09.119
11	1	1:58.943	34.023	43.239	41.681	156.3	25:08.062
12	1	1:56.485	32.337	41.556	42.592	190.5	27:04.547
13	1	1:59.088	32.974	42.747	43.367	171.4	29:03.635
14	1	2:07.015	36.256	44.221	46.538	134.5	31:10.650

87 TVR Grantura Mk III 1965
1. Mark ASHWORTH F

1	1	2:25.950	1:02.396	41.831	41.723	96.4	2:25.950
2	1	1:52.398	31.599	40.158	40.641	154.1	4:18.348
3	1	1:51.069	31.401	39.839	39.829	156.5	6:09.417
4	1	1:51.022	31.529	39.917	39.576	156.3	8:00.439
5	1	1:52.906	31.046	39.750	42.110	156.3	9:53.345
6	1	1:49.370	30.426	39.322	39.622	163.1	11:42.715
7	1	1:49.960	30.839	38.800	40.321	162.4	13:32.675
8	1	1:50.076	31.598	38.767	39.711	161.2	15:22.751
9	1	1:48.755	30.058	38.246	40.451	170.9	17:11.506
10	1	1:49.150	29.809	39.706	39.635	171.4	19:00.656
11	1	1:50.503	30.328	39.249	40.926	170.6	20:51.159
12	1	1:48.987	30.234	38.930	39.823	170.6	22:40.146
13	1	1:49.127	30.123	39.442	39.562	178.5	24:29.273
14	1	1:49.544	30.560	39.381	39.603	157.4	26:18.817
15	1	1:50.086	30.662	39.626	39.798	165.1	28:08.903
16	1	1:52.030	31.683	40.891	39.456	174.5	30:00.933

92 Lister Knobby Chevrolet 1960
1. Wolf ZWEIFLER E

1	1	3:31.103	2:02.222	43.208	45.673	99.2	3:31.103
2	1	2:00.190	36.931	41.123	42.136	132.4	5:31.293

94 Jaguar E-Type 3.8 1961
1. Georges VERQUIN E

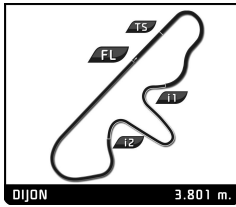
1	1	2:09.310	49.285	40.645	39.380	107.9	2:09.310
2	1	1:51.375	31.222	41.445	38.708	163.6	4:00.685
3	1	1:51.202	31.538	40.420	39.244	160.5	5:51.887
4	1	1:51.662	32.007	40.831	38.824	185.6	7:43.549
5	1	1:51.882	30.958	42.169	38.755	176.8	9:35.431
6	1	1:51.426	31.533	41.202	38.691	165.9	11:26.857
7	1	1:50.074	31.692	39.748	38.634	171.2	13:16.931
8	1	1:50.693	30.742	40.628	39.323	177.3	15:07.624
9	1	1:52.582	32.366	41.080	39.136	166.2	17:00.206
10	1	1:50.574	31.532	40.217	38.825	155.8	18:50.780
11	1	1:51.614	31.249	40.563	39.802	166.2	20:42.394
12	1	1:49.644	30.640	40.571	38.433	188.2	22:32.038
13	1	1:48.488	30.243	40.010	38.235	180.6	24:20.526

100 Austin-Healey 100 S 1954
1. Sébastien BERCHON E

1	1	3:07.231	1:46.108	40.145	40.978	116.4	3:07.231
2	1	1:49.444	30.813	38.662	39.969	172.8	4:56.675
3	1	1:47.527	29.534	38.453	39.540	185.6	6:44.202
4	1	3:01.506	B 30.285	42.215	1:49.006	182.1	9:45.708
5	1	1:52.589	34.659	38.013	39.917	126.0	11:38.297
6	1	1:48.462	29.456	39.141	39.865	178.2	13:26.759
7	1	1:47.214	29.793	38.601	38.820	184.6	15:13.973
8	1	1:46.486	29.228	38.037	39.221	184.9	17:00.459
9	1	1:49.791	31.695	38.839	39.257	166.4	18:50.250
10	1	1:46.343	29.011	38.149	39.183	186.2	20:36.593
11	1	1:46.068	28.699	38.374	38.995	186.9	22:22.661
12	1	1:46.888	28.627	39.116	39.145	186.2	24:09.549
13	1	1:45.914	29.008	38.296	38.610	184.3	25:55.463
14	1	1:46.926	29.184	38.354	39.388	185.2	27:42.389

104 Austin-Healey 100-4 1956
1. François de CHANTERAC E

1	1	3:21.504	1:52.403	42.721	46.380	116.0	3:21.504
2	1	1:58.320	32.422	43.737	42.161	170.1	5:19.824
3	1	1:58.071	31.697	44.196	42.178	157.2	7:17.895
4	1	1:56.502	33.249	41.475	41.778	163.6	9:14.397
5	1	1:55.179	31.865	41.200	42.114	171.7	11:09.576
6	1	1:54.803	32.356	40.710	41.737	167.2	13:04.379
7	1	1:54.373	31.832	41.133	41.408	168.7	14:58.752
8	1	1:52.790	31.169	40.302	41.319	171.2	16:51.542
9	1	1:56.262	32.493	41.986	41.783	146.3	18:47.804

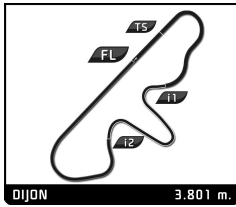


THE GENTLEMEN CHALLENGE
GRAND PRIX DE L'AGE D'OR
QUALIFYING

Sector Analysis

Personal Best Session Best B Crossing the finish line in pit lane

Lap	D	Time	Sector 1	Sector 2	Sector 3	T. Spd	Elapsed	Lap	D	Time	Sector 1	Sector 2	Sector 3	T. Spd	Elapsed							
10	1	1:54.494	31.646	40.731	42.117	177.0	20:42.298	4	1	2:00.668	38.220	45.935	36.513	138.5	14:34.478							
11	1	1:55.890	31.808	42.249	41.833	169.0	22:38.188	5	1	1:43.353	29.158	37.712	36.483	169.8	16:17.831							
12	1	1:57.344	31.805	42.204	43.335	174.2	24:35.532	6	1	1:42.192	28.957	37.217	36.018	182.4	18:00.023							
114 MG B 1963 1. Cédric TERNOIS 2. Olivier HUCHER F								152 DB HBR5 Surbaissé 1960 1. Mathieu DORE E														
1	2	3:46.034	2:16.447	45.361	44.226	90.5	3:46.034	1	1	3:02.810	1:26.619	46.967	49.224	96.3	3:02.810							
126 Triumph TR3 1961 1. Nicolas CHALANSET E								2								1	2:10.367	34.815	47.203	48.349	136.0	5:13.177
1	1	3:16.369	1:41.237	48.726	46.406	105.1	3:16.369	3	1	2:11.096	34.716	47.969	48.411	137.8	7:24.273							
2	1	2:09.178	35.682	47.477	46.019	147.5	5:25.547	4	1	2:07.236	34.537	45.136	47.563	139.4	9:31.509							
3	1	2:10.010	34.890	47.440	47.680	150.0	7:35.557	5	1	2:11.886	35.036	48.039	48.811	137.6	11:43.395							
4	1	2:08.778	35.416	45.758	47.604	154.1	9:44.335	6	1	2:09.251	36.614	44.826	47.811	137.6	13:52.646							
5	1	2:07.653	35.570	45.623	46.460	149.8	11:51.988	7	1	2:07.461	34.637	44.211	48.613	136.7	16:00.107							
6	1	4:21.213	B 35.293	45.592	3:00.328	154.7	16:13.201	8	1	2:07.081	35.237	44.078	47.766	136.7	18:07.188							
7	1	2:13.886	42.703	44.642	46.541	108.4	18:27.087	9	1	2:07.724	34.269	45.147	48.308	137.9	20:14.912							
8	1	2:09.212	36.294	45.848	47.070	146.9	20:36.299	10	1	2:07.670	34.871	45.107	47.692	133.0	22:22.582							
9	1	2:09.040	35.528	46.337	47.175	146.5	22:45.339	11	1	2:08.329	34.493	45.830	48.006	135.2	24:30.911							
10	1	2:08.040	35.408	45.452	47.180	151.9	24:53.379	12	1	2:13.216	35.693	46.923	50.600	134.8	26:44.127							
11	1	2:05.423	34.489	44.220	46.714	156.5	26:58.802	13	1	2:12.322	34.696	48.609	49.017	132.7	28:56.449							
12	1	2:05.807	35.259	43.992	46.556	161.4	29:04.609	14	1	2:15.869	35.941	48.866	51.062	127.5	31:12.318							
13	1	2:06.764	36.568	45.409	44.787	135.0	31:11.373	216 Lister Jaguar Flat Iron 1960 1. James THORPE E														
127 Triumph TR3S 1959 1. Robin BUIATTI-HAZE E								1	1	1:54.072	41.826	37.760	34.486	125.6	1:54.072							
1	1	3:20.767	1:47.693	46.122	46.952	107.8	3:20.767	2	1	1:38.469	27.906	36.311	34.252	192.5	3:32.541							
2	1	2:04.371	34.342	45.114	44.915	166.2	5:25.138	3	1	1:41.740	28.694	37.504	35.542	169.5	5:14.281							
3	1	2:02.994	33.175	44.713	45.106	167.2	7:28.132	4	1	1:37.056	26.862	36.209	33.985	198.2	6:51.337							
4	1	2:02.490	34.250	43.830	44.410	167.4	9:30.622	5	1	1:39.271	27.040	37.593	34.638	205.3	8:30.608							
5	1	2:01.913	33.048	44.986	43.879	174.2	11:32.535	6	1	1:39.192	27.635	37.073	34.484	204.5	10:09.800							
6	1	2:01.116	32.842	44.419	43.855	173.4	13:33.651	7	1	1:37.257	26.810	36.020	34.427	197.4	11:47.057							
7	1	2:00.176	33.495	43.071	43.610	172.2	15:33.827	8	1	1:46.267	27.989	42.861	35.417	190.5	13:33.324							
8	1	1:59.610	32.627	43.670	43.313	173.1	17:33.437	220 Austin-Healey 3000 Mk II 1962 1. Jean-Pascal CUEREL F														
9	1	2:00.167	33.452	43.522	43.193	173.4	19:33.604	1	1	2:33.154	1:13.257	40.667	39.230	111.0	2:33.154							
10	1	3:27.746	B 33.457	43.535	2:10.754	177.9	23:01.350	2	1	1:48.161	31.343	38.368	38.450	172.8	4:21.315							
11	1	2:09.981	40.864	44.809	44.308	118.6	25:11.331	3	1	1:47.798	31.190	38.532	38.076	159.8	6:09.113							
12	1	1:57.951	32.046	42.635	43.270	172.0	27:09.282	4	1	1:47.879	30.624	38.221	39.034	188.5	7:56.992							
13	1	1:58.457	33.099	42.349	43.009	168.5	29:07.739	5	1	4:16.084	B 32.289	40.915	3:02.880	181.5	12:13.076							
14	1	2:01.541	33.995	43.042	44.504	173.1	31:09.280	6	1	2:09.067	43.757	42.660	42.650	99.7	14:22.143							
129 Jaguar D-Type 1955 1. Pierre-Antoine LHOTE E								7	1	1:48.203	31.639	38.082	38.482	172.2	16:10.346							
1	1	17:31.814	...	44.257	43.478	103.3	17:31.814	8	1	1:47.368	30.703	38.485	38.180	180.6	17:57.714							
2	1	1:57.256	34.340	41.813	41.103	152.3	19:29.070	9	1	1:46.513	29.976	38.535	38.002	186.2	19:44.227							
3	1	1:56.539	33.717	42.028	40.794	165.9	21:25.609	10	1	1:47.283	30.101	38.167	39.015	193.5	21:31.510							
4	1	1:57.632	34.309	42.115	41.208	173.4	23:23.241	11	1	1:48.171	29.951	37.793	40.427	196.0	23:19.681							
5	1	1:57.859	33.717	42.046	42.096	156.3	25:21.100	12	1	1:47.097	30.523	37.994	38.580	190.1	25:06.778							
6	1	1:54.875	33.221	41.550	40.104	171.7	27:15.975	13	1	1:46.753	30.003	38.029	38.721	201.9	26:53.531							
7	1	2:08.722	32.797	45.772	50.153	156.3	29:24.697	14	1	1:45.180	29.459	37.976	37.745	208.9	28:38.711							
8	1	2:16.004	40.000	47.687	48.317	118.0	31:40.701	239 Elva Mk V 1959 1. Louis ZURSTRASSEN E														
132 Lister Knobbly Chevrolet 1959 1. Yvan MAHE 2. Guillaume MAHE E								1	1	3:34.374	2:16.165	39.835	38.374	111.5	3:34.374							
1	1	5:52.527	4:36.996	38.473	37.058	97.2	5:52.527	2	1	1:45.617	29.819	38.053	37.745	155.6	5:19.991							
2	1	1:45.744	30.590	37.850	37.304	190.5	7:38.271	3	1	1:46.316	29.851	38.654	37.811	166.7	7:06.307							
3	1	4:55.539	B 31.149	38.062	3:46.328	165.6	12:33.810	4	1	1:43.169	28.860	37.161	37.148	169.8	8:49.476							



THE GENTLEMEN CHALLENGE
GRAND PRIX DE L'AGE D'OR
QUALIFYING

Sector Analysis

Personal Best Session Best B Crossing the finish line in pit lane

Lap	D	Time	Sector 1	Sector 2	Sector 3	T. Spd	Elapsed	Lap	D	Time	Sector 1	Sector 2	Sector 3	T. Spd	Elapsed
5	1	1:45.798	29.231	39.201	37.366	175.0	10:35.274	5	1	1:50.676	31.123	39.223	40.330	178.2	10:19.848
6	1	1:45.446	29.172	38.323	37.951	187.5	12:20.720	6	1	1:51.358	30.869	39.444	41.045	173.9	12:11.206
7	1	1:43.279	28.606	37.583	37.090	174.2	14:03.999	7	1	1:51.211	31.120	39.552	40.539	176.5	14:02.417
8	1	1:45.838	29.696	38.174	37.968	183.1	15:49.837	8	1	1:52.237	30.885	39.633	41.719	174.5	15:54.654
9	1	1:44.980	29.464	38.387	37.129	171.4	17:34.817	9	1	1:49.018	30.012	38.981	40.025	183.7	17:43.672
10	1	1:47.184	30.988	37.793	38.403	175.3	19:22.001	10	1	1:49.672	30.667	38.817	40.188	177.9	19:33.344
11	1	1:45.372	29.798	37.967	37.607	172.0	21:07.373	11	1	1:50.612	30.709	39.575	40.328	180.0	21:23.956
12	1	1:46.968	29.722	38.751	38.495	166.9	22:54.341	12	1	3:34.738 B	32.388	39.810	2:22.540	169.0	24:58.694
13	1	1:46.662	29.764	39.168	37.730	175.6	24:41.003	13	1	2:01.192	39.477	41.281	40.434	111.0	26:59.886
14	1	1:44.731	29.463	38.009	37.259	173.9	26:25.734	14	1	1:49.564	30.187	38.602	40.775	184.6	28:49.450
15	1	1:43.352	28.671	37.364	37.317	177.3	28:09.086	15	1	1:51.604	32.669	39.174	39.761	161.4	30:41.054
16	1	1:47.512	30.181	39.788	37.543	161.4	29:56.598								
17	1	1:46.208	29.935	38.754	37.519	173.9	31:42.806								

244 Austin-Healey 3000 Mk II 1962
1. MOZ F

1	1	3:07.771	1:41.920	43.773	42.078	112.0	3:07.771
2	1	1:51.934	31.916	40.605	39.413	158.4	4:59.705
3	1	1:50.678	31.558	39.740	39.380	158.1	6:50.383
4	1	1:51.321	31.018	39.829	40.474	164.9	8:41.704
5	1	1:51.796	30.903	41.047	39.846	170.1	10:33.500
6	1	1:49.134	30.385	39.594	39.155	173.9	12:22.634
7	1	1:51.571	31.116	40.177	40.278	161.9	14:14.205
8	1	1:48.743	30.218	39.274	39.251	177.9	16:02.948
9	1	1:53.750	33.342	40.939	39.469	137.4	17:56.698
10	1	1:53.147	30.571	43.288	39.288	173.4	19:49.845
11	1	1:48.617	30.290	39.067	39.260	174.2	21:38.462
12	1	1:49.593	30.171	40.109	39.313	175.6	23:28.055
13	1	1:51.175	30.120	41.072	39.983	176.2	25:19.230
14	1	1:53.685	29.815	39.609	44.261	184.6	27:12.915
15	1	1:54.616	34.108	41.038	39.470	141.2	29:07.531
16	1	1:57.015	31.628	42.718	42.669	174.2	31:04.546

250 Lotus XI S2 1100 1957
1. Sandy WATSON E
2. Dafyd RICHARDS

1	2	3:23.259	2:03.424	41.977	37.858	99.0	3:23.259
2	2	1:48.942	31.058	40.627	37.257	157.7	5:12.201
3	2	1:39.812	28.187	36.007	35.618	184.3	6:52.013
4	2	1:40.350	27.818	36.853	35.679	191.5	8:32.363
5	2	1:39.440	27.860	36.213	35.367	190.5	10:11.803
6	2	4:47.940 B	29.087	41.102	3:37.751	174.5	14:59.743
7	1	1:58.499	39.807	40.518	38.174	114.8	16:58.242
8	1	1:45.230	28.855	37.926	38.449	186.5	18:43.472
9	1	1:47.792	29.728	38.640	39.424	179.1	20:31.264
10	1	1:48.629	29.774	39.501	39.354	183.4	22:19.893
11	1	1:46.044	29.296	38.473	38.275	192.5	24:05.937
12	1	1:45.383	29.757	37.791	37.835	192.9	25:51.320
13	1	1:47.441	29.934	39.371	38.136	165.9	27:38.761
14	1	1:45.426	29.248	38.014	38.164	182.4	29:24.187
15	1	1:47.452	29.721	39.124	38.607	175.6	31:11.639

255 Morgan Plus 4 Super Sports 1965
1. Gonzague THEOL F

1	1	2:53.612	1:27.980	43.955	41.677	97.1	2:53.612
2	1	1:51.794	31.011	40.531	40.252	164.9	4:45.406
3	1	1:51.924	31.554	39.860	40.510	173.1	6:37.330
4	1	1:51.842	31.232	39.773	40.837	166.4	8:29.172

356 Porsche 356 (Pre-A) 1100 coupé 1951
1. Jean-François PENILLARD E

1	1	2:46.684	1:09.139	47.770	49.775	90.2	2:46.684
2	1	2:09.994	35.546	46.047	48.401	145.0	4:56.678
3	1	2:12.004	36.580	46.569	48.855	147.5	7:08.682
4	1	7:01.063 B	51.020	3:27.829	2:42.214	111.1	14:09.745
5	1	2:26.071	47.653	47.171	51.247	91.0	16:35.816
6	1	2:15.975	38.264	47.213	50.498	143.6	18:51.791
7	1	2:14.355	37.352	47.001	50.002	131.1	21:06.146
8	1	2:19.508	36.465	50.726	52.317	142.3	23:25.654

390 Lotus XI S2 1100 1958
1. Amaury GARIEL E
2. Vincent AUBRY

1	2	2:11.003	49.786	40.585	40.632	113.3	2:11.003
2	2	1:48.965	29.831	40.043	39.091	172.2	3:59.968
3	2	1:50.736	29.704	39.264	41.768	176.8	5:50.704
4	2	5:04.962 B	29.783	39.174	3:56.005	173.6	10:55.666
5	1	2:06.463	42.578	42.308	41.577	104.4	13:02.129
6	1	1:55.677	31.855	42.506	41.316	174.8	14:57.806
7	1	1:52.567	31.040	40.375	41.152	174.2	16:50.373
8	1	1:54.416	32.217	40.749	41.450	151.7	18:44.789
9	1	1:51.806	30.724	40.556	40.526	176.2	20:36.595
10	1	1:52.030	30.664	40.318	41.048	169.8	22:28.625
11	1	1:52.157	30.608	40.856	40.693	177.6	24:20.782
12	1	1:53.571	31.518	40.375	41.678	174.2	26:14.353
13	1	1:54.678	31.373	41.637	41.668	172.0	28:09.031
14	1	1:55.101	32.263	41.629	41.209	169.8	30:04.132