

THE GENTLEMEN CHALLENGE

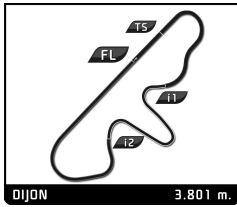
GRAND PRIX DE L'AGE D'OR

PRIVATE PRACTICE

Sector Analysis

■ Personal Best
 ■ Session Best
 ■ Crossing the finish line in pit lane

Lap	D	Time	Sector 1	Sector 2	Sector 3	T. Spd	Elapsed	Lap	D	Time	Sector 1	Sector 2	Sector 3	T. Spd	Elapsed
3 Alfa Romeo Giulia TZ 1965															
1. Jason STUART-WRIGHT F															
2. Ivo SALVADORI															
1	1	2:32.051	1:06.110	43.276	42.665	94.0	2:32.051	7	1	1:52.271	30.832	41.827	39.612	179.4	21:35.251
2	1	1:53.699	33.964	40.213	39.522	135.0	4:25.750	8	1	4:50.412 B	32.425	40.464	3:37.523	175.9	26:25.663
3	1	1:51.765	33.164	39.513	39.088	155.8	6:17.515	9	1	1:56.312	37.607	40.172	38.533	113.8	28:21.975
4	1	5:13.723 B	31.649	40.143	4:01.931	162.2	11:31.238	10	1	1:48.300	30.223	39.118	38.959	180.6	30:10.275
5	1	2:10.969	43.808	45.160	42.001	113.1	13:42.207								
6	1	1:58.108	33.904	44.038	40.166	141.0	15:40.315								
7	1	1:54.127	32.198	41.023	40.906	162.2	17:34.442								
8	1	1:53.299	31.580	41.869	39.850	168.5	19:27.741								
9	1	1:53.028	30.852	40.850	41.326	183.1	21:20.769								
10	1	1:50.772	31.414	40.206	39.152	177.3	23:11.541								
11	1	1:51.124	30.706	40.474	39.944	182.4	25:02.665								
12	1	1:50.824	31.164	40.402	39.258	164.6	26:53.489								
13	1	1:51.355	30.635	40.479	40.241	171.7	28:44.844								
7 Ferrari 250 GT SWB 1960															
1. Vincent GAYE E															
1	1	3:56.348	2:32.405	42.343	41.600	82.2	3:56.348								
2	1	1:54.348	33.192	40.563	40.593	139.0	5:50.696								
3	1	1:47.594	31.219	39.016	37.359	172.8	7:38.290								
4	1	1:45.217	29.530	38.705	36.982	179.1	9:23.507								
5	1	1:43.886	30.116	37.269	36.501	173.6	11:07.393								
6	1	1:43.176	29.285	37.331	36.560	180.6	12:50.569								
7	1	1:43.159	29.583	37.365	36.211	168.0	14:33.728								
8	1	5:19.394 B	29.168	37.711	4:12.515	177.0	19:53.122								
9	1	1:59.217	43.637	39.042	36.538	96.7	21:52.339								
10	1	1:43.506	29.524	37.891	36.091	181.5	23:35.845								
11	1	1:43.268	29.935	37.296	36.037	178.2	25:19.113								
12	1	1:42.957	29.884	36.945	36.128	179.4	27:02.070								
8 MG B 1964															
1. Emmanuel DE NOAILLES F															
1	1	3:31.817	2:01.024	45.597	45.196	101.3	3:31.817								
2	1	2:03.524	36.722	42.238	44.564	120.5	5:35.341								
3	1	1:57.945	33.332	41.333	43.280	152.8	7:33.286								
4	1	1:56.786	32.842	41.953	41.991	163.4	9:30.072								
5	1	1:55.786	33.212	39.856	42.718	160.5	11:25.858								
6	1	1:52.620	30.837	40.372	41.411	171.7	13:18.478								
7	1	2:06.588	33.300	44.605	48.683	165.1	15:25.066								
8	1	1:52.183	31.179	39.715	41.289	163.4	17:17.249								
9	1	1:52.901	31.337	40.383	41.181	167.2	19:10.150								
10	1	1:55.263	32.569	40.774	41.920	148.4	21:05.413								
11	1	1:52.272	30.735	40.545	40.992	170.3	22:57.685								
12	1	1:50.238	30.159	39.768	40.311	162.7	24:47.923								
13	1	1:50.302	30.098	39.614	40.590	171.4	26:38.225								
14	1	1:57.213	33.261	42.586	41.366	172.8	28:35.438								
9 Alfa Romeo Giulia TZ 1964															
1. Alain VÖGELE F															
1	1	9:09.828	7:48.696	40.802	40.330	110.4	9:09.828								
2	1	1:48.935	30.669	39.467	38.799	164.1	10:58.763								
3	1	3:06.057 B	30.516	39.332	1:56.209	171.4	14:04.820								
4	1	1:58.361	37.324	41.126	39.911	118.4	16:03.181								
5	1	1:51.214	32.391	40.033	38.790	163.1	17:54.395								
6	1	1:48.585	30.575	39.054	38.956	171.7	19:42.980								
10 Alfa Romeo Giulietta SZ Coda Tronca 1965															
1. Roberto TURRIZIANI F															
2. Maurizio BIANCO															
1	1	2:32.988	1:03.202	45.600	44.186	98.0	2:32.988								
2	1	1:58.087	35.678	41.427	40.982	130.0	4:31.075								
3	1	1:55.373	32.343	41.595	41.435	159.3	6:26.448								
4	1	1:54.853	32.850	41.024	40.979	145.2	8:21.301								
5	1	1:51.902	31.918	39.828	40.156	171.4	10:13.203								
6	1	4:09.918 B	32.230	42.509	2:55.179	151.0	14:23.121								
7	1	2:15.804	50.616	43.443	41.745	85.2	16:38.925								
8	1	1:52.225	31.399	39.974	40.852	151.0	18:31.150								
9	1	1:49.322	30.165	39.086	40.071	162.7	20:20.472								
10	1	1:59.639	31.322	44.109	44.208	148.6	22:20.111								
11	1	1:49.542	29.967	39.838	39.737	166.2	24:09.653								
12	1	1:48.879	29.769	39.776	39.334	159.8	25:58.532								
13	1	2:06.308	30.986	50.177	45.145	157.2	28:04.840								
14	1	1:47.341	29.327	39.041	38.973	160.0	29:52.181								
11 Cooper T38 1955															
1. Frederic WAKEMAN E															
2. Patrick BLAKENEY-EDWAR															
1	1	2:16.136	59.788	39.516	36.832	95.6	2:16.136								
2	1	1:45.893	31.114	38.489	36.290	162.4	4:02.029								
3	1	1:45.158	29.626	39.033	36.499	189.5	5:47.187								
4	1	1:41.819	28.271	36.579	36.969	189.5	7:29.006								
5	1	1:40.838	29.521	36.307	35.010	189.1	9:09.844								
6	1	1:39.230	27.589	36.316	35.325	194.9	10:49.074								
7	1	1:38.845	27.489	36.385	34.971	196.0	12:27.919								
8	1	1:41.325	29.192	37.249	34.884	185.6	14:09.244								
9	1	1:42.540	29.975	36.991	35.574	181.8	15:51.784								
10	1	4:26.217 B	30.557	40.743	3:14.917	170.1	20:18.001								
11	1	2:05.998	44.237	42.648	39.113	97.6	22:23.999								
12	1	1:45.756	29.140	39.557	37.059	175.3	24:09.755								
13	1	1:42.115	27.795	36.910	37.410	205.3	25:51.870								
17 Lister Knobbly Chevrolet 1958															
1. Luc-Pierre VERQUIN E															
1	1	2:02.948	49.304	37.598	36.046	118.6	2:02.948								
2	1	1:41.542	29.045	36.714	35.783	172.2	3:44.490								
3	1	1:57.910	31.530	49.789	36.591	160.5	5:42.400								
4	1	1:45.310	30.122	37.702	37.486	191.5	7:27.710								
5	1	1:40.570	29.273	36.372	34.925	181.5	9:08.280								
6	1	1:38.633	28.090	35.694	34.849	212.6	10:46.913								
7	1	1:39.315	28.292	36.308	34.715	195.3	12:26.228								
8	1	1:40.879	29.288	36.092	35.499	182.1	14:07.107								
9	1	1:40.744	29.955	35.969	34.820	173.4	15:47.851								
10	1	1:38.270	27.608	36.364	34.298	220.0	17:26.121								
11	1	1:40.538	27.866	37.353	35.319	198.9	19:06.659								
12	1	1:39.475	28.832	36.046	34.597	194.9	20:46.134								
13	1	3:29.058 B	28.341	36.907	2:23.810	214.3	24:15.192								
14	1	1:48.124	35.263	37.897	34.964	156.7	26:03.316								
15	1	1:41.228	28.487	36.476	36.265	194.9	27:44.544								
16	1	1:41.498	28.896	37.987	34.615	193.5	29:26.042								



THE GENTLEMEN CHALLENGE

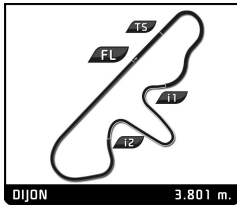
GRAND PRIX DE L'AGE D'OR

PRIVATE PRACTICE

Sector Analysis

■ Personal Best
 ■ Session Best
 ■ Crossing the finish line in pit lane

Lap	D	Time	Sector 1	Sector 2	Sector 3	T. Spd	Elapsed	Lap	D	Time	Sector 1	Sector 2	Sector 3	T. Spd	Elapsed
20 Ferrari 250 GT SWB (C) 1961															
1.Christian DUMOLIN E															
1	1	6:18.644	4:55.021	41.508	42.115	123.1	6:18.644	9	2	1:40.028	27.732	35.564	36.732	206.1	19:34.998
2	1	1:52.538	32.776	40.648	39.114	137.6	8:11.182	10	2	1:37.930	27.106	36.038	34.786	223.6	21:12.928
3	1	1:52.861	32.801	39.947	40.113	153.6	10:04.043	11	2	1:40.412	27.007	36.743	36.662	211.8	22:53.340
4	1	1:51.493	32.368	40.055	39.070	154.5	11:55.536	12	2	1:40.656	28.062	37.419	35.175	209.7	24:33.996
5	1	1:51.704	33.317	39.956	38.431	160.5	13:47.240	13	2	1:40.655	28.570	36.453	35.632	213.4	26:14.651
6	1	1:48.258	30.879	39.298	38.081	168.2	15:35.498	14	2	1:40.645	29.073	36.740	34.832	202.6	27:55.296
7	1	1:51.369	33.710	39.705	37.954	155.2	17:26.867	15	2	1:40.887	27.599	35.704	37.584	218.2	29:36.183
8	1	1:45.855	29.853	39.024	36.978	191.5	19:12.722								
9	1	1:48.729	31.491	39.413	37.825	169.3	21:01.451								
10	1	1:48.827	30.971	39.330	38.526	165.9	22:50.278								
11	1	1:47.741	30.478	39.801	37.462	170.9	24:38.019								
12	1	1:51.551	32.044	39.901	39.606	173.9	26:29.570								
13	1	1:50.613	31.964	40.001	38.648	170.3	28:20.183								
14	1	1:49.149	31.058	38.993	39.098	180.6	30:09.332								
22 Lister Jaguar Knobbly 1958															
1.Charles de VILLAUCOURT E															
1	1	3:18.670	1:59.036	41.800	37.834	103.0	3:18.670								
2	1	1:45.956	31.615	37.999	36.342	145.2	5:04.626								
3	1	1:40.762	29.000	37.071	34.691	178.5	6:45.388								
4	1	1:41.788	28.725	35.982	37.081	174.8	8:27.176								
5	1	4:03.328 B	30.621	37.171	2:55.536	168.7	12:30.504								
6	1	1:50.831	34.539	37.379	38.913	142.5	14:21.335								
7	1	1:44.011	31.344	37.164	35.503	167.7	16:05.346								
8	1	1:41.849	29.944	36.904	35.001	184.3	17:47.195								
9	1	1:39.933	27.988	37.300	34.645	186.9	19:27.128								
10	1	1:40.388	28.514	36.963	34.911	193.2	21:07.516								
11	1	1:42.360	29.066	37.818	35.476	167.4	22:49.876								
12	1	1:40.192	27.751	36.324	36.117	199.3	24:30.068								
23 René Bonnet Djet CRB1 1962															
1.Eric BOUFFARD F															
1	1	4:15.797	2:13.519	1:00.016	1:02.262	89.0	4:15.797								
2	1	2:32.520	43.193	55.457	53.870	119.2	6:48.317								
3	1	2:30.570	41.749	53.361	55.460	132.8	9:18.887								
4	1	2:28.175	40.559	55.031	52.585	133.3	11:47.062								
5	1	2:29.859	42.351	52.303	55.205	137.1	14:16.921								
6	1	2:24.478	40.667	52.453	51.358	134.7	16:41.399								
7	1	2:22.845	39.456	51.514	51.875	139.4	19:04.244								
8	1	2:25.430	40.226	53.531	51.673	137.2	21:29.674								
9	1	2:28.418	39.791	55.407	53.220	138.8	23:58.092								
10	1	2:28.124	39.875	55.297	52.952	135.5	26:26.216								
11	1	2:28.754	43.280	51.956	53.518	143.2	28:54.970								
29 Lotus XV 1959															
1.Jonathan MOWLEM E															
2.Bonamy GRIMES															
1	1	3:08.207	1:52.455	37.992	37.760	80.2	3:08.207								
2	1	1:48.735	35.936	37.054	35.745	116.8	4:56.942								
3	1	1:39.333	27.719	36.427	35.187	210.1	6:36.275								
4	1	1:39.708	27.476	36.375	35.857	211.8	8:15.983								
5	1	4:23.680 B	28.191	36.311	3:19.178	194.6	12:39.663								
6	2	1:51.293	37.169	38.479	35.645	133.2	14:30.956								
7	2	1:42.111	28.533	37.732	35.846	201.9	16:13.067								
8	2	1:41.903	27.232	38.545	36.126	216.4	17:54.970								
30 Porsche 356 (pré-A) 1500 S Coupé 1954															
1.Gilles COURAUDON E															
2.Maxime GRANSART															
1	1	2:32.616	1:01.544	46.411	44.661	88.5	2:32.616								
2	1	1:59.298	35.554	41.144	42.600	138.6	4:31.914								
3	1	1:55.962	32.388	41.705	41.869	167.7	6:27.876								
4	1	1:54.898	32.483	40.953	41.462	158.8	8:22.774								
5	1	1:56.451	32.466	41.941	42.044	171.4	10:19.225								
6	1	4:38.659 B	32.680	41.172	3:24.807	159.8	14:57.884								
7	2	2:16.838	43.458	48.322	45.058	107.9	17:14.722								
8	2	2:07.720	36.736	46.586	44.398	165.6	19:22.442								
9	2	2:05.846	35.893	44.926	45.027	171.2	21:28.288								
10	2	2:04.065	35.288	44.187	44.590	145.6	23:32.353								
11	2	2:02.568	34.416	44.287	43.865	167.4	25:34.921								
12	2	2:03.280	34.105	44.853	44.322	180.0	27:38.201								
13	2	2:03.603	34.884	44.722	43.997	166.7	29:41.804								
31 Austin-Healey 3000 Mk II 1965															
1.Paul ANCELIN F															
1	1	3:07.422	1:43.086	42.013	42.323	118.7	3:07.422								
2	1	1:58.043	37.016	41.954	39.073	114.9	5:05.465								
3	1	1:47.646	30.598	39.028	38.020	167.4	6:53.111								
4	1	3:05.765 B	31.896	38.334	1:55.535	164.4	9:58.876								
5	1	1:54.491	36.636	38.963	38.892	134.5	11:53.367								
6	1	1:48.818	31.347	38.928	38.543	166.2	13:42.185								
7	1	1:46.690	30.414	38.521	37.755	171.2	15:28.875								
8	1	1:48.480	31.602	38.920	37.958	165.4	17:17.355								
9	1	1:46.808	31.101	38.091	37.616	181.5	19:04.163								
10	1	1:47.258	30.543	38.657	38.058	162.9	20:51.421								
11	1	1:46.140	30.084	38.097	37.959	173.9	22:37.561								
12	1	1:47.665	31.581	37.742	38.342	155.8	24:25.226								
13	1	1:47.651	31.331	38.065	38.255	172.8	26:12.877								
14	1	1:46.792	30.432	38.030	38.330	168.5	27:59.669								
15	1	1:46.974	31.445	37.737	37.792	166.2	29:46.643								
32 Porsche 356 (B) 2000 GS Carrera 2 coupé 1962															
1.Marie-Claude FIRMENICH F															
1	1	3:41.724	2:09.801	45.908	46.015	88.1	3:41.724								
2	1	2:06.301	37.576	44.870	43.855	128.1	5:48.025								
3	1	14:35.708 B	33.541	45.932	...	167.4	20:23.733								
4	1	2:12.482	44.436	43.535	44.511	101.8	22:36.215								
5	1	2:00.137	32.956	42.178	45.003	173.6	24:36.352								
6	1	2:00.168	33.188	42.744	44.236	168.2	26:36.520								
7	1	2:03.487	34.260	45.549	43.678	166.2	28:40.007								
33 MG B 1965															
1.Georges ROCCHIETTA F															
2.Charles-Edouard ROUSSE															
1	2	2:28.668	1:04.675	42.201	41.792	100.8	2:28.668								
2	2	1:49.778	30.671	38.936	40.171	154.3	4:18.446								
3	2	1:48.288	29.959	38.752	39.577	162.9	6:06.734								



THE GENTLEMEN CHALLENGE
GRAND PRIX DE L'AGE D'OR
PRIVATE PRACTICE

Sector Analysis

Personal Best Session Best B Crossing the finish line in pit lane

Lap	D	Time	Sector 1	Sector 2	Sector 3	T. Spd	Elapsed	Lap	D	Time	Sector 1	Sector 2	Sector 3	T. Spd	Elapsed
4	2	1:49.035	30.392	39.311	39.332	179.1	7:55.769	2	1	1:55.101	35.514	40.496	39.091	121.5	4:41.333
5	2	3:38.826 B	29.558	40.290	2:28.978	179.1	11:34.595	3	1	4:48.634 B	32.287	40.725	3:35.622	161.7	9:29.967
6	2	1:56.909	38.225	38.819	39.865	120.4	13:31.504	4	1	1:59.346	39.309	40.588	39.449	126.8	11:29.313
7	2	1:47.952	29.373	39.026	39.553	181.2	15:19.456	5	1	1:51.862	32.437	39.882	39.543	160.7	13:21.175
8	2	1:46.280	28.849	38.009	39.422	184.0	17:05.736	6	1	4:27.728 B	34.831	46.877	3:06.020	152.8	17:48.903
9	2	1:46.218	29.103	37.881	39.234	184.3	18:51.954	7	1	2:02.089	40.259	41.927	39.903	128.6	19:50.992

34 Morgan Plus 4 Super Sports 1962
1.Christophe PRIM F

1	1	2:14.504	49.242	42.703	42.559	108.1	2:14.504
2	1	1:57.744	32.690	42.654	42.400	154.7	4:12.248
3	1	1:56.849	32.191	42.002	42.656	168.0	6:09.097
4	1	2:00.233	33.917	43.124	43.192	148.8	8:09.330
5	1	1:59.503	33.031	43.549	42.923	168.0	10:08.833
6	1	1:57.656	32.306	41.656	43.694	170.1	12:06.489
7	1	1:58.693	31.739	44.020	42.934	171.4	14:05.182
8	1	1:57.076	33.148	41.808	42.120	148.6	16:02.258
9	1	1:56.042	31.569	42.416	42.057	171.2	17:58.300
10	1	1:56.116	31.695	42.092	42.329	162.2	19:54.416
11	1	1:55.640	32.631	41.197	41.812	170.9	21:50.056
12	1	1:56.358	31.973	42.352	42.033	176.2	23:46.414
13	1	2:01.234	32.705	45.082	43.447	158.1	25:47.648
14	1	2:03.151	31.262	49.226	42.663	170.1	27:50.799
15	1	1:53.189	31.235	40.910	41.044	173.1	29:43.988

38 Porsche 356 (C) 2000 05 Carrera 2 coupé 1964
1.Gabriel BALTHAZARD F
2.Didier MARIS

1	2	2:14.026	50.853	41.589	41.584	109.2	2:14.026
2	2	1:51.846	32.056	40.403	39.387	156.1	4:05.872
3	2	1:54.281	31.097	40.953	42.231	169.8	6:00.153
4	2	6:12.394 B	30.472	39.353	5:02.569	188.5	12:12.547
5	1	2:12.051	47.972	40.971	43.108	106.3	14:24.598
6	1	1:50.417	31.294	39.228	39.895	193.9	16:15.015
7	1	5:31.364 B	31.333	43.431	4:16.600	178.2	21:46.379
8	1	2:07.137	40.700	42.039	44.398	118.4	23:53.516
9	1	1:50.287	31.284	39.434	39.569	172.0	25:43.803
10	1	1:53.321	33.593	40.283	39.445	161.9	27:37.124
11	1	1:47.180	30.102	37.972	39.106	189.5	29:24.304

40 Porsche 356 (B) 575 Hardtop-Coupé TS 1961
1.Marc JULLY E
2.Agathe JULLY

1	1	3:39.377	1:58.573	51.792	49.012	81.6	3:39.377
2	1	2:24.735	39.373	54.132	51.230	122.6	6:04.112
3	1	2:15.746	37.635	49.727	48.384	137.8	8:19.858
4	1	2:15.435	38.131	48.770	48.534	135.7	10:35.293
5	1	2:10.499	36.424	47.361	46.714	142.9	12:45.792
6	1	2:09.848	37.650	45.835	46.363	142.1	14:55.640
7	1	4:32.245 B	36.808	47.357	3:08.080	138.1	19:27.885
8	1	2:01.606	38.690	41.289	41.627	113.6	21:29.491
9	1	1:54.627	31.632	40.581	42.414	160.5	23:24.118
10	1	1:54.405	31.783	40.720	41.902	161.9	25:18.523
11	1	1:52.447	32.159	39.698	40.590	156.3	27:10.970
12	1	1:51.457	31.111	39.592	40.754	163.9	29:02.427

44 Allard J2 1951
1.Michel GROSFFILLIER E

1	1	2:46.232	1:20.126	45.303	40.803	87.4	2:46.232
---	---	----------	----------	--------	--------	------	----------

45 Alfa Romeo Giulia TZ 1965
1.Carlo VÖGELE F

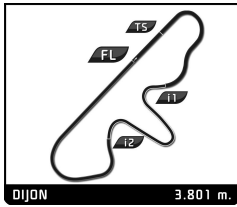
1	1	5:02.752	3:41.777	41.271	39.704	105.2	5:02.752
2	1	1:47.850	30.482	40.372	36.996	162.7	6:50.602
3	1	3:21.444 B	29.366	37.636	2:14.442	163.1	10:12.046
4	1	1:53.523	35.341	39.219	38.963	125.0	12:05.569
5	1	1:45.169	28.890	37.853	38.426	194.6	13:50.738
6	1	1:43.258	29.007	37.659	36.592	170.9	15:33.996
7	1	1:44.400	29.702	36.860	37.838	180.0	17:18.396
8	1	1:43.172	29.572	37.039	36.561	185.2	19:01.568
9	1	1:41.576	28.178	36.531	36.867	184.0	20:43.144

49 Porsche 356 (C) SC coupé 1965
1.Bill STEPHENS F
2.Will STEPHENS

1	1	7:43.743	6:12.824	45.613	45.306	107.9	7:43.743
2	1	2:07.828	35.410	48.146	44.272	149.2	9:51.571
3	1	1:58.673	33.984	42.272	42.417	156.3	11:50.244
4	1	2:01.828	34.928	43.747	43.153	142.5	13:52.072
5	1	4:16.059 B	34.246	43.457	2:58.356	150.0	18:08.131
6	2	2:00.872	40.607	39.843	40.422	113.1	20:09.003
7	2	1:53.155	29.850	41.807	41.498	184.0	22:02.158
8	2	1:48.632	29.540	39.243	39.849	185.2	23:50.790
9	2	1:49.653	29.724	39.607	40.322	189.1	25:40.443
10	2	1:49.088	29.635	40.223	39.230	189.8	27:29.531
11	2	1:47.923	29.514	39.002	39.407	189.5	29:17.454

50 Lotus XI 1500 1956
1.Christian ODIN E

1	1	2:58.731	1:37.366	40.776	40.589	112.4	2:58.731
2	1	1:54.780	34.111	41.083	39.586	142.9	4:53.511
3	1	1:51.746	31.117	40.211	40.418	155.8	6:45.257
4	1	1:49.116	30.741	39.112	39.263	158.4	8:34.373
5	1	2:41.158 B	30.046	41.722	1:29.390	184.9	11:15.531
6	1	1:59.260	40.629	38.948	39.683	105.6	13:14.791
7	1	1:48.278	30.022	38.994	39.262	182.1	15:03.069
8	1	1:49.833	30.513	40.261	39.059	169.8	16:52.902
9	1	1:47.937	29.910	39.153	38.874	186.2	18:40.839
10	1	1:47.313	29.709	38.357	39.247	196.0	20:28.152
11	1	1:49.058	30.905	38.525	39.628	180.6	22:17.210
12	1	1:51.983	31.238	40.886	39.859	172.0	24:09.193
13	1	1:48.735	29.980	39.334	39.421	176.5	25:57.928
14	1	1:49.132	29.870	39.473	39.789	180.6	27:47.060
15	1	1:48.822	29.884	39.888	39.050	185.9	29:35.882

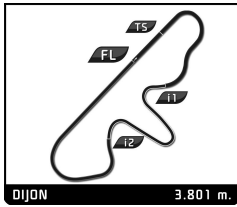


THE GENTLEMEN CHALLENGE
GRAND PRIX DE L'AGE D'OR
PRIVATE PRACTICE

Sector Analysis

Personal Best Session Best B Crossing the finish line in pit lane

Lap	D	Time	Sector 1	Sector 2	Sector 3	T. Spd	Elapsed	Lap	D	Time	Sector 1	Sector 2	Sector 3	T. Spd	Elapsed		
53	TYR Grantura Mk III 1965							F	8	1	2:11.280	36.890	46.769	47.621	146.5	22:08.236	
	1. Guy GRANT								9	1	2:14.067	37.006	47.383	49.678	144.2	24:22.303	
	1	1	2:55.988	1:29.451	42.968	43.569	104.1		2:55.988	10	1	2:15.058	39.044	46.991	49.023	131.7	26:37.361
	2	1	2:03.186	36.928	42.992	43.266	134.5		4:59.174	11	1	2:14.657	37.409	47.594	49.654	149.0	28:52.018
	3	1	1:58.992	33.726	42.404	42.862	170.3		6:58.166								
	4	1	1:58.130	32.896	42.093	43.141	183.4		8:56.296								
	5	1	1:56.648	33.134	40.964	42.550	172.2		10:52.944								
	6	1	1:53.842	32.166	40.212	41.464	178.2		12:46.786								
	7	1	1:54.678	32.240	40.828	41.610	171.4		14:41.464								
	8	1	1:54.776	32.200	40.895	41.681	183.4		16:36.240								
	9	1	1:55.111	32.521	40.862	41.728	181.5		18:31.351								
	10	1	2:04.903	34.512	41.513	48.878	154.9		20:36.254								
	11	1	2:03.352	37.679	43.567	42.106	126.8		22:39.606								
12	1	1:55.641	32.454	41.225	41.962	181.8	24:35.247										
13	1	1:56.907	31.561	41.908	43.438	184.9	26:32.154										
58	Porsche 904/6 Carrera GTS 1965							F									
	1. Yves VÖGELE																
	1	1	6:27.737	5:05.830	41.999	39.908	111.0		6:27.737								
	2	1	1:50.504	31.974	39.219	39.311	161.4		8:18.241								
	3	1	1:46.687	29.201	39.086	38.400	184.0		10:04.928								
	4	1	1:51.074	31.898	40.033	39.143	170.3		11:56.002								
	5	1	2:58.995 B	33.392	40.307	1:45.296	159.5		14:54.997								
	6	1	1:52.904	36.653	39.102	37.149	132.4		16:47.901								
	7	1	1:44.369	29.496	37.432	37.441	205.7		18:32.270								
	8	1	1:46.882	31.589	37.695	37.598	157.2		20:19.152								
	9	1	1:44.049	28.112	38.510	37.427	206.5		22:03.201								
	10	1	1:45.126	29.121	37.583	38.422	181.8		23:48.327								
	11	1	1:43.553	28.493	38.545	36.515	195.7		25:31.880								
12	1	1:42.099	28.595	37.450	36.054	191.8	27:13.979										
60	Porsche 904/4 Carrera GTS 1964							F									
	1. Peter VÖGELE																
	1	1	3:58.136	2:34.346	41.611	42.179	82.2		3:58.136								
	2	1	1:53.467	32.996	41.485	38.986	178.2		5:51.603								
	3	1	1:54.368	31.082	42.518	40.768	185.9		7:45.971								
	4	1	1:48.505	31.436	38.234	38.835	175.0		9:34.476								
	5	1	1:47.838	30.593	38.417	38.828	192.2		11:22.314								
	6	1	1:45.907	29.827	37.889	38.191	191.8		13:08.221								
	7	1	2:57.421 B	29.527	39.050	1:48.844	192.2		16:05.642								
	8	1	1:55.446	38.422	38.501	38.523	124.3		18:01.088								
	9	1	1:47.667	30.040	38.848	38.779	184.9		19:48.755								
	10	1	1:47.192	29.427	39.014	38.751	199.3		21:35.947								
	11	1	1:46.842	30.011	37.872	38.959	186.5		23:22.789								
12	1	1:45.716	29.518	37.859	38.339	197.8	25:08.505										
13	1	1:45.356	29.508	38.252	37.596	198.9	26:53.861										
71	Triumph TR4 1964							F									
	1. Laurent CHARBONNEAU																
	1	1	3:24.074	1:42.089	52.720	49.265	96.0		3:24.074								
	2	1	2:11.272	38.659	45.791	46.822	128.0		5:35.346								
	3	1	2:14.879	39.414	48.493	46.972	135.2		7:50.225								
	4	1	2:12.129	38.088	46.828	47.213	139.7		10:02.354								
	5	1	2:11.956	38.023	46.628	47.305	140.8		12:14.310								
	6	1	5:25.288 B	35.813	45.302	4:04.173	152.8		17:39.598								
	7	1	2:17.358	44.250	45.716	47.392	108.7		19:56.956								
	72	Austin-Healey 3000 Mk I 1962							F								
		1. François FILLON															
		2. André RAULIN															
		1	1	2:13.679	51.651	41.284	40.744			116.6	2:13.679						
2		1	1:51.084	32.070	39.549	39.465	159.1	4:04.763									
3		1	1:55.862	31.800	40.538	43.524	165.1	6:00.625									
4		1	1:50.952	31.735	39.788	39.429	165.4	7:51.577									
5		1	1:56.079	33.204	42.145	40.730	161.4	9:47.656									
6		1	4:24.641 B	31.283	40.258	3:13.100	178.8	14:12.297									
7		2	2:01.766	40.059	41.067	40.640	116.1	16:14.063									
8		2	1:53.701	33.381	40.544	39.776	142.1	18:07.764									
9		2	1:56.350	33.936	40.918	41.496	143.8	20:04.114									
10		2	1:57.714	33.861	42.290	41.563	139.2	22:01.828									
11	2	1:55.832	33.176	42.304	40.352	150.2	23:57.660										
12	2	1:51.677	32.325	40.096	39.256	159.5	25:49.337										
13	2	1:51.468	31.919	40.712	38.837	165.1	27:40.805										
14	2	1:53.919	32.319	42.185	39.415	162.7	29:34.724										
77	Cooper T39 1955							E									
	1. Christian GODARD																
	2. Felix GODARD																
	1	1	2:42.229	1:16.367	43.680	42.182	95.5		2:42.229								
	2	1	1:57.766	35.917	41.571	40.278	120.1		4:39.995								
	3	1	1:52.660	31.292	41.938	39.430	166.2		6:32.655								
	4	1	1:55.895	34.498	41.137	40.260	146.5		8:28.550								
	5	1	1:51.013	31.238	40.977	38.798	172.8		10:19.563								
	6	1	1:50.178	30.288	40.020	39.870	169.0		12:09.741								
	7	1	1:51.084	30.778	41.723	38.583	164.6		14:00.825								
	8	1	1:49.092	30.422	39.201	39.469	169.0		15:49.917								
	9	1	1:47.766	30.022	39.121	38.623	179.4		17:37.683								
	10	1	1:47.385	29.592	39.567	38.226	167.2		19:25.068								
11	1	1:49.002	30.242	40.278	38.482	176.8	21:14.070										
12	1	1:47.790	29.598	39.664	38.528	183.1	23:01.860										
13	1	1:48.241	30.411	39.098	38.732	165.4	24:50.101										
14	1	1:46.319	29.345	39.058	37.916	177.0	26:36.420										
15	1	1:49.047	31.414	39.009	38.624	170.9	28:25.467										
85	Lotus Elite 1959							E									
	1. Pierre-Emmanuel CHAMP.																
	1	1	3:12.330	1:41.924	45.558	44.848	106.1		3:12.330								
	2	1	2:06.204	36.019	45.900	44.285	138.6		5:18.534								
	3	1	2:04.882	35.455	44.800	44.627	160.0		7:23.416								
	4	1	3:56.897 B	36.158	50.113	2:30.626	151.3		11:20.313								
	5	1	2:11.073	43.391	44.111	43.571	96.8		13:31.386								
	6	1	2:03.389	35.346	44.713	43.330	142.1		15:34.775								
	7	1	2:04.272	36.523	45.090	42.659	136.2		17:39.047								
	8	1	2:01.306	33.970	43.904	43.432	160.2		19:40.353								
	9	1	2:00.119	32.949	44.685	42.485	166.9		21:40.472								
	10	1	2:00.162	33.506	43.653	43.003	150.8		23:40.634								
	11	1	2:00.826	33.247	44.169	43.410	163.9		25:41.460								
12	1	2:09.774	35.558	46.997	47.219	149.6	27:51.234										
13	1	2:00.190	34.021	43.437	42.732	154.3	29:51.424										

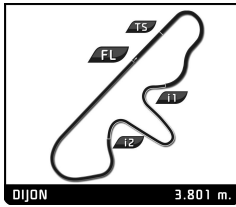


THE GENTLEMEN CHALLENGE
GRAND PRIX DE L'AGE D'OR
PRIVATE PRACTICE

Sector Analysis

Personal Best Session Best B Crossing the finish line in pit lane

Lap	D	Time	Sector 1	Sector 2	Sector 3	T. Spd	Elapsed	Lap	D	Time	Sector 1	Sector 2	Sector 3	T. Spd	Elapsed	
87		TYR Grantura Mk III 1965							3	1	1:48.256	29.388	38.854	40.014	175.9	6:25.294
		1.Mark ASHWORTH						F	4	1	1:46.342	29.310	37.901	39.131	184.6	8:11.636
									5	1	2:59.719	B 31.365	39.400	1:48.954	155.8	11:11.355
									6	1	1:53.616	35.602	38.258	39.756	127.8	13:04.971
									7	1	1:56.848	29.341	47.325	40.182	186.2	15:01.819
									8	1	1:47.597	30.289	38.225	39.083	178.8	16:49.416
									9	1	1:46.605	29.580	37.895	39.130	192.2	18:36.021
									10	1	1:46.723	29.755	37.707	39.261	188.5	20:22.744
									11	1	1:46.467	29.552	38.151	38.764	173.9	22:09.211
									12	1	1:45.808	28.768	37.950	39.090	181.8	23:55.019
104		Austin-Healey 100-4 1956							1	1	2:47.537	1:19.342	44.187	44.008	87.9	2:47.537
		1.François de CHANTERAC						E	2	1	1:58.915	35.606	41.527	41.782	111.6	4:46.452
									3	1	3:11.211	B 32.418	43.276	1:55.517	164.4	7:57.663
									4	1	2:13.843	46.011	45.446	42.386	106.1	10:11.506
									5	1	1:56.845	32.185	41.809	42.851	167.7	12:08.351
									6	1	1:56.810	32.518	41.571	42.721	161.2	14:05.161
									7	1	2:00.780	35.397	42.547	42.836	131.1	16:05.941
									8	1	1:57.161	32.178	41.729	43.254	166.9	18:03.102
									9	1	1:54.431	32.140	41.233	41.058	165.9	19:57.533
									10	1	1:55.670	32.111	41.899	41.660	164.1	21:53.203
									11	1	1:55.283	31.708	41.544	42.031	166.2	23:48.486
									12	1	1:55.107	32.464	40.704	41.939	162.2	25:43.593
									13	1	2:04.556	34.396	47.103	43.057	161.2	27:48.149
									14	1	1:53.518	31.362	40.581	41.575	175.3	29:41.667
114		MG B 1963							1	1	3:49.993	2:13.474	48.447	48.072	87.0	3:49.993
		1.Cédric TERNOIS						F	2	1	2:16.491	39.454	49.420	47.617	120.3	6:06.484
									3	1	2:15.892	38.049	48.391	49.452	137.9	8:22.376
									4	1	2:14.987	37.026	48.090	49.871	141.0	10:37.363
									5	1	2:11.931	35.570	47.018	49.343	147.5	12:49.294
									6	1	4:32.770	B 35.972	44.890	3:11.908	136.7	17:22.064
									7	1	2:26.468	44.140	50.015	52.313	92.9	19:48.532
									8	1	2:21.033	39.611	50.672	50.750	127.4	22:09.565
									9	1	2:14.985	37.796	49.475	47.714	131.5	24:24.550
									10	1	2:17.664	39.416	48.499	49.749	126.3	26:42.214
									11	1	2:11.215	36.398	46.645	48.172	131.1	28:53.429
126		Triumph TR3 1957							1	1	2:50.362	1:12.289	47.185	50.888	91.4	2:50.362
		1.Nicolas CHALANSET						E	2	1	2:15.951	40.122	48.030	47.799	116.1	5:06.313
									3	1	2:09.361	36.872	45.122	47.367	135.8	7:15.674
									4	1	2:12.557	37.577	47.224	47.756	138.1	9:28.231
									5	1	2:09.904	37.063	45.991	46.850	141.7	11:38.135
									6	1	2:10.813	38.476	44.858	47.479	145.4	13:48.948
									7	1	2:08.958	36.112	44.335	48.511	142.1	15:57.906
									8	1	3:50.294	B 35.328	45.913	2:29.053	149.6	19:48.200
									9	1	2:21.214	46.694	46.901	47.619	101.5	22:09.414
									10	1	2:08.356	35.868	45.547	46.941	138.8	24:17.770
									11	1	2:05.972	35.780	43.528	46.664	149.4	26:23.742
									12	1	2:06.807	35.702	44.378	46.727	155.8	28:30.549
92		Lister Knobby Chevrolet 1960							1	1	3:47.816	2:16.626	47.481	43.709	99.4	3:47.816
		1.Wolf ZWEIFLER						E	2	1	1:58.973	34.267	43.772	40.934	138.8	5:46.789
									3	1	2:00.180	33.500	44.356	42.324	167.4	7:46.969
									4	1	4:28.134	B 33.766	44.554	3:09.814	149.2	12:15.103
									5	1	2:10.205	44.711	41.538	43.956	113.8	14:25.308
									6	1	1:57.112	35.247	42.018	39.847	161.0	16:22.420
									7	1	2:57.478	B 32.287	37.510	1:47.681	163.9	19:19.898
									8	1	2:05.925	41.321	42.744	41.860	113.7	21:25.823
									9	1	1:57.441	33.914	41.467	42.060	143.8	23:23.264
									10	1	1:52.893	32.409	40.323	40.161	180.6	25:16.157
									11	1	1:55.466	34.757	41.192	39.517	136.2	27:11.623
									12	1	1:55.904	37.277	40.021	38.606	136.2	29:07.527
94		Jaguar E-Type 3.8 1961							1	1	2:23.013	59.444	43.412	40.157	104.0	2:23.013
		1.Georges VERQUIN						E	2	1	1:53.044	32.163	41.788	39.093	159.8	4:16.057
									3	1	1:51.990	31.605	41.292	39.093	149.6	6:08.047
									4	1	1:55.793	34.310	42.419	39.064	146.3	8:03.840
									5	1	1:53.692	32.758	41.492	39.442	141.0	9:57.532
									6	1	1:52.797	31.495	42.297	39.005	162.2	11:50.329
									7	1	1:52.098	32.295	41.092	38.711	155.8	13:42.427
									8	1	1:50.554	31.426	40.201	38.927	166.4	15:32.981
									9	1	1:49.039	30.612	40.053	38.374	170.1	17:22.020
									10	1	1:50.013	31.034	40.620	38.359	168.2	19:12.033
									11	1	1:51.338	32.748	40.024	38.566	150.6	21:03.371
									12	1	1:49.818	30.932	40.168	38.718	171.7	22:53.189
									13	1	1:49.194	30.426	40.461	38.307	192.5	24:42.383
									14	1	1:50.837	30.762	39.633	40.442	175.9	26:33.220
									15	1	1:52.947	32.660	40.345	39.942	131.5	28:26.167
									16	1	2:03.893	32.390	40.993	50.510	152.8	30:30.060
100		Austin-Healey 100 S 1954							1	1	2:47.162	1:28.458	39.911	38.793	111.0	2:47.162
		1.Sébastien BERCHON						E	2	1	1:49.876	33.027	38.026	38.823	125.7	4:37.038

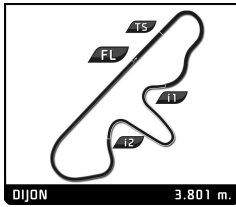


THE GENTLEMEN CHALLENGE
GRAND PRIX DE L'AGE D'OR
PRIVATE PRACTICE

Sector Analysis

Personal Best Session Best B Crossing the finish line in pit lane

Lap	D	Time	Sector 1	Sector 2	Sector 3	T. Spd	Elapsed	Lap	D	Time	Sector 1	Sector 2	Sector 3	T. Spd	Elapsed
127	Triumph TR3S 1959 1. Robin BUIATTI-HAZE E							6	1	1:37.208	26.874	36.378	33.956	190.5	10:52.657
1	1	3:30.813	1:52.435	51.167	47.211	93.8	3:30.813	220	Austin-Healey 3000 Mk II 1962 1. Jean-Pascal CUEREL F						
2	1	2:09.879	37.552	47.421	44.906	141.9	5:40.692	1	1	22:41.711	...	43.122	39.552	95.2	22:41.711
3	1	2:09.711	35.654	48.828	45.229	140.8	7:50.403	2	1	1:52.939	32.873	39.190	40.876	149.8	24:34.650
4	1	2:03.625	34.152	44.744	44.729	159.1	9:54.028	3	1	1:50.793	30.683	40.848	39.262	189.5	26:25.443
5	1	2:06.038	34.546	47.396	44.096	167.2	12:00.066	4	1	2:46.454 B	32.558	39.220	1:34.676	167.4	29:11.897
6	1	2:03.169	34.049	44.039	45.081	166.7	14:03.235	239	Elva Mk V 1959 1. Louis ZURSTRASSEN E						
7	1	2:02.760	33.798	44.320	44.642	170.3	16:05.995	1	1	2:44.467	1:21.597	42.719	40.151	81.3	2:44.467
8	1	2:01.600	33.332	44.435	43.833	155.4	18:07.595	2	1	1:50.603	34.154	38.779	37.670	113.0	4:35.070
9	1	3:32.320 B	35.153	43.943	2:13.224	166.4	21:39.915	3	1	1:44.272	29.244	37.879	37.149	174.2	6:19.342
10	1	2:13.730	41.313	47.242	45.175	113.7	23:53.645	4	1	1:46.811	30.113	38.765	37.933	158.6	8:06.153
11	1	2:02.039	33.654	43.939	44.446	174.5	25:55.684	5	1	3:32.449 B	32.291	38.006	2:22.152	153.8	11:38.602
12	1	2:02.230	34.116	44.255	43.859	173.9	27:57.914	6	1	1:54.414	37.107	39.031	38.276	128.9	13:33.016
13	1	2:00.947	33.718	42.976	44.253	173.9	29:58.861	7	1	1:46.416	29.345	38.435	38.636	169.5	15:19.432
129	Jaguar D-Type 1955 1. Pierre-Antoine LHOTE E							8	1	1:45.518	29.566	38.248	37.704	168.7	17:04.950
1	1	15:34.104	...	46.013	48.011	97.7	15:34.104	9	1	1:44.462	28.733	38.220	37.509	179.4	18:49.412
2	1	2:03.013	36.738	42.418	43.857	142.9	17:37.117	244	Austin-Healey 3000 Mk II 1962 1. MOZ F						
3	1	2:00.005	35.442	43.067	41.496	141.5	19:37.122	1	1	2:09.304	46.603	41.516	41.185	104.8	2:09.304
4	1	1:59.036	34.309	42.744	41.983	171.2	21:36.158	2	1	1:54.356	33.162	40.632	40.562	157.7	4:03.660
5	1	2:00.549	35.014	43.637	41.898	161.4	23:36.707	3	1	1:55.401	31.528	40.705	43.168	166.9	5:59.061
6	1	2:01.020	36.181	43.365	41.474	151.0	25:37.727	4	1	1:51.511	31.134	40.642	39.735	176.2	7:50.572
7	1	2:00.719	34.755	43.978	41.986	155.2	27:38.446	5	1	1:56.670	31.560	43.749	41.361	175.0	9:47.242
8	1	2:00.397	34.044	43.788	42.565	163.1	29:38.843	6	1	1:52.484	30.525	42.030	39.929	190.8	11:39.726
132	Lister Knobbly Chevrolet 1959 1. Yvan MAHE E 2. Guillaume MAHE							7	1	1:55.251	31.439	43.020	40.792	171.4	13:34.977
1	1	2:17.776	1:01.558	39.572	36.646	97.6	2:17.776	8	1	1:53.467	32.616	40.793	40.058	167.4	15:28.444
2	1	1:47.021	30.183	39.153	37.685	178.2	4:04.797	9	1	1:51.426	30.948	40.367	40.111	176.5	17:19.870
3	1	1:43.277	28.489	38.159	36.629	187.8	5:48.074	10	1	1:50.932	31.351	39.784	39.797	173.1	19:10.802
4	1	1:42.557	29.194	37.500	35.863	175.3	7:30.631	11	1	1:50.407	31.428	39.783	39.196	175.9	21:01.209
152	DB HBR5 Surbaissé 1960 1. Mathieu DORE E							12	1	1:50.816	31.928	39.687	39.201	166.4	22:52.025
1	1	2:59.505	1:18.743	49.679	51.083	88.5	2:59.505	13	1	1:50.745	30.627	41.095	39.023	194.9	24:42.770
2	1	2:18.038	38.633	49.046	50.359	116.5	5:17.543	14	1	1:51.846	30.948	39.884	41.014	170.3	26:34.616
3	1	2:12.639	37.256	46.108	49.275	136.4	7:30.182	15	1	1:54.800	35.577	40.071	39.152	157.0	28:29.416
4	1	2:11.078	35.572	46.620	48.886	138.6	9:41.260	16	1	1:52.941	30.305	39.734	42.902	188.5	30:22.357
5	1	2:12.281	35.176	47.972	49.133	137.2	11:53.541	250	Lotus Xi S2 1100 1958 1. Sandy WATSON E 2. Dafyd RICHARDS						
6	1	2:10.069	36.834	45.202	48.033	136.9	14:03.610	1	2	3:02.454	1:42.377	39.627	40.450	120.8	3:02.454
7	1	3:47.926 B	38.922	46.692	2:22.312	139.0	17:51.536	2	2	1:49.949	33.933	37.730	38.286	123.6	4:52.403
8	1	2:15.312	42.514	45.255	47.543	97.4	20:06.848	3	2	1:44.177	30.758	36.701	36.718	167.2	6:36.580
9	1	2:07.125	34.762	44.689	47.674	139.7	22:13.973	4	2	1:41.131	28.131	36.431	36.569	189.1	8:17.711
10	1	2:09.618	34.657	47.140	47.821	138.8	24:23.591	5	2	1:45.598	27.958	38.379	39.261	185.6	10:03.309
11	1	2:07.570	35.540	44.387	47.643	140.1	26:31.161	6	2	1:42.178	28.456	37.064	36.658	190.8	11:45.487
12	1	2:09.899	36.762	45.265	47.872	139.9	28:41.060	7	2	1:43.459	29.092	37.287	37.080	190.1	13:28.946
216	Lister Jaguar Flat Iron 1955 1. James THORPE E							8	2	4:50.786 B	28.573	39.508	3:42.705	184.9	18:19.732
1	1	2:36.417	1:22.042	38.817	35.558	97.7	2:36.417	9	1	2:01.276	41.183	40.598	39.495	110.0	20:21.008
2	1	1:40.275	30.743	35.679	33.853	154.3	4:16.692	10	1	1:46.202	30.140	37.673	38.389	163.4	22:07.210
3	1	1:38.297	27.442	35.418	35.437	190.5	5:54.989	11	1	1:47.683	29.682	38.882	39.119	190.8	23:54.893
4	1	1:42.283	28.085	38.996	35.202	188.5	7:37.272	12	1	1:48.780	30.241	39.564	38.975	175.9	25:43.673
5	1	1:38.177	28.192	35.809	34.176	200.0	9:15.449	13	1	1:48.451	29.801	40.487	38.163	185.9	27:32.124
								14	1	1:44.887	29.007	37.559	38.321	189.8	29:17.011



THE GENTLEMEN CHALLENGE

GRAND PRIX DE L'AGE D'OR

PRIVATE PRACTICE

Sector Analysis

■ Personal Best
 ■ Session Best
 B Crossing the finish line in pit lane

Lap	D	Time	Sector 1	Sector 2	Sector 3	T. Spd	Elapsed	Lap	D	Time	Sector 1	Sector 2	Sector 3	T. Spd	Elapsed
255 Morgan Plus 4 Super Sports 1965															
1. Gonzague THEOL F															
1	1	2:59.410	1:31.119	43.949	44.342	105.1	2:59.410								
2	1	1:59.747	34.982	42.150	42.615	131.9	4:59.157								
3	1	1:53.501	32.483	40.192	40.826	164.6	6:52.658								
4	1	1:53.728	32.741	39.721	41.266	160.0	8:46.386								
5	1	1:52.496	31.406	39.965	41.125	160.7	10:38.882								
6	1	1:53.345	32.408	40.299	40.638	161.9	12:32.227								
7	1	1:53.187	30.876	40.495	41.816	169.3	14:25.414								
8	1	1:54.008	32.794	40.353	40.861	158.8	16:19.422								
9	1	1:52.563	31.242	40.119	41.202	164.9	18:11.985								
10	1	1:52.131	31.829	39.294	41.008	154.1	20:04.116								
11	1	1:52.675	31.165	40.577	40.933	166.2	21:56.791								
12	1	1:51.732	31.026	40.666	40.040	170.6	23:48.523								
13	1	1:52.091	30.925	40.123	41.043	168.2	25:40.614								
14	1	1:52.050	31.315	40.167	40.568	167.2	27:32.664								
15	1	1:51.603	31.247	39.968	40.388	173.6	29:24.267								
356 Porsche 356 (Pre-A) 1100 coupé 1951															
1. Jean-François PENILLARD E															
1	1	3:06.312	1:24.158	50.097	52.057	87.6	3:06.312								
2	1	2:18.190	40.050	48.778	49.362	111.5	5:24.502								
3	1	2:16.154	37.954	47.389	50.811	133.2	7:40.656								
4	1	2:15.344	37.284	46.717	51.343	138.3	9:56.000								
5	1	7:59.758 B	37.488	48.037	6:34.233	140.8	17:55.758								
6	1	2:26.745	48.343	47.856	50.546	84.2	20:22.503								
7	1	2:14.303	37.643	46.994	49.666	132.4	22:36.806								
390 Lotus XI S2 1100 1958															
1. Amaury GARIEL E															
2. Vincent AUBRY															
1	1	2:51.348	1:24.745	43.960	42.643	93.7	2:51.348								
2	1	2:00.160	36.770	41.209	42.181	112.6	4:51.508								
3	1	1:54.358	31.894	40.694	41.770	173.9	6:45.866								
4	1	1:52.903	31.530	40.049	41.324	164.4	8:38.769								
5	1	1:53.038	30.921	40.373	41.744	177.0	10:31.807								
6	1	1:53.521	31.239	40.816	41.466	175.0	12:25.328								
7	1	4:02.199 B	32.102	41.031	2:49.066	171.2	16:27.527								
8	1	1:58.304	37.644	40.581	40.079	114.5	18:25.831								
9	1	1:49.995	30.409	39.477	40.109	174.5	20:15.826								
10	1	1:48.588	30.000	38.451	40.137	177.0	22:04.414								
11	1	1:49.042	29.981	38.592	40.469	174.2	23:53.456								
12	1	1:48.031	30.031	38.722	39.278	174.5	25:41.487								
13	1	1:50.375	30.875	40.096	39.404	180.0	27:31.862								
14	1	1:46.638	29.589	38.389	38.660	177.9	29:18.500								