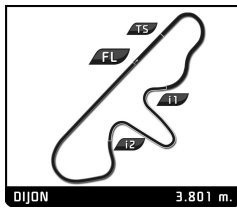


SIXTIES' ENDURANCE
GRAND PRIX DE L'AGE D'OR
QUALIFYING

Sector Analysis

Personal Best Session Best B Crossing the finish line in pit lane

Lap	D	Time	Sector 1	Sector 2	Sector 3	T. Spd	Elapsed	Lap	D	Time	Sector 1	Sector 2	Sector 3	T. Spd	Elapsed
2		Shelby Cobra Daytona Coupe 1965													
		1. Jeremy COTTINGHAM GT5													
		2. Harvey STANLEY													
1	1	2:05.940	56.282	35.529	34.129	134.3	2:05.940	14	1	4:47.393 B	26.627	34.612	3:46.154	190.8	36:47.218
2	1	1:38.247	27.368	36.368	34.511	197.8	3:44.187	15	1	1:44.644	32.908	34.339	37.397	144.6	38:31.862
3	1	1:37.289	27.314	36.067	33.908	176.2	5:21.476	16	1	1:34.185	26.420	34.267	33.498	199.6	40:06.047
4	1	1:35.115	26.896	34.879	33.340	191.5	6:56.591								
5	1	1:34.668	26.817	34.318	33.533	194.2	8:31.259								
6	1	1:34.737	26.774	34.717	33.246	208.5	10:05.996								
7	1	1:34.817	26.764	34.592	33.461	210.1	11:40.813								
8	1	3:42.772 B	27.364	34.348	2:41.060	195.7	15:23.585								
9	2	2:04.401	48.794	41.755	33.852	72.2	17:27.986								
10	2	1:34.704	26.742	34.465	33.497	201.1	19:02.690								
11	2	1:35.511	26.695	34.964	33.852	215.1	20:38.201								
12	2	1:34.508	26.351	34.657	33.500	217.7	22:12.709								
13	2	1:35.550	26.755	34.573	34.222	212.2	23:48.259								
14	2	1:35.047	26.137	34.874	34.036	222.2	25:23.306								
15	2	1:34.665	26.452	34.293	33.920	224.1	26:57.971								
16	2	1:36.773	26.341	36.251	34.181	218.2	28:34.744								
17	2	1:42.554	32.655	35.514	34.385	227.8	30:17.298								
18	2	1:34.362	26.074	34.528	33.760	222.7	31:51.660								
19	2	1:33.840	26.321	34.226	33.293	218.6	33:25.500								
3		Shelby Cobra Daytona Coupe 1965													
		1. Armand MILLE GT5													
		2. Yves SCEMAMA													
1	1	2:06.357	57.444	35.361	33.552	133.2	2:06.357								
2	1	1:36.522	27.236	35.154	34.132	189.8	3:42.879								
3	1	1:35.849	27.634	34.761	33.454	178.5	5:18.728								
4	1	1:36.423	27.869	34.454	34.100	185.2	6:55.151								
5	1	1:34.013	26.432	34.051	33.530	188.2	8:29.164								
6	1	1:34.107	26.496	34.260	33.351	196.0	10:03.271								
7	1	15:14.119 B	26.412			193.9	25:17.390								
8	2	1:42.560	33.189	35.182	34.189	148.4	26:59.950								
9	2	1:35.942	26.775	34.992	34.175	206.9	28:35.892								
10	2	1:34.745	26.328	34.625	33.792	204.5	30:10.637								
11	2	1:34.284	26.309	34.390	33.585	207.3	31:44.921								
12	2	1:36.744	27.673	34.778	34.293	167.7	33:21.665								
13	2	1:35.070	26.277	35.065	33.728	205.3	34:56.735								
14	2	1:34.728	26.428	34.674	33.626	200.4	36:31.463								
15	2	1:34.775	26.509	34.756	33.510	212.2	38:06.238								
16	2	1:34.762	26.095	34.741	33.926	208.1	39:41.000								
6		Shelby Cobra Daytona Coupe 1964													
		1. Olivier GALANT GT5													
1	1	2:16.574	1:06.154	35.905	34.515	133.5	2:16.574								
2	1	1:34.663	26.830	33.928	33.905	180.0	3:51.237								
3	1	1:36.721	27.275	35.118	34.328	184.3	5:27.958								
4	1	5:51.607 B	26.726	34.320	4:50.561	183.4	11:19.565								
5	1	1:44.288	33.683	35.800	34.805	133.3	13:03.853								
6	1	2:43.918	39.038	58.157	1:06.723	169.3	15:47.771								
7	1	1:59.155	50.958	34.580	33.617	74.3	17:46.926								
8	1	6:09.912 B			4:48.585	188.8	23:56.838								
9	1	1:42.520	33.202	34.428	34.890	144.4	25:39.358								
10	1	1:35.276	26.820	34.620	33.836	186.9	27:14.634								
11	1	1:35.226	27.055	34.002	34.169	189.8	28:49.860								
12	1	1:35.059	26.861	34.075	34.123	189.5	30:24.919								
13	1	1:34.906	26.504	34.375	34.027	193.2	31:59.825								
8		Jaguar E-Type 3.8 1965													
		1. Xavier GALANT GT4													
1	1	3:12.568	1:52.422	40.715	39.431	102.6	3:12.568								
2	1	1:48.796	31.863	39.148	37.785	148.4	5:01.364								
3	1	1:45.777	30.297	38.204	37.276	166.2	6:47.141								
4	1	1:46.463	30.797	36.953	38.713	162.9	8:33.604								
5	1	1:45.427	30.533	37.595	37.299	157.4	10:19.031								
6	1	1:44.347	29.594	37.298	37.455	176.5	12:03.378								
7	1	6:28.758 B	29.813	37.223	5:21.722	170.6	18:32.136								
8	1	1:53.143	37.000	38.017	38.126	124.3	20:25.279								
9	1	1:44.546	29.973	37.902	36.671	173.4	22:09.825								
10	1	1:44.648	29.911	37.538	37.199	164.4	23:54.473								
11	1	1:42.500	29.208	36.789	36.503	166.2	25:36.973								
12	1	1:42.546	28.741	36.911	36.894	179.4	27:19.519								
13	1	1:40.799	28.535	36.100	36.164	179.7	29:00.318								
14	1	1:41.479	29.419	36.333	35.727	175.0	30:41.797								
15	1	1:41.802	29.342	36.143	36.317	168.7	32:23.599								
16	1	1:41.274	28.387	36.967	35.920	189.5	34:04.873								
17	1	1:42.361	29.209	36.396	36.756	173.1	35:47.234								
18	1	1:40.334	28.531	35.728	36.075	175.9	37:27.568								
19	1	1:40.533	28.828	35.697	36.008	174.2	39:08.101								
20	1	1:40.692	28.793	35.923	35.976	169.3	40:48.793								
11		Shelby Cobra 289 1965													
		1. Frederic WAKEMAN GT5													
		2. Patrick BLAKENEY-EDWAR													
1	1	3:17.874	1:59.920	40.309	37.645	126.8	3:17.874								
2	1	1:37.551	27.344	36.059	34.148	190.8	4:55.425								
3	1	1:36.592	27.836	34.992	33.764	185.2	6:32.017								
4	1	1:35.340	26.809	34.479	34.052	200.0	8:07.357								
5	1	1:35.920	27.240	35.000	33.680	186.2	9:43.277								
6	1	1:38.393	28.487	35.619	34.287	184.6	11:21.670								
7	1	1:39.329	27.039	36.004	36.286	197.8	13:00.999								
8	1	2:21.346	33.381	50.403	57.562	190.8	15:22.345								
9	1	2:03.128	46.232	42.628	34.268	85.8	17:25.473								
10	1	1:35.074	26.590	34.392	34.092	200.4	19:00.547								
11	1	3:26.629 B	27.096	34.774	2:24.759	193.2	22:27.176								
12	2	1:44.098	34.104	35.629	34.365	150.8	24:11.274								
13	2	1:37.491	28.026	35.306	34.159	178.8	25:48.765								
14	2	1:39.040	27.882	36.184	34.974	177.0	27:27.805								
15	2	1:38.039	28.299	35.567	34.173	184.6	29:05.844								
16	2	1:36.266	27.059	35.296	33.911	201.1	30:42.110								
17	2	1:37.443	27.693	35.334	34.416	177.9	32:19.553								
18	2	1:37.151	27.645	35.449	34.057	190.8	33:56.704								
19	2	1:37.444	27.534	35.467	34.443	180.3	35:34.148								
20	2	1:36.537	27.274	35.256	34.007	184.6	37:10.685								
21	2	1:38.515	28.256	35.850	34.409	186.9	38:49.200								
22	2	1:36.800	27.303	35.210	34.287	191.2	40:26.000								
12		Shelby Cobra 289 1963													
		1. Charles de VILLAUCOURT GT5													
1	1	2:32.929	1:17.150	38.465	37.314	119.9	2:32.929								
2	1	1:39.440	29.910	35.006	34.524	157.4	4:12.369								
3	1	1:35.518	27.507	34.266	33.745	189.5	5:47.887								

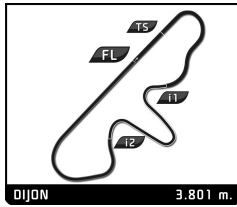


SIXTIES' ENDURANCE
GRAND PRIX DE L'AGE D'OR
QUALIFYING

Sector Analysis

Personal Best Session Best B Crossing the finish line in pit lane

Lap	D	Time	Sector 1	Sector 2	Sector 3	T. Spd	Elapsed	Lap	D	Time	Sector 1	Sector 2	Sector 3	T. Spd	Elapsed						
4	1	1:38.883	29.334	35.708	33.841	168.2	7:26.770	17	1	1:37.775	28.349	35.161	34.265	204.2	31:14.579						
5	1	1:36.013	27.805	34.352	33.856	175.9	9:02.783	18	1	1:38.878	28.007	35.623	35.248	190.5	32:53.457						
6	1	1:37.160	27.590	34.298	35.272	191.8	10:39.943	19	1	1:39.979	29.867	35.859	34.253	154.5	34:33.436						
7	1	1:37.800	27.848	35.769	34.183	189.1	12:17.743	20	1	1:40.780	28.483	37.549	34.748	183.4	36:14.216						
8	1	4:52.152 B	28.222	37.572	3:46.358	184.3	17:09.895	21	1	1:40.720	28.682	36.892	35.146	180.9	37:54.936						
9	1	2:00.628	36.039	42.280	42.309	120.3	19:10.523	19 Bizzarrini 5300 GT 1965 1. David HART 2. Olivier HART GT5													
10	1	2:01.955	33.722	41.069	47.164	140.1	21:12.478	1	1	2:01.847	52.829	35.057	33.961	147.5	2:01.847						
11	1	1:49.235	32.915	42.554	33.766	166.2	23:01.713	2	1	1:37.011	27.391	34.734	34.886	192.5	3:38.858						
12	1	1:35.290	27.259	34.252	33.779	194.2	24:37.003	3	1	1:34.392	27.290	34.266	32.836	201.1	5:13.250						
13	1	1:36.190	27.444	34.883	33.863	201.1	26:13.193	4	1	1:34.730	27.325	34.001	33.404	196.0	6:47.980						
14	1	1:36.116	27.342	34.421	34.353	189.8	27:49.309	5	1	1:35.061	27.488	34.267	33.306	184.0	8:23.041						
15	1	1:36.551	27.672	34.824	34.055	186.2	29:25.860	6	1	1:34.134	26.823	34.252	33.059	200.0	9:57.175						
16	1	1:35.214	27.074	34.208	33.932	201.5	31:01.074	7	1	1:34.703	26.744	34.625	33.334	200.4	11:31.878						
17	1	1:36.120	27.502	34.629	33.989	200.7	32:37.194	8	1	4:51.475 B	27.144	35.469	3:48.862	187.5	16:23.353						
18	1	1:41.167	31.526	35.160	34.481	147.3	34:18.361	9	2	1:40.205	32.542	34.378	33.285	159.1	18:03.558						
19	1	1:38.032	29.191	34.706	34.135	161.4	35:56.393	10	2	1:33.185	26.901	33.547	32.737	186.2	19:36.743						
20	1	1:39.756	28.063	36.368	35.325	177.9	37:36.149	11	2	1:34.206	25.888	34.082	34.236	209.3	21:10.949						
21	1	1:37.471	29.131	34.389	33.951	170.1	39:13.620	12	2	1:35.058	27.326	34.364	33.368	196.0	22:46.007						
22	1	1:36.047	27.256	34.759	34.032	206.9	40:49.667	13	2	1:32.730	26.031	33.594	33.105	216.4	24:18.737						
14 Lotus Elan 26R 1965 1. Wolfgang MOLITOR 2. Christian MOLITOR GT2							21 Lotus 15 1958 1. Michael BIRCH 2. Luke STEVENS SP3														
1	1	2:18.438	1:03.300	37.320	37.818	128.7	2:18.438	1	1	3:43.952	2:32.697	36.715	34.540	127.8	3:43.952						
2	1	1:44.145	28.696	38.381	37.068	191.5	4:02.583	2	1	1:37.443	27.158	36.280	34.005	190.1	5:21.395						
3	1	1:44.742	29.020	38.551	37.171	177.0	5:47.325	3	1	1:35.129	26.596	34.741	33.792	209.3	6:56.524						
4	1	1:47.588	29.819	39.004	38.765	186.9	7:34.913	4	1	1:33.887	26.496	34.076	33.315	206.5	8:30.411						
5	1	1:43.776	29.146	37.399	37.231	187.2	9:18.689	5	1	1:33.614	25.972	34.089	33.553	224.5	10:04.025						
6	1	1:45.134	29.430	37.984	37.720	189.8	11:03.823	6	1	1:33.561	26.250	33.799	33.512	210.1	11:37.586						
7	1	1:51.474	30.981	41.943	38.550	164.4	12:55.297	7	1	3:36.398 B	26.163	36.496	2:33.739	233.8	15:13.984						
8	1	4:31.825 B	35.686	48.518	3:07.621	184.6	17:27.122	8	2	2:06.179	46.102	46.281	33.796	97.7	17:20.163						
9	2	1:54.014	37.464	38.845	37.705	135.2	19:21.136	9	2	1:33.576	25.950	34.375	33.251	202.6	18:53.739						
10	2	1:44.030	29.065	37.079	37.886	187.5	21:05.166	10	2	1:32.984	25.761	33.915	33.308	209.3	20:26.723						
11	2	1:42.436	29.176	36.274	36.986	187.8	22:47.602	22 Jaguar E-Type 3.8 1963 1. Jean-Luc BLANCHEMAIN GT4													
12	2	1:45.553	29.052	39.121	37.380	189.5	24:33.155	1	1	2:31.785	1:18.067	38.504	35.214	126.9	2:31.785						
13	2	1:45.339	30.870	37.574	36.895	193.5	26:18.494	2	1	1:37.062	27.248	35.530	34.284	189.5	4:08.847						
14	2	1:41.449	28.139	36.287	37.023	196.0	27:59.943	3	1	1:37.263	27.045	35.539	34.679	197.4	5:46.110						
15	2	1:43.050	28.965	36.807	37.278	189.1	29:42.993	4	1	1:38.105	28.113	35.298	34.694	181.5	7:24.215						
16	2	1:43.095	29.004	36.933	37.158	193.5	31:26.088	5	1	1:37.370	27.864	35.246	34.260	180.9	9:01.585						
17 Shelby Cobra 289 1965 1. Luc-Pierre VERQUIN GT5							1								1	1:37.732	27.271	34.988	35.473	189.8	10:39.317
1	1	2:24.281	1:11.923	36.882	35.476	141.7	2:24.281	7	1	1:36.973	27.616	35.342	34.015	194.9	12:16.290						
2	1	1:39.130	28.687	35.710	34.733	184.9	4:03.411	8	1	3:55.321 B	27.107	35.779	2:52.435	201.5	16:11.611						
3	1	1:40.108	29.163	36.413	34.532	179.7	5:43.519	9	1	1:45.336	35.414	35.666	34.256	126.6	17:56.947						
4	1	1:39.036	28.328	35.653	35.055	188.5	7:22.555	10	1	1:36.967	27.281	35.396	34.290	186.9	19:33.914						
5	1	1:38.081	27.995	35.550	34.536	206.1	9:00.636	11	1	1:37.200	26.731	35.413	35.056	198.5	21:11.114						
6	1	1:38.185	27.698	35.270	35.217	209.3	10:38.821	12	1	1:36.746	27.456	35.141	34.149	205.3	22:47.860						
7	1	1:38.906	27.880	36.523	34.503	216.4	12:17.727	13	1	1:36.237	26.932	35.046	34.259	196.0	24:24.097						
8	1	4:07.680 B	27.789	37.459	3:02.432	194.2	16:25.407	14	1	1:36.565	27.428	35.024	34.113	177.9	26:00.662						
9	1	1:45.286	33.866	36.407	35.013	148.1	18:10.693	23 TVR Griffith 200 1965 1. Toni SEILER 2. Peter JOOS GT5													
10	1	1:37.353	27.777	35.118	34.458	215.1	19:48.046	1	1	3:36.698	2:21.005	38.377	37.316	128.1	3:36.698						
11	1	1:38.302	28.165	35.668	34.469	206.9	21:26.348	2	1	1:40.054	28.935	35.468	35.651	180.9	5:16.752						
12	1	1:37.999	28.578	35.084	34.337	187.2	23:04.347	3	1	1:39.245	27.858	35.339	36.048	185.6	6:55.997						
13	1	1:38.952	28.209	35.614	35.129	200.4	24:43.299														
14	1	1:37.577	27.863	35.184	34.530	203.4	26:20.876														
15	1	1:38.014	28.012	35.464	34.538	207.7	27:58.890														
16	1	1:37.914	28.046	35.545	34.323	206.5	29:36.804														



SIXTIES' ENDURANCE
GRAND PRIX DE L'AGE D'OR
QUALIFYING

Sector Analysis

Personal Best Session Best B Crossing the finish line in pit lane

Lap	D	Time	Sector 1	Sector 2	Sector 3	T. Spd	Elapsed	Lap	D	Time	Sector 1	Sector 2	Sector 3	T. Spd	Elapsed
4	1	3:25.977 B	29.722	35.961	2:20.294	169.8	10:21.974	14	2	1:35.453	26.595	34.513	34.345	203.4	30:00.482
5	2	1:48.732	35.000	37.711	36.021	127.7	12:10.706	15	2	1:36.570	27.203	35.019	34.348	193.9	31:37.052
6	2	1:58.152	27.823	36.696	53.633	191.5	14:08.858	16	2	1:35.439	26.878	34.324	34.237	207.7	33:12.491
7	2	2:29.058	39.600	47.396	1:02.062	100.8	16:37.916	17	2	1:35.189	26.785	34.172	34.232	194.9	34:47.680
8	2	1:42.178	31.644	35.720	34.814	131.9	18:20.094	18	2	1:35.594	26.812	34.076	34.706	196.7	36:23.274
9	2	1:37.439	27.466	35.432	34.541	183.4	19:57.533	19	2	1:35.168	27.023	34.245	33.900	197.1	37:58.442
10	2	5:33.284 B	28.274	37.056	4:27.954	173.1	25:30.817	20	2	1:50.714	32.193	41.511	37.010	178.8	39:49.156
11	1	1:56.373	41.041	38.594	36.738	118.3	27:27.190	21	2	1:34.927	26.381	34.292	34.254	213.9	41:24.083
12	1	1:42.338	28.737	36.734	36.867	184.6	29:09.528								
13	1	1:41.510	28.312	37.376	35.822	192.9	30:51.038								
14	1	1:44.678	28.506	38.316	37.856	184.9	32:35.716								
15	1	1:43.158	30.285	36.858	36.015	166.2	34:18.874								
16	1	1:43.253	30.618	36.712	35.923	164.1	36:02.127								
17	1	1:40.952	28.589	36.193	36.170	180.3	37:43.079								
18	1	1:41.512	28.773	36.660	36.079	187.2	39:24.591								
19	1	1:40.122	27.964	36.369	35.789	198.2	41:04.713								

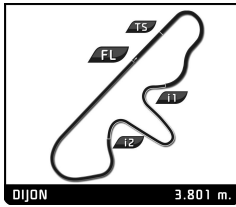
24		Jaguar E-Type 3.8 1963		GT4			
		1. François FILLON					
		2. André RAULIN					
1	2	2:46.815	1:31.858	38.123	36.834	117.9	2:46.815
2	2	1:38.903	28.077	35.316	35.510	186.2	4:25.718
3	2	1:38.226	27.460	35.652	35.114	192.9	6:03.944
4	2	1:39.328	27.821	35.955	35.552	189.8	7:43.272
5	2	1:41.163	29.492	36.118	35.553	177.9	9:24.435
6	2	1:40.101	28.352	36.171	35.578	191.5	11:04.536
7	2	1:45.465	29.450	39.329	36.686	178.8	12:50.001
8	2	2:09.433	29.707	46.285	53.441	192.2	14:59.434
9	2	2:10.567	45.147	49.341	36.079	95.0	17:10.001
10	2	1:39.285	27.745	36.325	35.215	194.6	18:49.286
11	2	3:19.678 B	29.036	38.083	2:12.559	170.1	22:08.964
12	1	1:51.011	36.198	38.006	36.807	139.7	23:59.975
13	1	1:43.939	28.964	38.723	36.252	175.3	25:43.914
14	1	1:44.146	28.978	38.511	36.657	165.6	27:28.060
15	1	1:43.193	29.277	37.509	36.407	167.2	29:11.253
16	1	1:44.025	28.142	39.827	36.056	191.2	30:55.278
17	1	1:41.897	28.548	37.231	36.118	169.3	32:37.175
18	1	1:44.603	31.144	37.133	36.326	142.5	34:21.778
19	1	1:43.484	28.969	37.047	37.468	156.1	36:05.262
20	1	1:44.613	31.107	37.464	36.042	164.1	37:49.875
21	1	1:41.672	29.650	36.554	35.468	159.8	39:31.547
22	1	1:42.500	29.068	37.751	35.681	166.9	41:14.047

31		Shelby Cobra 289 1964		GT5			
		1. Charles FIRMENICH					
		2. Benjamin MONNAY					
1	1	3:18.661	2:05.712	37.408	35.541	110.7	3:18.661
2	1	1:38.897	27.684	36.079	35.134	194.9	4:57.558
3	1	1:37.930	28.006	35.355	34.569	203.8	6:35.488
4	1	1:38.698	27.150	36.729	34.819	206.9	8:14.186
5	1	1:37.721	27.544	35.215	34.962	187.5	9:51.907
6	1	3:09.118 B	27.783	35.270	2:06.065	187.5	13:01.025
7	1	5:28.160 B	44.002	57.321	3:46.837	130.9	18:29.185
8	2	1:42.328	32.923	34.788	34.617	133.5	20:11.513
9	2	1:35.379	26.816	34.454	34.109	200.0	21:46.892
10	2	1:37.586	27.424	34.895	35.267	204.2	23:24.478
11	2	1:35.740	26.640	34.556	34.544	206.5	25:00.218
12	2	1:36.512	26.911	34.983	34.618	198.9	26:36.730
13	2	1:48.299	31.442	40.795	36.062	171.2	28:25.029

43		Jaguar E-Type 3.8 1965		GT4			
		1. James THORPE					
		2. Phil QUAIFE					
1	1	1:56.467	47.095	36.500	32.872	102.6	1:56.467
2	1	1:34.596	26.427	34.910	33.259	209.3	3:31.063
3	1	1:33.557	25.905	34.631	33.021	220.4	5:04.620
4	1	1:33.290	26.012	34.009	33.269	201.5	6:37.910
5	1	1:33.563	25.591	35.005	32.967	211.4	8:11.473
6	1	1:38.046	25.750	36.130	36.166	210.5	9:49.519
7	1	1:35.728	25.924	35.482	34.322	200.4	11:25.247
8	1	8:19.466 B	26.949	39.098	7:13.419	200.4	19:44.713
9	2	1:41.401	33.682	34.159	33.560	143.6	21:26.114
10	2	1:33.055	26.327	33.915	32.813	199.6	22:59.169
11	2	1:33.208	26.011	33.797	33.400	192.5	24:32.377
12	2	1:35.114	27.210	34.363	33.541	185.9	26:07.491
13	2	1:32.987	26.209	33.710	33.068	198.9	27:40.478
14	2	1:32.209	25.639	33.718	32.852	205.7	29:12.687

46		Bizzarrini 5300 GT 1965		GT5			
		1. Volker HICHERT					
		2. Björn EBSEN					
1	2	2:06.305	54.487	36.861	34.957	123.6	2:06.305
2	2	1:41.307	28.303	38.307	34.697	183.4	3:47.612
3	2	1:40.804	29.821	35.967	35.016	196.4	5:28.416
4	2	1:38.018	27.678	35.605	34.735	182.7	7:06.434
5	2	1:37.687	27.839	35.491	34.357	203.8	8:44.121
6	2	3:26.035 B	28.858	36.546	2:20.631	180.9	12:10.156
7	1	2:06.373	34.433	37.168	54.772	136.9	14:16.529
8	1	2:21.800	42.813	42.799	56.188	86.8	16:38.329
9	1	1:40.276	30.105	35.500	34.671	158.8	18:18.605
10	1	1:36.544	26.966	35.293	34.285	201.5	19:55.149
11	1	1:36.416	26.575	35.568	34.273	212.2	21:31.565
12	1	1:38.581	27.405	36.587	34.589	189.5	23:10.146
13	1	1:36.433	26.927	35.105	34.401	209.3	24:46.579
14	1	1:36.037	27.140	34.985	33.912	192.5	26:22.616

54		Austin-Healey 3000 Mk II 1965		GT3			
		1. Philipp ZUMSTEIN					
		2. Marc HAURI					
1	1	3:55.042	2:33.235	41.226	40.581	120.0	3:55.042
2	1	1:49.080	30.491	39.017	39.572	171.2	5:44.122
3	1	1:51.337	32.647	38.833	39.857	142.3	7:35.459
4	1	1:49.089	31.332	39.266	38.491	153.2	9:24.548
5	1	1:47.875	30.476	38.793	38.606	158.1	11:12.423
6	1	1:49.651	29.915	40.264	39.472	169.8	13:02.074
7	1	2:22.111	34.032	51.028	57.051	162.4	15:24.185
8	1	2:09.564	46.423	43.749	39.392	86.4	17:33.749
9	1	1:49.080	30.495	38.824	39.761	170.1	19:22.829
10	1	1:48.177	30.685	39.462	38.030	166.4	21:11.006
11	1	1:47.479	30.349	39.338	37.792	164.1	22:58.485
12	1	1:47.156	30.147	39.063	37.946	181.5	24:45.641



SIXTIES' ENDURANCE
GRAND PRIX DE L'AGE D'OR
QUALIFYING

Sector Analysis

Personal Best Session Best B Crossing the finish line in pit lane

Lap	D	Time	Sector 1	Sector 2	Sector 3	T. Spd	Elapsed	Lap	D	Time	Sector 1	Sector 2	Sector 3	T. Spd	Elapsed
13	1	1:46.380	30.216	38.397	37.767	166.4	26:32.021	8	1	2:04.020	28.212	37.238	58.570	180.3	14:15.645
14	1	4:12.380B	31.431	38.993	3:01.956	160.7	30:44.401	9	1	4:22.194B	42.668	42.532	2:56.994	93.0	18:37.839
15	2	1:52.322	36.627	37.525	38.170	124.3	32:36.723	10	2	1:48.634	34.978	36.547	37.109	128.9	20:26.473
16	2	1:43.395	30.036	37.027	36.332	157.9	34:20.118	11	2	1:39.725	27.879	35.901	35.945	191.5	22:06.198
17	2	1:41.027	28.679	36.265	36.083	166.9	36:01.145	12	2	1:39.572	27.006	36.141	36.425	206.1	23:45.770
18	2	1:39.423	28.081	36.066	35.276	175.3	37:40.568	13	2	1:40.514	27.275	36.553	36.686	198.9	25:26.284
19	2	1:41.329	28.595	36.919	35.815	184.9	39:21.897	14	2	1:38.988	26.987	35.761	36.240	205.7	27:05.272
20	2	1:39.986	28.337	36.225	35.424	180.3	41:01.883								

55 Shelby Cobra 289 1963
1.Christophe VAN RIET
2.Eric MESTDAGH
GT5

1	1	2:29.374	1:19.297	36.092	33.985	142.3	2:29.374
2	1	1:36.380	27.011	35.220	34.149	186.2	4:05.754
3	1	1:36.679	27.183	35.122	34.374	184.0	5:42.433
4	1	1:36.116	26.774	35.063	34.279	200.7	7:18.549
5	1	1:36.583	27.430	34.792	34.361	188.8	8:55.132
6	1	1:36.244	26.812	35.138	34.294	207.7	10:31.376
7	1	1:36.269	26.902	35.344	34.023	195.7	12:07.645
8	1	11:13.360B	26.655	36.194	...	210.9	23:21.005
9	1	1:48.177	35.628	37.713	34.836	143.6	25:09.182
10	1	1:35.173	26.377	34.540	34.256	214.3	26:44.355
11	1	1:40.410	28.478	37.501	34.431	185.9	28:24.765
12	1	1:34.860	26.251	34.475	34.134	213.0	29:59.625

56 Shelby Cobra Daytona Coupe 1965
1.Pierre-François ROUSSELC
2.Phil MULACEK
GT5

1	1	2:55.186	1:39.069	39.370	36.747	114.5	2:55.186
2	1	1:41.075	28.927	37.325	34.823	172.5	4:36.261
3	1	1:38.153	27.618	36.114	34.421	180.6	6:14.414
4	1	1:38.981	28.052	36.869	34.060	183.7	7:53.395
5	1	1:37.420	27.224	35.909	34.287	201.5	9:30.815
6	1	1:38.378	27.206	36.386	34.786	200.4	11:09.193
7	1	1:49.749	29.972	41.847	37.930	198.2	12:58.942
8	1	4:02.875B	33.348	49.718	2:39.809	171.2	17:01.817
9	1	1:47.599	37.248	36.057	34.294	123.1	18:49.416
10	1	1:38.537	27.810	36.004	34.723	199.6	20:27.953
11	1	3:58.583B	29.928	41.711	2:46.944	177.6	24:26.536
12	2	1:48.566	35.562	38.228	34.776	153.6	26:15.102
13	2	1:39.400	28.305	35.462	35.633	187.8	27:54.502
14	2	1:38.792	28.163	35.881	34.748	199.3	29:33.294
15	2	1:40.433	28.062	36.981	35.390	192.2	31:13.727
16	2	1:39.289	28.269	35.975	35.045	197.8	32:53.016
17	2	1:41.590	29.938	37.043	34.609	177.6	34:34.606
18	2	1:40.339	28.296	37.451	34.592	194.2	36:14.945
19	2	1:40.741	28.922	36.696	35.123	200.0	37:55.686
20	2	1:40.311	28.928	36.629	34.754	187.2	39:35.997
21	2	1:38.562	28.106	35.770	34.686	202.2	41:14.559

57 Morgan SLR 1963
1.John EMBERSON
2.Nigel GREENSALL
GT3

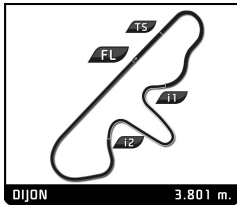
1	1	1:57.858	43.747	37.466	36.645	102.8	1:57.858
2	1	1:43.831	29.448	37.808	36.575	170.1	3:41.689
3	1	1:43.683	28.944	37.582	37.157	174.5	5:25.372
4	1	1:41.895	28.035	37.318	36.542	184.0	7:07.267
5	1	1:42.326	27.816	37.353	37.157	195.7	8:49.593
6	1	1:40.519	27.357	36.682	36.480	200.0	10:30.112
7	1	1:41.513	27.843	36.984	36.686	197.4	12:11.625

58 Shelby Cobra 289 1965
1.Serge COZZOLINO
2.José DA ROCHA
GT5

1	2	2:49.979	1:32.994	39.057	37.928	131.9	2:49.979
2	2	1:42.098	28.935	36.531	36.632	164.6	4:32.077
3	2	1:40.652	28.315	36.455	35.882	184.6	6:12.729
4	2	1:44.437	29.032	38.090	37.315	175.9	7:57.166
5	2	1:41.376	28.305	36.709	36.362	177.0	9:38.542
6	2	1:42.217	28.521	37.490	36.206	172.5	11:20.759
7	2	4:41.550B	29.911	38.846	3:32.793	183.7	16:02.309
8	1	2:00.393	43.539	39.428	37.426	96.7	18:02.702
9	1	1:46.719	30.853	38.507	37.359	168.7	19:49.421
10	1	1:47.386	30.811	38.382	38.193	164.6	21:36.807
11	1	1:48.581	31.899	38.147	38.535	173.9	23:25.388
12	1	1:48.690	31.332	39.434	37.924	175.6	25:14.078
13	1	1:47.235	30.963	38.301	37.971	159.8	27:01.313
14	1	1:46.686	30.565	38.422	37.699	167.7	28:47.999
15	1	1:48.984	31.365	38.641	38.978	167.4	30:36.983
16	1	1:47.636	30.989	38.537	38.110	172.0	32:24.619
17	1	1:51.703	32.803	40.459	38.441	148.6	34:16.322
18	1	1:48.527	30.918	40.023	37.586	168.0	36:04.849
19	1	1:50.610	31.065	40.972	38.573	170.9	37:55.459
20	1	1:46.630	31.231	38.052	37.347	163.6	39:42.089
21	1	1:48.055	29.861	39.285	38.909	173.9	41:30.144

61 Morgan SLR 1961
1.Simon OREBI GANN
2.Calum LOCKIE
GT3

1	2	2:04.028	50.217	36.898	36.913	125.7	2:04.028
2	2	1:41.298	28.669	35.826	36.803	187.5	3:45.326
3	2	1:40.179	27.480	36.012	36.687	188.5	5:25.505
4	2	1:50.411	27.231	40.675	42.505	201.1	7:15.916
5	2	1:40.386	27.377	36.267	36.742	203.4	8:56.302
6	2	1:49.972	27.317	36.369	46.286	203.0	10:46.274
7	2	4:51.615B	27.409	38.340	3:45.866	206.1	15:37.889
8	1	2:08.864	47.535	42.967	38.362	86.5	17:46.753
9	1	1:52.383	30.945	41.877	39.561	163.1	19:39.136
10	1	1:47.237	29.426	39.340	38.471	184.6	21:26.373
11	1	1:49.473	30.843	40.337	38.293	157.7	23:15.846
12	1	1:48.090	29.946	39.602	38.542	182.7	25:03.936
13	1	1:47.726	29.695	39.572	38.459	184.9	26:51.662
14	1	1:47.981	30.325	38.445	39.211	174.8	28:39.643
15	1	1:48.926	29.262	40.553	39.111	192.9	30:28.569
16	1	1:46.820	29.698	39.209	37.913	189.5	32:15.389
17	1	1:46.377	29.300	39.150	37.927	184.0	34:01.766
18	1	1:47.959	29.811	38.697	39.451	190.8	35:49.725
19	1	1:49.781	31.515	39.265	39.001	163.9	37:39.506
20	1	1:48.336	29.912	40.122	38.302	186.5	39:27.842
21	1	1:46.801	29.505	39.276	38.020	182.7	41:14.643

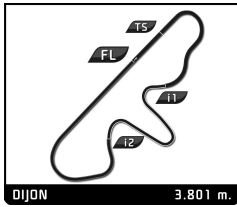


SIXTIES' ENDURANCE
GRAND PRIX DE L'AGE D'OR
QUALIFYING

Sector Analysis

Personal Best Session Best B Crossing the finish line in pit lane

Lap	D	Time	Sector 1	Sector 2	Sector 3	T. Spd	Elapsed	Lap	D	Time	Sector 1	Sector 2	Sector 3	T. Spd	Elapsed	
63		Lotus Elan 26R 1965 1. Roderick JACK 2. Rory JACK						GT2								
1	1	2:20.017	1:05.709	37.376	36.932	124.4	2:20.017	15	1	1:34.941	26.349	34.382	34.210	219.1	28:04.527	
2	1	1:41.742	27.827	36.731	37.184	186.9	4:01.759	16	1	1:34.174	26.094	34.327	33.753	216.0	29:38.701	
3	1	1:42.723	27.933	37.442	37.348	196.0	5:44.482	17	1	1:36.197	27.123	35.133	33.941	214.3	31:14.898	
4	1	1:42.664	28.113	37.993	36.558	181.2	7:27.146	18	1	1:38.805	27.859	35.789	35.157	198.2	32:53.703	
5	1	1:41.034	27.946	36.242	36.846	190.5	9:08.180	19	1	1:38.486	28.221	35.680	34.585	192.5	34:32.189	
6	1	1:41.540	27.372	36.467	37.701	201.9	10:49.720	20	1	1:34.307	25.945	34.234	34.128	217.7	36:06.496	
7	1	1:39.917	27.522	36.170	36.225	203.0	12:29.637	21	1	1:35.851	27.256	34.523	34.072	203.8	37:42.347	
8	1	2:04.158	27.535	40.757	55.866	202.2	14:33.795	22	1	1:36.650	27.145	35.175	34.330	206.9	39:18.997	
9	1	2:23.263	44.410	53.802	45.051	97.5	16:57.058	23	1	1:38.552	27.256	35.290	36.006	209.7	40:57.549	
10	1	1:57.969	27.370	53.750	36.849	202.2	18:55.027									
11	1	3:40.940	27.787	36.135	2:37.018	203.0	22:35.967									
12	2	1:50.576	37.694	36.881	36.001	121.6	24:26.543									
13	2	1:41.086	27.454	36.464	37.168	208.9	26:07.629									
14	2	1:40.470	28.091	36.131	36.248	201.9	27:48.099									
15	2	1:39.070	26.957	35.965	36.148	204.5	29:27.169									
16	2	1:39.024	27.031	35.988	36.005	206.5	31:06.193									
17	2	1:39.612	26.861	36.480	36.271	206.5	32:45.805									
18	2	1:43.851	28.839	38.215	36.797	192.9	34:29.656									
19	2	1:40.323	27.127	36.827	36.369	205.7	36:09.979									
20	2	1:41.074	27.607	37.376	36.091	203.0	37:51.053									
21	2	1:39.708	27.187	36.158	36.363	199.3	39:30.761									
22	2	1:40.296	26.967	36.760	36.569	207.7	41:11.057									
64		Lotus Elan 26R 1965 1. Romain GUERARDELLE 2. Charles-Edouard ROUSSE						GT2								
1	2	3:40.623	2:24.575	38.202	37.846	129.2	3:40.623									
2	2	1:41.477	28.134	36.854	36.489	173.1	5:22.100									
3	2	1:39.412	27.230	36.058	36.124	190.1	7:01.512									
4	2	1:39.483	27.354	35.514	36.615	190.5	8:40.995									
5	2	1:38.564	27.359	35.374	35.831	193.9	10:19.559									
6	2	5:01.272	30.238	39.431	3:51.603	186.9	15:20.831									
7	2	2:13.327	50.791	43.676	38.860	82.0	17:34.158									
8	2	1:40.152	28.767	35.878	35.507	175.3	19:14.310									
9	2	1:38.852	27.499	35.728	35.625	195.3	20:53.162									
10	2	1:40.239	27.573	36.303	36.363	199.6	22:33.401									
11	2	1:48.226	28.219	37.317	42.690	186.9	24:21.627									
12	2	1:54.541	34.129	40.160	40.252	147.9	26:16.168									
65		Shelby Cobra 289 1965 1. Vincent KOLB						GT5								
1	1	2:39.754	1:25.488	37.133	37.133	120.4	2:39.754									
2	1	1:39.760	28.700	36.266	34.794	159.1	4:19.514									
3	1	1:35.042	26.718	34.376	33.948	210.5	5:54.556									
4	1	1:36.719	26.559	34.859	35.301	198.9	7:31.275									
5	1	1:35.917	26.762	34.717	34.438	202.2	9:07.192									
6	1	1:35.161	26.321	34.461	34.379	208.1	10:42.353									
7	1	3:40.650	26.465	37.481	2:36.704	206.1	14:23.003									
8	1	2:28.748	52.922	50.851	44.975	78.2	16:51.751									
9	1	1:34.058	26.102	34.140	33.816	210.1	18:25.809									
10	1	1:37.866	27.658	35.607	34.601	200.7	20:03.675									
11	1	1:36.391	26.986	35.215	34.190	205.3	21:40.066									
12	1	1:36.922	27.145	35.533	34.244	210.9	23:16.988									
13	1	1:37.587	27.606	35.890	34.091	195.7	24:54.575									
14	1	1:35.011	26.251	34.195	34.565	206.5	26:29.586									
67		Shelby Mustang GT350 1965 1. Thomas STUDER						GT5								
1	1	3:32.725	2:12.201	41.571	38.953	123.3	3:32.725									
2	1	1:48.839	29.822	39.551	39.466	178.8	5:21.564									
3	1	1:41.496	29.229	36.385	35.882	171.4	7:03.060									
4	1	2:37.249	27.669	35.680	1:33.900	191.8	9:40.309									
5	1	1:46.534	33.806	37.033	35.695	142.3	11:26.843									
6	1	1:39.476	27.709	36.416	35.351	193.9	13:06.319									
7	1	2:42.079	37.548	57.956	1:06.575	184.9	15:48.398									
8	1	2:02.618	51.873	35.726	35.019	71.8	17:51.016									
9	1	1:39.463	27.773	36.597	35.093	194.9	19:30.479									
10	1	1:39.920	28.264	35.678	35.978	190.5	21:10.399									
11	1	1:39.584	27.924	36.440	35.220	195.7	22:49.983									
12	1	1:40.211	27.994	36.603	35.614	187.8	24:30.194									
13	1	1:39.011	27.560	35.885	35.566	196.0	26:09.205									
14	1	1:39.644	27.939	36.286	35.419	198.5	27:48.849									
15	1	1:39.200	27.608	36.391	35.201	194.6	29:28.049									
16	1	1:39.348	28.608	35.851	34.889	174.5	31:07.397									
17	1	1:38.098	27.245	35.933	34.920	201.5	32:45.495									
69		Shelby Cobra 289 1963 1. Mr JOHN OF B 2. Soheil AYARI						GT5								
1	1	3:40.432	2:26.948	36.095	37.389	119.6	3:40.432									
2	1	1:38.166	27.852	35.757	34.557	189.8	5:18.598									
3	1	1:37.356	27.747	35.274	34.335	193.9	6:55.954									
4	1	1:38.090	28.403	35.078	34.609	198.5	8:34.044									
5	1	1:37.625	27.207	35.479	34.939	196.7	10:11.669									
6	1	1:37.738	27.689	35.279	34.770	196.0	11:49.407									
7	1	1:36.625	27.214	35.240	34.171	203.4	13:26.032									
8	1	4:52.523	33.475	47.649	3:31.399	150.2	18:18.555									
9	2	1:43.404	34.556	34.707	34.141	134.0	20:01.959									
10	2	1:36.519	27.813	34.703	34.003	189.5	21:38.478									
11	2	1:37.223	26.604	36.733	33.886	200.0	23:15.701									
12	2	1:37.263	26.217	37.143	33.903	224.5	24:52.964									
13	2	1:34.994	26.724	34.387	33.883	219.1	26:27.958									
14	2	1:34.766	26.369	34.593	33.804	224.5	28:02.724									
15	2	1:34.470	26.383	34.671	33.416	216.4	29:37.194									
16	2	1:35.429	27.243	33.923	34.263	210.1	31:12.623									
70		Shelby Cobra Daytona Coupe 1964 1. Erwin FRANCE						GT5								
1	1	2:47.525	1:30.858	38.480	38.187	115.0	2:47.525									
2	1	1:40.568	29.432	36.135	35.001	154.5	4:28.093									
3	1	1:35.621	27.629	34.370	33.622	172.0	6:03.714									
4	1	6:09.746	26.779	34.644	5:08.323	198.2	12:13.460									
5	1	2:08.792	32.906	39.390	56.496	144.6	14:22.252									
6	1	2:18.329	39.746	43.941	54.642	94.3	16:40.581									



SIXTIES' ENDURANCE
GRAND PRIX DE L'AGE D'OR
QUALIFYING

Sector Analysis

Personal Best Session Best B Crossing the finish line in pit lane

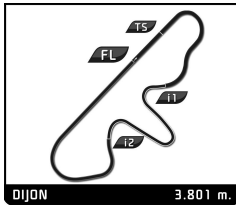
Lap	D	Time	Sector 1	Sector 2	Sector 3	T. Spd	Elapsed	Lap	D	Time	Sector 1	Sector 2	Sector 3	T. Spd	Elapsed
7	1	1:37.044	29.126	34.405	33.513	175.3	18:17.625	18	2	1:41.729	29.598	37.048	35.083	157.2	34:24.652
8	1	1:34.333	26.509	34.312	33.512	197.8	19:51.958	19	2	1:39.153	27.797	36.465	34.891	183.7	36:03.805
9	1	1:34.592	26.824	34.290	33.478	204.2	21:26.550	20	2	1:38.282	27.741	36.174	34.367	189.1	37:42.087
10	1	1:33.946	26.724	33.930	33.292	197.8	23:00.496	21	2	1:37.916	27.811	35.867	34.238	191.2	39:20.003
11	1	1:34.001	26.631	33.837	33.533	203.4	24:34.497	22	2	1:38.648	27.415	36.961	34.272	188.2	40:58.651
12	1	5:44.958 B	27.628	35.023	4:42.307	197.1	30:19.455								
13	1	1:41.061	33.473	33.924	33.664	146.5	32:00.516								
14	1	1:34.418	26.728	34.016	33.674	192.2	33:34.934								
15	1	1:33.983	26.745	33.855	33.383	201.9	35:08.917								
16	1	1:33.836	26.250	33.960	33.626	208.1	36:42.753								
17	1	1:33.846	26.405	33.863	33.578	208.5	38:16.599								
18	1	1:33.433	26.104	33.948	33.381	214.3	39:50.032								

76 Shelby Cobra 289 1963							
1.Abraham BONTRUP GT5							
2.Bas JANSEN							
1	1	2:38.987	1:26.501	37.039	35.447	128.9	2:38.987
2	1	1:40.736	28.805	36.514	35.417	185.2	4:19.723
3	1	1:40.590	29.136	36.283	35.171	175.3	6:00.313
4	1	1:39.645	28.691	36.004	34.950	179.1	7:39.958
5	1	1:39.881	28.982	35.830	35.069	168.0	9:19.839
6	1	1:40.425	29.011	36.214	35.200	173.9	11:00.264
7	1	1:40.116	29.173	36.086	34.857	170.3	12:40.380
8	1	2:11.799	28.805	45.602	57.392	171.7	14:52.179
9	1	2:10.771	42.368	47.165	41.238	95.4	17:02.950
10	1	3:37.606 B	28.266	36.338	2:33.002	191.2	20:40.556
11	2	1:47.226	37.255	35.658	34.313	119.1	22:27.782
12	2	1:36.367	26.986	35.231	34.150	204.9	24:04.149
13	2	1:35.935	27.117	34.783	34.035	199.6	25:40.084
14	2	1:37.828	27.607	35.485	34.736	189.8	27:17.912
15	2	1:36.630	27.156	35.354	34.120	212.2	28:54.542
16	2	1:37.777	27.365	35.909	34.503	204.5	30:32.319
17	2	1:36.511	27.405	35.175	33.931	200.4	32:08.830
18	2	1:38.365	28.608	35.393	34.364	176.8	33:47.195
19	2	1:36.596	27.597	35.033	33.966	202.2	35:23.791
20	2	1:36.266	27.481	35.001	33.784	202.2	37:00.057
21	2	1:35.658	27.280	34.667	33.711	208.9	38:35.715
22	2	1:36.646	26.869	35.234	34.543	216.9	40:12.361

77 Shelby Cobra 289 (C) 1965							
1.Robin GREENHALGH GT5							
2.Alan GREENHALGH							
1	1	3:38.940	2:26.191	36.150	36.599	116.5	3:38.940
2	1	1:38.886	28.133	35.749	35.004	179.4	5:17.826
3	1	1:41.652	28.011	39.171	34.470	187.2	6:59.478
4	1	1:38.961	27.858	36.333	34.770	180.9	8:38.439
5	1	1:38.645	27.722	35.973	34.950	202.6	10:17.084
6	1	1:38.654	27.706	35.921	35.027	196.0	11:55.738
7	1	4:04.285 B	27.099	36.418	3:00.768	207.7	16:00.023
8	2	1:56.104	44.247	37.163	34.694	96.2	17:56.127
9	2	1:40.522	27.401	37.383	35.738	193.2	19:36.649
10	2	1:37.749	27.350	36.056	34.343	192.5	21:14.398
11	2	1:39.333	28.311	36.629	34.393	173.1	22:53.731
12	2	1:38.307	27.576	36.065	34.666	187.2	24:32.038
13	2	1:39.362	27.672	37.016	34.674	193.2	26:11.400
14	2	1:38.337	27.635	36.038	34.664	195.7	27:49.737
15	2	1:38.265	27.710	36.080	34.475	186.2	29:28.002
16	2	1:37.620	27.660	35.525	34.435	182.1	31:05.622
17	2	1:37.301	27.103	35.920	34.278	213.9	32:42.923

79 Lotus Elan 26R 1965							
1.Mark DRAIN GT2							
1	1	3:39.862	2:23.494	38.488	37.880	125.7	3:39.862
2	1	1:44.644	28.918	38.314	37.412	173.1	5:24.506
3	1	1:39.912	27.515	36.491	35.906	182.4	7:04.418
4	1	1:39.018	27.110	36.038	35.870	197.8	8:43.436
5	1	1:38.253	27.094	35.781	35.378	190.1	10:21.689
6	1	1:41.556	27.802	37.272	36.482	184.6	12:03.245
7	1	2:01.435	27.046	36.210	58.179	198.9	14:04.680
8	1	2:29.839	40.460	48.244	1:01.135	109.3	16:34.519
9	1	1:41.959	30.053	36.022	35.884	159.1	18:16.478
10	1	1:39.290	27.237	36.340	35.713	195.3	19:55.768
11	1	1:40.617	27.900	36.424	36.293	190.5	21:36.385
12	1	1:39.108	27.111	36.500	35.497	198.2	23:15.493
13	1	1:43.895	27.296	40.100	36.499	199.3	24:59.388
14	1	1:39.398	27.008	36.791	35.599	201.9	26:38.786
15	1	1:44.313	29.843	36.903	37.567	162.7	28:23.099
16	1	1:40.254	27.257	36.967	36.030	199.3	30:03.353
17	1	1:40.296	26.990	36.152	37.154	203.0	31:43.649
18	1	1:41.952	28.358	36.783	36.811	180.6	33:25.601
19	1	1:40.722	28.232	36.617	35.873	183.4	35:06.323
20	1	1:40.748	27.645	37.213	35.890	195.3	36:47.071
21	1	1:42.227	29.573	36.742	35.912	188.8	38:29.298
22	1	1:41.375	27.340	37.257	36.778	199.3	40:10.673

88 Jaguar E-Type 3.8 1963							
1.Jean-Marc RIVET-FUSIL GT4							
1	1	2:38.395	1:23.827	37.909	36.659	130.4	2:38.395
2	1	1:41.167	28.942	36.238	35.987	187.2	4:19.562
3	1	1:40.930	28.817	36.075	36.038	184.9	6:00.492
4	1	1:42.291	29.770	36.612	35.909	169.8	7:42.783
5	1	1:41.275	29.675	35.821	35.779	174.2	9:24.058
6	1	1:39.885	28.327	35.897	35.661	192.9	11:03.943
7	1	3:33.685 B	30.163	39.920	2:23.602	172.5	14:37.628
8	1	2:23.277	49.306	52.197	41.774	91.6	17:00.905
9	1	1:40.565	28.560	35.909	36.096	194.9	18:41.470
10	1	1:42.836	28.749	37.069	37.018	182.4	20:24.306
11	1	1:39.982	28.398	35.866	35.718	200.4	22:04.288
12	1	1:39.800	28.296	36.005	35.499	192.2	23:44.088
13	1	1:44.201	28.572	38.382	37.247	189.5	25:28.289
14	1	1:40.762	28.512	36.071	36.179	188.8	27:09.051
15	1	1:38.896	28.230	35.325	35.341	196.0	28:47.947
16	1	1:40.013	28.044	35.923	36.046	204.5	30:27.960
17	1	1:39.442	28.390	35.470	35.582	189.5	32:07.402
18	1	1:43.835	30.362	37.764	35.709	174.2	33:51.237
19	1	1:40.003	28.279	36.038	35.686	200.7	35:31.240
20	1	1:39.046	28.263	35.520	35.263	204.9	37:10.286
21	1	1:40.851	28.404	36.801	35.646	201.1	38:51.137
22	1	1:38.981	28.258	35.478	35.245	190.5	40:30.118

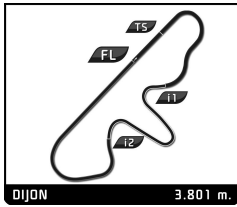


SIXTIES' ENDURANCE
GRAND PRIX DE L'AGE D'OR
QUALIFYING

Sector Analysis

Personal Best Session Best B Crossing the finish line in pit lane

Lap	D	Time	Sector 1	Sector 2	Sector 3	T. Spd	Elapsed	Lap	D	Time	Sector 1	Sector 2	Sector 3	T. Spd	Elapsed	
91		Jaguar E-Type Lightweight 1965						GT4								
		1. Marcus ANDERSON														
		2. Mark BLAIR														
1	2	3:06.677	1:53.924	37.237	35.516	129.8	3:06.677	12	1	1:37.992	27.763	35.620	34.609	192.5	24:19.502	
2	2	1:38.467	28.733	35.295	34.439	168.7	4:45.144	13	1	1:37.907	27.877	34.989	35.041	179.7	25:57.409	
3	2	1:36.017	27.374	34.188	34.455	203.4	6:21.161	14	1	1:35.950	26.902	34.509	34.539	202.6	27:33.359	
4	2	1:35.173	26.928	34.035	34.210	200.7	7:56.334	15	1	1:38.594	27.970	35.368	35.256	187.2	29:11.953	
5	2	1:35.948	26.855	34.591	34.502	207.7	9:32.282	16	1	4:17.769 B	28.949	39.824	3:08.996	177.3	33:29.722	
6	2	1:37.295	27.181	35.080	35.034	201.5	11:09.577	17	1	1:45.868	35.643	35.406	34.819	130.1	35:15.590	
7	2	1:44.236	30.611	38.643	34.982	179.7	12:53.813	18	1	1:36.463	27.193	34.630	34.640	200.7	36:52.053	
8	2	6:16.195 B	30.989	45.451	4:59.755	194.6	19:10.008	19	1	1:36.718	27.154	34.690	34.874	202.6	38:28.771	
9	1	1:47.487	35.192	36.567	35.728	129.8	20:57.495	20	1	1:36.218	26.841	35.004	34.373	217.3	40:04.989	
10	1	1:38.443	27.526	35.460	35.457	186.5	22:35.938									
11	1	1:39.909	27.411	36.717	35.781	181.8	24:15.847									
12	1	1:39.502	27.482	37.266	34.754	197.4	25:55.349									
13	1	1:37.056	27.189	34.924	34.943	187.5	27:32.405									
14	1	1:39.237	28.246	35.394	35.597	182.1	29:11.642									
15	1	1:39.695	28.280	35.850	35.565	186.9	30:51.337									
16	1	1:44.484	28.852	38.099	37.533	172.2	32:35.821									
17	1	1:47.835	30.569	41.703	35.563	153.8	34:23.656									
18	1	1:43.261	27.675	40.288	35.298	176.8	36:06.917									
19	1	1:47.934	29.910	41.208	36.816	177.9	37:54.851									
20	1	1:39.532	28.835	35.722	34.975	193.2	39:34.383									
21	1	1:38.778	27.570	35.228	35.980	185.9	41:13.161									
94		Jaguar E-Type 3.8 1962						GT4								
		1. Stephan KOENIG														
		2. Philipp KOENIG														
1	2	2:00.202	49.570	36.055	34.577	133.2	2:00.202	1	1	1:58.936	48.323	35.612	35.001	113.8	1:58.936	
2	2	1:41.110	28.216	37.213	35.681	175.9	3:41.312	2	1	1:40.281	28.791	35.689	35.801	171.4	3:39.217	
3	2	1:39.006	28.517	36.389	34.100	170.3	5:20.318	3	1	1:39.384	28.328	35.634	35.422	177.0	5:18.601	
4	2	1:37.759	27.268	36.511	33.980	178.8	6:58.077	4	1	1:38.587	28.330	35.320	34.937	187.8	6:57.188	
5	2	1:38.463	28.356	35.691	34.416	175.6	8:36.540	5	1	1:37.550	27.886	35.099	34.565	186.5	8:34.738	
6	2	1:38.086	27.553	36.368	34.165	197.1	10:14.626	6	1	3:05.896 B	29.028	35.482	2:01.386	172.5	11:40.634	
7	2	1:37.284	27.502	35.837	33.945	177.9	11:51.910	7	1	1:45.096	32.523	37.431	35.142	147.7	13:25.730	
8	2	1:37.223	27.379	35.276	34.568	177.3	13:29.133	8	1	2:23.990	32.916	47.618	1:03.456	152.8	15:49.720	
9	2	5:21.497 B	31.660	47.397	4:02.440	153.2	18:50.630	9	1	1:59.487	49.931	35.060	34.496	65.3	17:49.207	
10	1	1:48.945	36.096	37.006	35.843	130.4	20:39.575	10	1	1:37.858	27.862	34.926	35.070	194.9	19:27.065	
11	1	1:39.644	28.627	36.192	34.825	171.7	22:19.219	11	1	1:37.177	27.061	35.272	34.844	213.0	21:04.242	
12	1	1:39.658	28.479	36.181	34.998	180.6	23:58.877	12	1	1:36.490	26.924	34.970	34.596	202.6	22:40.732	
13	1	1:40.682	28.235	36.797	35.650	175.3	25:39.559	13	1	1:37.278	27.616	35.228	34.434	194.2	24:18.010	
14	1	1:44.092	29.888	37.504	36.700	165.4	27:23.651	14	1	1:36.574	26.826	34.942	34.806	202.6	25:54.584	
15	1	1:42.644	29.295	37.468	35.881	177.9	29:06.295	15	1	1:36.493	26.938	34.490	35.065	201.9	27:31.077	
16	1	1:42.349	28.500	37.508	36.341	179.1	30:48.644	16	1	1:39.192	27.868	36.378	34.946	195.3	29:10.269	
								17	1	1:38.588	27.651	36.255	34.682	193.9	30:48.857	
104		Austin-Healey 3000 Mk II 1962						GT3								
		1. François de CHANTERAC														
		2. Jérémy DA ROCHA														
1	1	3:48.394	2:27.179	40.138	41.077	107.2	3:48.394	1	1	3:48.394	2:27.179	40.138	41.077	107.2	3:48.394	
2	1	1:49.023	30.226	39.816	38.981	177.6	5:37.417	2	1	1:49.023	30.226	39.816	38.981	177.6	5:37.417	
3	1	1:48.677	30.159	38.864	39.654	175.0	7:26.094	3	1	1:48.677	30.159	38.864	39.654	175.0	7:26.094	
4	1	1:49.070	31.782	38.490	38.798	175.0	9:15.164	4	1	1:49.070	31.782	38.490	38.798	175.0	9:15.164	
5	1	1:47.286	29.900	37.827	39.559	190.5	11:02.450	5	1	1:47.286	29.900	37.827	39.559	190.5	11:02.450	
6	1	1:49.336	30.692	38.959	39.685	169.0	12:51.786	6	1	1:49.336	30.692	38.959	39.685	169.0	12:51.786	
7	1	4:16.276 B	31.893	44.980	2:59.403	180.6	17:08.062	7	1	4:16.276 B	31.893	44.980	2:59.403	180.6	17:08.062	
8	2	2:44.173 B	37.174	40.206	1:26.793	116.4	19:52.235	8	2	2:44.173 B	37.174	40.206	1:26.793	116.4	19:52.235	
9	2	1:51.972	34.574	38.955	38.443	132.8	21:44.207	9	2	1:51.972	34.574	38.955	38.443	132.8	21:44.207	
10	2	1:46.731	30.769	38.064	37.898	171.4	23:30.938	10	2	1:46.731	30.769	38.064	37.898	171.4	23:30.938	
11	2	1:43.635	28.907	36.785	37.943	178.8	25:14.573	11	2	1:43.635	28.907	36.785	37.943	178.8	25:14.573	
12	2	1:43.385	28.745	37.288	37.352	180.3	26:57.958	12	2	1:43.385	28.745	37.288	37.352	180.3	26:57.958	
13	2	1:43.932	29.330	37.213	37.389	184.6	28:41.890	13	2	1:43.932	29.330	37.213	37.389	184.6	28:41.890	
14	2	2:29.058 B	28.228	37.601	1:23.229	201.1	31:10.948	14	2	2:29.058 B	28.228	37.601	1:23.229	201.1	31:10.948	
15	2	2:01.563	37.751	39.998	43.814	135.2	33:12.511	15	2	2:01.563	37.751	39.998	43.814	135.2	33:12.511	
16	2	1:48.824	30.298	40.602	37.924	166.7	35:01.335	16	2	1:48.824	30.298	40.602	37.924	166.7	35:01.335	
17	2	1:44.985	29.399	37.501	38.085	168.2	36:46.320	17	2	1:44.985	29.399	37.501	38.085	168.2	36:46.320	
18	2	1:43.209	28.996	36.845	37.368	185.2	38:29.529	18	2	1:43.209	28.996	36.845	37.368	185.2	38:29.529	
19	2	1:43.791	28.240	38.095	37.456	196.0	40:13.320	19	2	1:43.791	28.240	38.095	37.456	196.0	40:13.320	
109		Shelby Cobra Daytona Coupe 1965						GT5								
		1. Olivier BREITTMAYER														
		2. Emile BREITTMAYER														
1	2	2:02.805	53.219	35.173	34.413	134.8	2:02.805	1	2	2:02.805	53.219	35.173	34.413	134.8	2:02.805	
2	2	1:38.835	26.919	37.561	34.355	194.2	3:41.640	2	2	1:38.835	26.919	37.561	34.355	194.2	3:41.640	
3	2	1:36.966	27.445	35.326	34.195	187.2	5:18.606	3	2	1:36.966	27.445	35.326	34.195	187.2	5:18.606	



SIXTIES' ENDURANCE
GRAND PRIX DE L'AGE D'OR
QUALIFYING

Sector Analysis

Personal Best Session Best B Crossing the finish line in pit lane

Lap	D	Time	Sector 1	Sector 2	Sector 3	T. Spd	Elapsed	Lap	D	Time	Sector 1	Sector 2	Sector 3	T. Spd	Elapsed
4	2	1:37.167	26.610	35.140	35.417	215.1	6:55.773	2	1	1:37.962	27.538	35.431	34.993	187.8	4:44.200
5	2	1:34.453	26.622	34.087	33.744	195.3	8:30.226	3	1	1:36.834	26.782	35.097	34.955	212.6	6:21.034
6	2	1:34.931	26.659	34.419	33.853	221.8	10:05.157	4	1	1:37.988	27.557	35.453	34.978	197.1	7:59.022
7	2	1:34.715	26.223	34.796	33.696	218.6	11:39.872	5	1	1:39.030	27.301	36.283	35.446	208.9	9:38.052
8	2	1:39.931	26.156	34.543	39.232	212.6	13:19.803	6	1	8:49.266 B	27.515	36.029	7:45.722	211.4	18:27.318
9	2	4:21.502 B	37.832	47.244	2:56.426	111.9	17:41.305	7	2	1:45.856	34.160	36.525	35.171	132.2	20:13.174
10	1	1:51.272	37.093	39.205	34.974	138.3	19:32.577	8	2	1:36.726	26.815	35.004	34.907	204.2	21:49.900
11	1	1:38.109	26.850	35.786	35.473	209.7	21:10.686	9	2	1:37.056	26.669	35.220	35.167	207.3	23:26.956
12	1	1:39.000	28.955	35.838	34.207	217.7	22:49.686	10	2	13:02.981 B	27.922	35.444	...	193.2	36:29.937
13	1	1:36.255	26.951	35.258	34.046	203.0	24:25.941	11	2	1:44.573	33.874	35.467	35.232	132.4	38:14.510
14	1	1:35.475	26.533	34.714	34.228	204.2	26:01.416	12	2	1:37.663	26.762	35.425	35.476	214.7	39:52.173
15	1	1:39.739	28.102	36.921	34.716	189.8	27:41.155								
16	1	1:35.155	26.551	34.719	33.885	203.0	29:16.310								
17	1	1:35.892	26.578	35.091	34.223	213.9	30:52.202								
18	1	1:38.903	27.440	36.636	34.827	183.7	32:31.105								
19	1	1:37.122	26.815	36.358	33.949	201.5	34:08.227								
20	1	1:38.370	27.606	35.590	35.174	196.7	35:46.597								

111 Jaguar E-Type 3.8 1965
1. Christian BOCK GT4
2. Andrew NEWALL

1	1	3:06.137	1:50.273	39.031	36.833	113.1	3:06.137
2	1	1:45.835	31.256	38.495	36.084	162.4	4:51.972
3	1	1:46.133	31.441	38.935	35.757	167.2	6:38.105
4	1	1:44.234	30.509	37.739	35.986	176.2	8:22.339
5	1	1:48.020	30.879	40.190	36.951	173.1	10:10.359
6	1	1:46.748	31.548	38.168	37.032	165.1	11:57.107
7	1	2:03.009	30.197	38.562	54.250	179.7	14:00.116
8	1	4:12.574 B	42.705	47.878	2:41.991	107.8	18:12.690
9	2	1:43.468	33.997	35.565	33.906	142.7	19:56.158
10	2	1:37.580	27.071	35.806	34.703	196.0	21:33.738
11	2	1:37.490	27.198	35.818	34.474	192.5	23:11.228
12	2	1:36.390	27.097	35.100	34.193	191.5	24:47.618
13	2	1:37.024	27.274	35.360	34.390	190.1	26:24.642
14	2	1:36.080	26.700	34.918	34.462	197.1	28:00.722
15	2	1:36.327	26.862	35.445	34.020	206.1	29:37.049
16	2	1:45.765	32.122	37.750	35.893	184.9	31:22.814

114 MG B 1963
1. Cédric TERNOIS GT2
2. Sébastien MORALES

1	1	3:42.683	2:14.871	42.783	45.029	107.7	3:42.683
2	1	2:00.673	34.571	43.940	42.162	139.5	5:43.356
3	1	1:57.659	33.124	42.500	42.035	160.5	7:41.015
4	1	1:59.432	33.826	41.716	43.890	164.6	9:40.447
5	1	1:58.803	33.286	42.649	42.868	171.7	11:39.250
6	1	2:01.285	31.690	42.720	46.875	170.3	13:40.535
7	1	2:12.215	35.765	42.326	54.124	132.4	15:52.750
8	1	5:22.525 B	50.538	43.744	3:48.243	67.8	21:15.275
9	2	2:16.702	41.328	48.658	46.716	109.8	23:31.977
10	2	1:56.306	32.638	41.334	42.334	170.1	25:28.283
11	2	1:58.918	31.596	44.713	42.609	169.3	27:27.201
12	2	1:59.590	35.292	42.328	41.970	154.7	29:26.791
13	2	1:58.675	32.531	43.626	42.518	170.6	31:25.466
14	2	2:05.068	40.035	41.690	43.343	123.0	33:30.534

124 Lotus Elan 26R 1965
1. Ivan Petev IVANOV GT2
2. Edward MORRIS

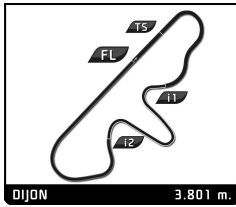
1	1	3:06.238	1:52.408	37.605	36.225	131.1	3:06.238
---	---	----------	----------	--------	--------	-------	----------

156 Lotus Elan 26R 1964
1. Frédéric ROUFFET GT2
2. Emmanuel DE NOAILLES

1	2	3:43.961	2:18.802	41.685	43.474	110.7	3:43.961
2	2	1:52.237	33.902	40.031	38.304	149.4	5:36.198
3	2	1:46.342	30.032	38.081	38.229	159.8	7:22.540
4	2	1:48.030	29.891	37.910	40.229	164.9	9:10.570
5	2	1:51.962	29.956	37.823	44.183	168.7	11:02.532
6	2	1:51.733	30.962	39.491	41.280	164.4	12:54.265
7	2	2:26.715	36.087	48.211	1:02.417	175.9	15:20.980
8	2	2:17.024	46.574	49.020	41.430	88.7	17:38.004
9	2	4:10.503 B	30.284	38.676	3:01.543	163.1	21:48.507
10	1	1:53.777	37.228	38.972	37.577	119.3	23:42.284
11	1	1:44.433	29.240	37.326	37.867	186.2	25:26.717
12	1	1:42.843	28.743	36.743	37.357	193.9	27:09.560
13	1	1:42.854	28.574	37.059	37.221	188.2	28:52.414
14	1	1:44.466	28.442	37.706	38.318	204.2	30:36.880
15	1	1:44.603	29.762	37.486	37.355	196.0	32:21.483
16	1	1:45.451	29.360	38.539	37.552	174.8	34:06.934
17	1	1:43.560	28.601	37.860	37.099	186.2	35:50.494
18	1	1:44.611	29.834	37.551	37.226	172.0	37:35.105
19	1	1:45.978	30.611	37.956	37.411	180.9	39:21.083
20	1	1:44.086	28.962	37.787	37.337	190.8	41:05.169

168 Shelby Mustang GT350 1965
1. Stan NOVAKOVIC GT5

1	1	2:22.693	1:10.313	37.222	35.158	126.2	2:22.693
2	1	1:38.841	27.981	35.514	35.346	175.9	4:01.534
3	1	1:38.047	27.724	35.407	34.916	197.1	5:39.581
4	1	1:38.425	27.929	35.378	35.118	189.1	7:18.006
5	1	1:37.827	27.706	35.604	34.517	190.5	8:55.833
6	1	2:57.875 B	27.354	36.763	1:53.758	198.2	11:53.708
7	1	1:51.388	33.614	35.282	42.492	149.4	13:45.096
8	1	2:14.923	35.685	40.381	58.857	124.1	16:00.019
9	1	1:51.573	41.463	35.538	34.572	85.4	17:51.592
10	1	1:38.874	28.177	35.957	34.740	197.1	19:30.466
11	1	1:40.171	27.832	36.458	35.881	189.8	21:10.637
12	1	1:39.148	28.395	36.025	34.728	187.2	22:49.785
13	1	1:37.453	27.628	35.393	34.432	191.5	24:27.238
14	1	1:38.360	27.466	35.679	35.215	197.4	26:05.598
15	1	3:13.250 B	31.277	38.838	2:03.135	172.8	29:18.848
16	1	1:43.541	33.007	35.991	34.543	150.2	31:02.389
17	1	1:38.102	27.838	35.290	34.974	187.8	32:40.491
18	1	1:40.241	28.386	36.941	34.914	172.5	34:20.732
19	1	1:39.486	28.887	35.646	34.953	157.2	36:00.218
20	1	1:38.411	28.138	35.444	34.829	175.9	37:38.629



SIXTIES' ENDURANCE
GRAND PRIX DE L'AGE D'OR
QUALIFYING

Sector Analysis

Personal Best Session Best B Crossing the finish line in pit lane

Lap	D	Time	Sector 1	Sector 2	Sector 3	T. Spd	Elapsed
21	1	1:38.889	28.042	35.979	34.868	177.6	39:17.518
22	1	1:41.090	28.573	36.633	35.884	170.1	40:58.608

184 Lotus Elan 26R 1965							
1. Steve JONES							
2. Christopher ATKINSON							
Lap	D	Time	Sector 1	Sector 2	Sector 3	T. Spd	Elapsed
1	2	3:07.390	1:50.727	39.360	37.303	130.6	3:07.390
2	2	1:44.068	30.305	37.758	36.005	170.3	4:51.458
3	2	1:40.058	27.967	36.195	35.896	188.5	6:31.516
4	2	3:00.315 B	28.428	39.559	1:52.328	190.1	9:31.831
5	2	1:46.573	34.448	35.993	36.132	140.8	11:18.404
6	2	1:43.035	27.906	36.943	38.186	184.3	13:01.439
7	2	2:21.837	33.589	51.023	57.225	180.6	15:23.276
8	2	3:29.686 B	46.145	43.263	2:00.278	89.0	18:52.962
9	1	1:50.512	36.145	37.760	36.607	133.2	20:43.474
10	1	1:40.816	28.258	36.202	36.356	181.5	22:24.290
11	1	1:42.634	28.916	36.855	36.863	163.1	24:06.924
12	1	1:40.807	28.184	36.121	36.502	180.0	25:47.731
13	1	1:40.994	28.195	36.466	36.333	182.1	27:28.725
14	1	1:43.497	29.124	37.779	36.594	166.4	29:12.222
15	1	3:24.458 B	29.543	38.026	2:16.889	168.2	32:36.680
16	2	1:51.206	36.235	36.965	38.006	138.3	34:27.886
17	2	1:41.176	28.044	37.375	35.757	193.5	36:09.062
18	2	1:42.731	28.297	38.614	35.820	179.1	37:51.793
19	2	1:43.079	28.098	38.634	36.347	189.1	39:34.872
20	2	1:40.049	27.917	36.210	35.922	188.5	41:14.921

187 Lotus Elan 26R 1965							
1. Philippe VERMAST							
Lap	D	Time	Sector 1	Sector 2	Sector 3	T. Spd	Elapsed
1	1	2:11.635	57.187	37.170	37.278	130.6	2:11.635
2	1	1:39.890	27.916	35.665	36.309	189.1	3:51.525
3	1	1:39.322	27.579	36.311	35.432	190.5	5:30.847
4	1	1:38.944	27.456	35.695	35.793	202.2	7:09.791
5	1	1:38.457	27.289	35.530	35.638	200.0	8:48.248
6	1	1:38.058	27.200	35.423	35.435	202.6	10:26.306
7	1	3:31.579 B	29.002	38.628	2:23.949	195.3	13:57.885
8	1	2:35.879	46.377	47.756	1:01.746	93.9	16:33.764
9	1	1:45.052	31.158	37.911	35.983	145.2	18:18.816
10	1	1:42.221	27.119	39.060	36.042	201.9	20:01.037
11	1	1:39.029	27.793	35.919	35.317	194.6	21:40.066
12	1	1:38.777	27.631	35.688	35.458	193.2	23:18.843
13	1	1:38.985	27.309	36.245	35.431	201.1	24:57.828
14	1	1:38.037	27.251	35.425	35.361	200.7	26:35.865

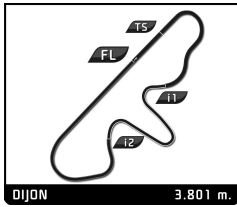
188 Jaguar E-Type 3.8 1965							
1. Steven OSBORNE							
2. Chris GUARD							
Lap	D	Time	Sector 1	Sector 2	Sector 3	T. Spd	Elapsed
1	1	2:27.935	1:15.931	36.923	35.081	124.1	2:27.935
2	1	1:37.016	27.638	34.969	34.409	190.5	4:04.951
3	1	1:36.884	27.200	35.224	34.460	190.5	5:41.835
4	1	1:35.721	26.551	35.007	34.163	211.4	7:17.556
5	1	4:10.581 B	26.858	35.453	3:08.270	196.4	11:28.137
6	1	4:20.135 B	33.241	35.547	3:11.347	136.4	15:48.272
7	1	2:00.332	48.273	37.656	34.403	86.7	17:48.604
8	1	3:20.310 B	27.786	35.537	2:16.987	196.4	21:08.914
9	1	1:42.143	33.019	35.103	34.021	140.6	22:51.057
10	1	2:48.289 B	27.301	36.418	1:44.570	194.9	25:39.346
11	2	1:44.650	32.310	37.541	34.799	150.8	27:23.996
12	2	1:36.728	27.791	34.701	34.236	180.9	29:00.724

Lap	D	Time	Sector 1	Sector 2	Sector 3	T. Spd	Elapsed
13	2	2:43.842 B	28.184	34.957	1:40.701	185.9	31:44.566
14	2	1:41.307	32.001	34.759	34.547	152.3	33:25.873
15	2	1:36.058	26.982	34.974	34.102	199.3	35:01.931
16	2	1:43.353	27.310	36.536	39.507	187.5	36:45.284

207 Shelby Cobra 289 1964							
1. Saif ASSAM							
2. Gordon SHEDDEN							
Lap	D	Time	Sector 1	Sector 2	Sector 3	T. Spd	Elapsed
1	1	1:52.932	43.202	35.310	34.420	105.6	1:52.932
2	1	1:36.046	26.819	35.015	34.212	201.9	3:28.978
3	1	1:38.158	26.732	37.146	34.280	212.6	5:07.136
4	1	1:33.537	26.056	34.101	33.380	213.9	6:40.673
5	1	3:57.476 B	26.539	33.830	2:57.107	216.4	10:38.149
6	1	1:47.987	35.616	37.472	34.899	138.5	12:26.136
7	1	1:57.376	27.354	35.626	54.396	211.8	14:23.512
8	1	2:24.293	42.848	52.001	49.444	84.8	16:47.805
9	1	1:37.074	27.937	35.006	34.131	189.8	18:24.879
10	1	1:36.891	27.504	35.205	34.182	197.1	20:01.770
11	1	1:44.055	29.348	39.768	34.939	220.4	21:45.825
12	1	1:39.401	27.811	35.240	36.350	213.4	23:25.226
13	1	1:36.947	27.559	35.072	34.316	198.2	25:02.173
14	1	8:04.545 B	29.713	39.447	6:55.385	175.9	33:06.718
15	2	1:47.914	35.340	37.111	35.463	139.4	34:54.632
16	2	1:34.312	25.934	34.192	34.186	220.9	36:28.944
17	2	1:43.765	31.784	36.543	35.438	176.5	38:12.709
18	2	1:33.648	26.123	33.892	33.633	225.0	39:46.357

281 Jaguar E-Type 3.8 1964							
1. Patrick BONNARDEL							
Lap	D	Time	Sector 1	Sector 2	Sector 3	T. Spd	Elapsed
1	1	3:04.658	1:46.134	39.880	38.644	123.4	3:04.658
2	1	1:42.805	28.816	38.254	35.735	184.6	4:47.463
3	1	1:38.758	28.054	35.541	35.163	178.2	6:26.221
4	1	1:38.007	27.644	35.558	34.805	192.5	8:04.228
5	1	1:37.609	27.576	35.564	34.469	190.8	9:41.837
6	1	2:53.550 B	29.621	35.493	1:48.436	158.8	12:35.387
7	1	2:17.875	35.006	46.233	56.636	123.9	14:53.262
8	1	2:14.069	42.585	47.284	44.200	95.3	17:07.331
9	1	1:38.305	27.624	36.090	34.591	201.9	18:45.636
10	1	1:39.521	28.055	36.287	35.179	191.5	20:25.157
11	1	1:42.225	27.766	39.593	34.866	202.2	22:07.382
12	1	1:50.324	30.230	38.836	41.258	173.4	23:57.706
13	1	1:39.195	27.736	35.459	36.000	177.3	25:36.901
14	1	1:36.509	27.018	35.205	34.286	204.9	27:13.410
15	1	3:35.764 B	32.106	40.478	2:23.180	176.2	30:49.174
16	1	2:06.842	40.053	48.392	38.397	113.0	32:56.016
17	1	1:46.798	29.139	42.212	35.447	180.9	34:42.814
18	1	1:36.716	27.372	35.109	34.235	186.2	36:19.530

369 Shelby Cobra 289 1964							
1. Urs BECK							
2. Ralf KELLENERS							
Lap	D	Time	Sector 1	Sector 2	Sector 3	T. Spd	Elapsed
1	1	3:22.748	2:12.400	35.796	34.552	109.2	3:22.748
2	1	1:35.015	26.503	34.552	33.960	216.9	4:57.763
3	1	1:36.064	26.849	35.012	34.203	203.8	6:33.827
4	1	1:35.795	26.824	34.939	34.032	213.9	8:09.622
5	1	1:35.949	26.893	34.916	34.140	217.7	9:45.571
6	1	1:36.781	27.434	35.477	33.870	206.1	11:22.352
7	1	1:38.203	27.768	35.449	34.986	204.2	13:00.555
8	1	4:46.672 B	33.012	50.047	3:23.613	213.9	17:47.227



SIXTIES' ENDURANCE GRAND PRIX DE L'AGE D'OR QUALIFYING

Sector Analysis

■ Personal Best
 ■ Session Best
 ■ Crossing the finish line in pit lane

Lap	D	Time	Sector 1	Sector 2	Sector 3	T. Spd	Elapsed	Lap	D	Time	Sector 1	Sector 2	Sector 3	T. Spd	Elapsed
9	2	1:43.104	34.302	35.058	33.744	134.5	19:30.331	8	1	1:51.646	34.958	38.871	37.817	127.1	19:02.921
10	2	1:35.861	26.710	35.537	33.614	208.9	21:06.192	9	1	1:42.102	27.756	36.720	37.626	194.2	20:45.023
11	2	1:35.070	26.953	34.245	33.872	197.1	22:41.262	10	1	1:42.182	27.745	36.861	37.576	199.3	22:27.205
12	2	1:36.412	27.307	35.388	33.717	204.2	24:17.674	11	1	1:42.112	27.858	36.939	37.315	200.0	24:09.317
13	2	1:33.984	26.327	34.083	33.574	214.3	25:51.658	12	1	1:41.523	27.714	36.511	37.298	201.5	25:50.840
14	2	1:36.296	27.510	34.249	34.537	194.6	27:27.954	13	1	1:42.537	27.891	36.814	37.832	200.4	27:33.377
15	2	1:35.641	27.463	34.658	33.520	196.4	29:03.595	14	1	1:43.033	28.336	37.332	37.365	189.5	29:16.410
16	2	1:34.340	26.599	34.297	33.444	214.3	30:37.935								
17	2	1:35.876	27.756	34.558	33.562	188.8	32:13.811								
18	2	1:34.211	26.397	34.276	33.538	219.5	33:48.022								

421		Lotus Elan 26R 1964				GT2		
		1. Lukas BUCHER						
		2. Bruno WEIBEL						
1	2	3:00.919	1:43.130	40.283	37.506	126.6	3:00.919	
2	2	1:39.141	26.967	36.221	35.953	206.9	4:40.060	
3	2	1:38.365	26.739	35.771	35.855	213.4	6:18.425	
4	2	1:38.579	26.794	35.362	36.423	213.0	7:57.004	
5	2	1:39.113	27.272	35.618	36.223	198.9	9:36.117	
6	2	1:39.092	26.847	36.165	36.080	209.3	11:15.209	
7	2	6:17.534	B	27.161	39.805	5:10.568	209.7	17:32.743
8	1	1:51.460	34.251	40.560	36.649	127.4	19:24.203	
9	1	1:47.646	29.389	40.465	37.792	199.6	21:11.849	
10	1	1:41.302	28.262	37.104	35.936	187.2	22:53.151	
11	1	1:41.225	27.453	37.452	36.320	201.9	24:34.376	
12	1	1:42.483	29.290	37.415	35.778	196.4	26:16.859	
13	1	1:40.115	27.666	36.650	35.799	205.3	27:56.974	
14	1	1:40.373	27.360	37.213	35.800	202.2	29:37.347	
15	1	1:40.954	28.189	36.943	35.822	196.0	31:18.301	
16	1	1:40.070	27.452	36.964	35.654	204.9	32:58.371	
17	1	1:40.500	27.409	37.296	35.795	197.1	34:38.871	
18	1	1:38.836	27.090	36.377	35.369	206.5	36:17.707	
19	1	1:39.743	27.628	35.949	36.166	202.2	37:57.450	
20	1	1:40.679	28.613	36.725	35.341	194.6	39:38.129	

571		Jaguar E-Type 3.8 1965				GT4		
		1. Jonathan MITCHELL						
1	1	1:53.413	44.393	35.616	33.404	112.1	1:53.413	
2	1	1:37.840	27.940	35.999	33.901	177.0	3:31.253	
3	1	1:34.519	26.979	34.610	32.930	188.8	5:05.772	
4	1	1:33.419	26.340	33.935	33.144	194.6	6:39.191	
5	1	1:34.742	26.602	34.083	34.057	186.2	8:13.933	
6	1	1:33.306	26.271	33.805	33.230	192.2	9:47.239	
7	1	7:38.154	B	28.411	37.536	6:32.207	174.2	17:25.393
8	1	1:44.713	36.008	35.211	33.494	131.4	19:10.106	
9	1	1:32.758	26.148	33.432	33.178	204.5	20:42.864	
10	1	1:32.863	26.167	33.535	33.161	201.9	22:15.727	
11	1	1:35.417	26.073	34.749	34.595	193.9	23:51.144	

651		Porsche 911 2.0L 1965				GT2		
		1. Mark BATES						
		2. James BATES						
1	2	3:26.937	2:11.403	37.698	37.836	119.6	3:26.937	
2	2	1:44.506	28.652	38.008	37.846	186.5	5:11.443	
3	2	1:45.438	29.178	38.052	38.208	181.8	6:56.881	
4	2	3:04.833	B	29.313	37.920	1:57.600	169.8	10:01.714
5	2	1:51.582	35.063	38.692	37.827	128.4	11:53.296	
6	2	1:47.784	28.871	37.821	41.092	179.7	13:41.080	
7	2	3:30.195	B	35.733	42.237	2:12.225	125.4	17:11.275