

SIXTIES' ENDURANCE
GRAND PRIX DE L'AGE D'OR
PRIVATE PRACTICE

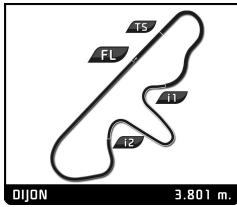
Sector Analysis

Table with columns: Lap, D, Time, Sector 1, Sector 2, Sector 3, T. Spd, Elapsed. Rows include driver names like Shelby Cobra 289 1963, Lotus Elan 26R 1965, and Shelby Cobra 289 1965.









SIXTIES' ENDURANCE  
GRAND PRIX DE L'AGE D'OR  
PRIVATE PRACTICE

Sector Analysis

Personal Best Session Best B Crossing the finish line in pit lane

Lap	D	Time	Sector 1	Sector 2	Sector 3	T. Spd	Elapsed
9	1	1:34.448	26.563	34.198	33.687	200.7	27:46.333
10	1	1:37.844	26.993	35.651	35.200	200.0	29:24.177
11	1	1:35.412	26.750	34.701	33.961	198.2	30:59.589
12	1	1:37.252	27.813	34.722	34.717	197.1	32:36.841
13	1	1:38.575	26.806	37.993	33.776	196.0	34:15.416

**67** Shelby Mustang GT350 1965  
1. Thomas STUDER GT5

1	1	4:32.011	3:06.912	42.620	42.479	99.9	4:32.011
2	1	1:40.967	29.601	35.722	35.644	169.0	6:12.978
3	1	14:54.811 B	28.371	40.164	...	182.7	21:07.789
4	1	1:55.877	43.570	36.730	35.577	98.5	23:03.666
5	1	1:40.098	28.045	35.962	36.091	184.6	24:43.764
6	1	1:39.147	28.173	35.568	35.406	190.1	26:22.911
7	1	1:38.163	27.588	35.441	35.134	201.5	28:01.074
8	1	1:41.925	28.778	37.157	35.990	185.6	29:42.999
9	1	1:40.648	28.441	36.866	35.341	194.2	31:23.647
10	1	1:39.174	28.019	35.654	35.501	193.2	33:02.821
11	1	1:39.213	27.981	36.013	35.219	190.8	34:42.034

**69** Shelby Cobra 289 1963  
1. Mr JOHN OF B GT5  
2. Soheil AYARI

1	2	3:20.139	2:07.091	37.232	35.816	126.8	3:20.139
2	2	1:39.962	31.084	34.654	34.224	160.7	5:00.101
3	2	1:35.478	27.281	34.671	33.526	200.4	6:35.579
4	2	14:07.021 B	26.443	38.518	...	208.1	20:42.600
5	1	1:51.586	36.710	39.524	35.352	129.3	22:34.186
6	1	1:42.265	29.548	37.735	34.982	163.4	24:16.451
7	1	1:38.667	28.309	35.618	34.740	177.3	25:55.118
8	1	1:37.981	27.198	35.214	35.569	197.8	27:33.099
9	1	1:36.834	27.574	34.864	34.396	196.4	29:09.933
10	1	1:37.315	27.970	35.210	34.135	190.8	30:47.248
11	1	1:36.850	27.132	34.992	34.726	210.1	32:24.098
12	1	1:36.277	27.327	35.064	33.886	203.0	34:00.375
13	1	1:38.478	27.763	36.324	34.391	215.6	35:38.853
14	1	1:36.475	27.445	35.043	33.987	204.2	37:15.328
15	1	5:50.511 B	28.048	36.208	4:46.255	186.5	43:05.839

**70** Shelby Cobra Daytona Coupe 1964  
1. Erwin FRANCE GT5

1	1	2:52.882	1:40.410	36.420	36.052	119.7	2:52.882
2	1	1:36.081	27.388	34.788	33.905	198.2	4:28.963
3	1	1:35.174	27.668	34.122	33.384	193.5	6:04.137

**76** Shelby Cobra 289 1963  
1. Abraham BONTRUP GT5  
2. Bas JANSEN

1	2	2:26.960	1:14.878	37.202	34.880	114.6	2:26.960
2	2	1:36.460	26.941	35.100	34.419	201.9	4:03.420
3	2	1:39.876	28.434	36.178	35.264	194.6	5:43.296
4	2	1:36.717	26.946	35.071	34.700	213.4	7:20.013
5	2	12:29.525 B	27.037	37.883	...	200.0	19:49.538
6	1	1:58.480	43.828	38.857	35.795	73.0	21:48.018
7	1	1:41.940	28.837	37.982	35.121	192.9	23:29.958
8	1	1:41.014	28.672	37.118	35.224	187.5	25:10.972
9	1	2:01.880	48.284	37.010	36.586	219.5	27:12.852
10	1	1:41.222	29.425	36.620	35.177	179.1	28:54.074
11	1	1:40.519	29.048	36.412	35.059	181.8	30:34.593

Lap	D	Time	Sector 1	Sector 2	Sector 3	T. Spd	Elapsed
12	1	1:40.279	29.116	36.462	34.701	199.6	32:14.872
13	1	1:39.548	29.119	35.754	34.675	186.2	33:54.420
14	1	1:40.503	29.602	36.245	34.656	180.3	35:34.923
15	1	1:39.612	29.026	35.579	35.007	184.6	37:14.535
16	1	1:39.201	28.127	36.421	34.653	186.9	38:53.736
17	1	1:41.335	29.364	36.690	35.281	167.4	40:35.071
18	1	1:44.818	30.251	37.963	36.604	172.2	42:19.889
19	1	1:37.871	27.914	35.474	34.483	196.0	43:57.760

**77** Shelby Cobra 289 (C) 1965  
1. Robin GREENHALGH GT5  
2. Alan GREENHALGH

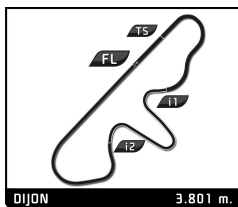
1	2	2:19.538	1:05.879	38.016	35.643	135.0	2:19.538
2	2	1:42.482	29.569	37.350	35.563	185.9	4:02.020
3	2	1:42.186	29.070	35.988	37.128	176.8	5:44.206
4	2	13:48.086 B	27.758	36.439	...	195.7	19:32.292
5	2	1:49.082	37.870	36.739	34.473	118.6	21:21.374
6	2	1:39.883	27.810	36.924	35.149	180.9	23:01.257
7	2	3:39.525 B	28.503	36.476	2:34.546	175.9	26:40.782
8	1	1:43.962	32.964	36.126	34.872	148.4	28:24.744
9	1	1:40.417	29.269	36.445	34.703	188.2	30:05.161
10	1	1:39.298	27.484	36.648	35.166	205.3	31:44.459
11	1	1:39.463	28.345	36.362	34.756	178.2	33:23.922
12	1	1:39.241	27.527	37.168	34.546	195.7	35:03.163
13	1	1:38.283	28.003	35.837	34.443	188.2	36:41.446
14	1	1:38.507	27.597	35.752	35.158	194.9	38:19.953
15	1	1:38.955	27.977	36.058	34.920	184.9	39:58.908
16	1	1:37.899	28.027	35.480	34.392	198.5	41:36.807

**83** Jaguar E-Type 3.8 1963  
1. Pascal RAPALINO GT4

1	1	3:16.690	1:51.099	43.823	41.768	98.5	3:16.690
2	1	1:51.569	35.149	40.164	36.256	141.4	5:08.259
3	1	1:42.669	29.077	37.347	36.245	187.5	6:50.928
4	1	12:51.668 B	29.051	37.326	...	177.6	19:42.596
5	1	1:58.051	38.668	42.109	37.274	114.9	21:40.647

**88** Jaguar E-Type 3.8 1963  
1. Jean-Marc RIVET-FUSIL GT4

1	1	3:32.086	2:15.949	39.017	37.120	116.0	3:32.086
2	1	1:42.339	29.527	36.359	36.453	179.1	5:14.425
3	1	1:43.588	29.081	37.366	37.141	182.4	6:58.013
4	1	12:43.338 B	29.627	38.469	...	174.8	19:41.351
5	1	1:58.313	38.876	41.422	38.015	125.0	21:39.664
6	1	1:45.821	31.031	38.209	36.581	155.8	23:25.485
7	1	1:41.296	28.743	35.925	36.628	187.2	25:06.781
8	1	1:42.547	29.553	36.080	36.914	169.0	26:49.328
9	1	1:42.188	29.973	36.055	36.160	173.4	28:31.516
10	1	1:44.052	29.060	38.582	36.410	187.8	30:15.568
11	1	1:43.936	30.052	37.272	36.612	160.7	31:59.504
12	1	1:43.914	30.431	37.348	36.135	163.6	33:43.418
13	1	1:42.542	29.745	36.858	35.939	188.2	35:25.960
14	1	1:43.236	29.200	38.261	35.775	176.8	37:09.196
15	1	1:42.578	29.515	37.487	35.576	177.0	38:51.774
16	1	1:42.918	29.100	37.501	36.317	179.1	40:34.692
17	1	2:13.121 B	30.205	37.435	1:05.481	166.7	42:47.813

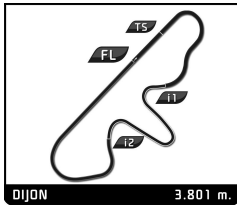


SIXTIES' ENDURANCE GRAND PRIX DE L'AGE D'OR PRIVATE PRACTICE

Sector Analysis

Personal Best Session Best B Crossing the finish line in pit lane

Table with columns: Lap D, Time, Sector 1, Sector 2, Sector 3, T. Spd, Elapsed. Includes driver names and car models for various classes like Jaguar E-Type, Austin-Healey, Iso Grifo, and Shelby Cobra.



SIXTIES' ENDURANCE  
GRAND PRIX DE L'AGE D'OR  
PRIVATE PRACTICE

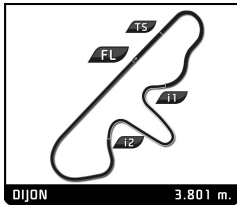
Sector Analysis

Personal Best Session Best B Crossing the finish line in pit lane

Lap	D	Time	Sector 1	Sector 2	Sector 3	T. Spd	Elapsed	Lap	D	Time	Sector 1	Sector 2	Sector 3	T. Spd	Elapsed
17	2	1:33.873	26.023	34.330	33.520	215.6	43:32.165	3	1	1:46.057	28.906	39.309	37.842	205.3	6:58.080
<b>111</b> Jaguar E-Type 3.8 1965 1. Christian BOCK GT4 2. Andrew NEWALL								4	1	14:03.413 B	29.983	40.421	...	167.7	21:01.493
1	1	3:44.281	2:17.422	45.656	41.203	118.2	3:44.281	5	1	1:57.055	40.283	39.654	37.118	107.7	22:58.548
2	1	2:01.604	34.978	43.377	43.249	161.4	5:45.885	6	1	1:46.332	29.938	38.420	37.974	164.4	24:44.880
3	1	1:54.483	33.678	42.438	38.367	142.7	7:40.368	7	1	1:45.470	30.203	37.628	37.639	164.9	26:30.350
4	1	11:55.101 B	36.350	49.717	...	163.6	19:35.469	8	1	1:44.025	29.451	37.382	37.192	182.1	28:14.375
5	1	2:03.130	43.421	41.974	37.735	118.0	21:38.599	9	1	1:43.652	28.523	37.353	37.776	200.0	29:58.027
6	1	1:55.357	34.342	41.872	39.143	153.2	23:33.956	10	1	1:44.639	29.314	37.321	38.004	189.1	31:42.666
7	1	1:49.976	33.361	39.976	36.639	166.4	25:23.932	11	1	1:46.864	29.752	39.724	37.388	184.3	33:29.530
8	1	3:09.711 B	33.228	38.464	1:58.019	158.1	28:33.643	12	1	2:21.424	28.721	1:14.566	38.137	203.4	35:50.954
9	2	1:45.232	33.914	36.428	34.890	124.1	30:18.875	13	1	1:44.592	29.100	38.211	37.281	192.9	37:35.546
10	2	1:37.227	27.362	35.400	34.465	180.6	31:56.102	14	1	1:44.516	29.897	37.218	37.401	174.5	39:20.062
11	2	1:36.961	26.997	35.550	34.414	192.9	33:33.063	15	1	1:44.014	28.888	37.745	37.381	197.1	41:04.076
12	2	1:40.823	28.575	37.713	34.535	196.0	35:13.886	16	1	1:43.507	28.812	36.878	37.817	186.9	42:47.583
13	2	1:37.421	27.560	35.186	34.675	180.0	36:51.307	<b>168</b> Shelby Mustang GT350 1965 1. Stan NOVAKOVIC GT5							
14	2	1:37.176	27.194	35.263	34.719	189.1	38:28.483	1	1	3:19.271	1:58.308	42.297	38.666	116.3	3:19.271
15	2	1:36.091	27.209	34.710	34.172	185.6	40:04.574	2	1	1:45.191	32.470	36.815	35.906	146.7	5:04.462
16	2	1:36.490	27.030	34.960	34.500	191.8	41:41.064	3	1	1:39.530	28.154	36.666	34.710	183.7	6:43.992
<b>114</b> MG B 1963 1. Cédric TERNOIS GT2 2. Sébastien MORALES								4	1	12:52.524 B	27.752	37.064	...	188.5	19:36.516
1	2	5:02.087	3:16.239	52.629	53.219	84.9	5:02.087	5	1	1:53.801	40.952	37.269	35.580	107.2	21:30.317
2	2	2:18.967	39.201	50.172	49.594	125.3	7:21.054	6	1	1:37.779	27.290	35.823	34.666	205.3	23:08.096
3	2	12:24.797 B	38.331	54.676	...	120.4	19:45.851	7	1	1:37.452	27.590	35.461	34.401	195.7	24:45.548
4	1	2:36.930	51.729	51.426	53.775	83.7	22:22.781	8	1	1:38.392	28.717	35.022	34.653	168.7	26:23.940
5	1	2:19.978	40.085	49.027	50.866	118.6	24:42.759	9	1	1:37.454	27.466	35.546	34.442	196.7	28:01.394
6	1	7:24.403 B	39.880	49.127	5:55.396	117.8	32:07.162	10	1	1:39.220	27.933	36.240	35.047	188.8	29:40.614
7	1	2:47.194	52.058	55.672	59.464	91.1	34:54.356	11	1	1:38.395	27.393	35.337	35.665	196.7	31:19.009
8	1	2:35.574	46.942	54.022	54.610	95.7	37:29.930	12	1	1:38.756	27.676	34.901	36.179	196.0	32:57.765
9	1	2:29.110	42.399	52.968	53.743	119.7	39:59.040	13	1	1:38.448	27.625	35.168	35.655	192.2	34:36.213
10	1	2:26.951	41.516	52.111	53.324	118.7	42:25.991	14	1	1:37.460	27.681	35.264	34.515	197.1	36:13.673
<b>124</b> Lotus Elan 26R 1965 1. Ivan Petev IVANOV GT2 2. Edward MORRIS								15	1	1:38.413	27.543	35.666	35.204	202.6	37:52.086
1	1	2:55.498	1:38.472	37.912	39.114	121.2	2:55.498	16	1	1:37.886	27.788	35.703	34.395	192.9	39:29.972
2	1	1:40.462	28.240	36.835	35.387	187.8	4:35.960	17	1	1:37.059	27.384	35.091	34.584	216.9	41:07.031
3	1	1:37.940	27.929	34.924	35.087	173.6	6:13.900	18	1	1:38.065	27.668	35.738	34.659	198.9	42:45.096
4	1	1:41.083	27.846	37.831	35.406	182.7	7:54.983	<b>184</b> Lotus Elan 26R 1965 1. Steve JONES GT2 2. Christopher ATKINSON							
5	1	12:50.368 B	32.168	44.898	...	166.2	20:45.351	1	2	2:59.760	1:37.624	40.867	41.269	116.4	2:59.760
6	1	1:46.588	34.267	36.713	35.608	135.0	22:31.939	2	2	1:53.348	33.121	40.230	39.997	140.4	4:53.108
7	1	1:39.692	29.114	35.640	34.938	161.0	24:11.631	3	2	1:41.970	28.795	36.448	36.727	170.6	6:35.078
8	1	1:38.263	27.225	35.505	35.533	199.6	25:49.894	4	2	13:23.484 B	28.834	37.536	...	172.5	19:58.562
9	1	1:38.577	28.230	35.195	35.152	188.5	27:28.471	5	2	1:56.362	39.841	40.138	36.383	100.3	21:54.924
10	1	1:39.104	27.635	35.967	35.502	200.7	29:07.575	6	2	1:40.714	28.593	36.255	35.866	180.3	23:35.638
11	1	1:38.025	27.245	35.527	35.253	201.1	30:45.600	7	2	1:40.752	27.984	37.004	35.764	195.3	25:16.390
12	1	1:38.563	27.178	35.811	35.574	213.9	32:24.163	8	2	1:39.830	28.124	35.601	36.105	186.9	26:56.220
13	1	3:30.506 B	27.716	35.943	2:26.847	200.0	35:54.669	9	2	3:47.502 B	28.234	38.467	2:40.801	183.4	30:43.722
14	2	1:45.387	34.981	35.187	35.219	129.2	37:40.056	10	1	1:49.365	35.848	36.863	36.654	120.9	32:33.087
15	2	1:37.142	27.168	35.059	34.915	194.2	39:17.198	11	1	1:42.082	29.012	36.541	36.529	160.7	34:15.169
16	2	1:37.729	27.252	35.030	35.447	190.8	40:54.927	12	1	1:40.848	28.822	35.701	36.325	171.2	35:56.017
<b>156</b> Lotus Elan 26R 1964 1. Frédéric ROUFFET GT2								13	1	1:39.566	27.866	35.462	36.238	190.8	37:35.583
1	1	3:21.129	1:56.165	45.042	39.922	99.7	3:21.129	14	1	1:40.885	28.439	36.189	36.257	173.1	39:16.468
2	1	1:50.894	31.849	41.132	37.913	156.7	5:12.023	15	1	1:40.688	28.476	35.967	36.245	194.6	40:57.156
<b>187</b> Lotus Elan 26R 1965 1. Philippe VERMAST GT2								16	1	1:40.206	27.909	36.037	36.260	194.2	42:37.362







# SIXTIES' ENDURANCE GRAND PRIX DE L'AGE D'OR PRIVATE PRACTICE

## Sector Analysis

■ Personal Best   
 ■ Session Best   
 **B** Crossing the finish line in pit lane

Lap	D	Time	Sector 1	Sector 2	Sector 3	T. Spd	Elapsed	Lap	D	Time	Sector 1	Sector 2	Sector 3	T. Spd	Elapsed
10	1	1:37.588	27.228	35.079	35.281	179.4	29:26.251								
11	1	1:35.461	27.425	34.541	33.495	184.9	31:01.712								
12	1	3:26.438 <b>B</b>	26.833	34.787	2:24.818	190.5	34:28.150								
13	1	1:45.882	37.238	35.030	33.614	128.0	36:14.032								
14	1	1:37.895	27.931	35.684	34.280	179.4	37:51.927								
15	1	1:36.401	27.057	35.327	34.017	193.2	39:28.328								
16	1	<b>1:34.130</b>	<b>26.387</b>	<b>34.393</b>	33.350	198.2	41:02.458								
17	1	1:36.073	27.815	34.558	33.700	194.9	42:38.531								

651	Porsche 911 2,0L 1965															
	1. Mark BATES		GT2													
	2. James BATES															
1	2	3:48.122	2:31.400	39.292	<b>37.430</b>	118.4	3:48.122									
2	2	<b>1:44.177</b>	28.728	<b>37.309</b>	38.140	184.0	5:32.299									
3	2	1:44.772	28.908	37.603	38.261	185.2	7:17.071									
4	2	12:50.999 <b>B</b>	<b>28.425</b>	38.524	...	185.6	20:08.070									
5	2	1:54.431	37.864	38.608	37.959	106.8	22:02.501									
6	2	1:44.699	29.177	37.817	37.705	191.2	23:47.200									
7	2	1:44.717	28.512	38.132	38.073	184.6	25:31.917									
8	2	1:45.340	29.204	37.957	38.179	178.2	27:17.257									