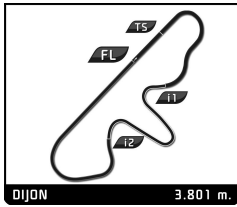


HERITAGE TOURING CUP
GRAND PRIX DE L'AGE D'OR
QUALIFYING

Sector Analysis

Personal Best Session Best B Crossing the finish line in pit lane

Lap	D	Time	Sector 1	Sector 2	Sector 3	T. Spd	Elapsed	Lap	D	Time	Sector 1	Sector 2	Sector 3	T. Spd	Elapsed	
2		BMW 2002 02 Series 1971 1. Michel WELTER						TC2								
1	1	2:22.975	59.738	43.330	39.907	83.9	2:22.975	11	2	1:44.048	34.725	35.321	34.002	130.4	26:32.799	
2	1	1:42.916	29.234	36.543	37.139	182.7	4:05.891	12	2	1:31.740	25.622	32.865	33.253	211.8	28:04.539	
3	1	1:40.337	27.858	35.516	36.963	188.5	5:46.228	13	2	1:31.018	24.981	32.620	33.417	217.3	29:35.557	
4	1	1:39.823	27.498	35.599	36.726	186.9	7:26.051	14	2	1:31.454	25.036	33.015	33.403	213.9	31:07.011	
5	1	1:38.896	27.309	35.124	36.463	194.9	9:04.947	15	2	3:29.478 B	27.885	35.857	2:25.736	201.9	34:36.489	
6	1	1:39.789	27.214	35.860	36.715	196.4	10:44.736									
7	1	1:39.384	27.263	35.510	36.611	194.9	12:24.120									
8	1	1:39.022	27.322	35.196	36.504	198.9	14:03.142									
9	1	1:41.165	27.291	35.207	38.667	194.2	15:44.307									
10	1	1:39.023	27.486	35.162	36.375	189.8	17:23.330									
11	1	1:38.566	27.189	35.105	36.272	196.7	19:01.896									
12	1	1:51.246	32.284	38.958	40.004	136.5	20:53.142									
13	1	4:19.209 B	39.136	44.514	2:55.559	121.6	25:12.351									
14	1	1:47.688	34.467	36.193	37.028	124.9	27:00.039									
15	1	1:41.547	28.335	36.526	36.686	181.8	28:41.586									
16	1	1:42.772	31.038	35.290	36.444	190.1	30:24.358									
17	1	1:40.361	27.402	36.404	36.555	194.9	32:04.719									
18	1	1:39.097	27.340	35.101	36.656	194.2	33:43.816									
19	1	1:49.648	32.918	39.970	36.760	181.2	35:33.464									
5		Ford Capri RS 2600 1973 1. Alain VÖGELE						TC2								
1	1	3:32.643	2:13.995	38.642	40.006	108.8	3:32.643	11	2	1:44.048	34.725	35.321	34.002	130.4	26:32.799	
2	1	1:41.404	28.753	37.357	35.294	172.5	5:14.047	12	2	1:31.740	25.622	32.865	33.253	211.8	28:04.539	
3	1	1:36.883	27.083	34.807	34.993	195.7	6:50.930	13	2	1:31.018	24.981	32.620	33.417	217.3	29:35.557	
4	1	2:40.931 B	27.437	35.320	1:38.174	174.5	9:31.861	14	2	1:31.454	25.036	33.015	33.403	213.9	31:07.011	
5	1	1:48.137	37.184	35.824	35.129	127.1	11:19.998	15	2	3:29.478 B	27.885	35.857	2:25.736	201.9	34:36.489	
6	1	1:35.777	26.621	34.297	34.859	198.2	12:55.775									
7	1	1:35.224	26.424	34.342	34.458	203.0	14:30.999									
8	1	1:35.857	26.943	34.321	34.593	190.1	16:06.856									
9	1	1:35.282	26.658	34.373	34.251	193.9	17:42.138									
10	1	1:36.122	26.070	34.666	35.386	210.5	19:18.260									
11	1	6:04.036 B	30.414	38.699	4:54.923	153.6	25:22.296									
12	1	1:47.438	37.198	35.206	35.034	120.3	27:09.734									
13	1	1:34.642	26.669	33.942	34.031	194.9	28:44.376									
14	1	1:33.458	26.420	33.485	33.553	200.4	30:17.834									
15	1	1:35.775	26.042	33.518	36.215	206.5	31:53.609									
16	1	1:34.967	26.393	34.523	34.051	203.8	33:28.576									
17	1	1:34.003	26.103	33.812	34.088	207.3	35:02.579									
18	1	1:37.378	28.076	34.739	34.563	187.5	36:39.957									
19	1	1:34.546	26.436	33.760	34.350	199.3	38:14.503									
7		Ford Capri RS 2600 1975 1. Carlo VÖGELE						TC2								
1	1	3:32.611	2:10.349	40.355	41.907	107.0	3:32.611	11	2	1:44.048	34.725	35.321	34.002	130.4	26:32.799	
2	1	1:49.063	33.286	38.536	37.241	140.6	5:21.674	12	2	1:31.740	25.622	32.865	33.253	211.8	28:04.539	
3	1	2:35.856 B	28.869	37.038	1:29.949	164.6	7:57.530	13	2	1:31.018	24.981	32.620	33.417	217.3	29:35.557	
4	1	1:43.149	34.056	34.866	34.227	124.1	9:40.679	14	2	1:31.454	25.036	33.015	33.403	213.9	31:07.011	
5	1	1:40.013	28.821	35.841	35.351	183.1	11:20.692	15	2	3:29.478 B	27.885	35.857	2:25.736	201.9	34:36.489	
6	1	1:37.071	28.281	34.406	34.384	184.9	12:57.763									
7	1	1:34.247	26.376	33.719	34.152	187.8	14:32.010									
8	1	1:37.075	26.618	34.232	36.225	181.8	16:09.085									
9	1	1:34.060	26.450	33.773	33.837	190.8	17:43.145									
9		Ford Capri RS 2600 1973 1. Thomas STUDER						TC2								
1	1	3:13.874	1:49.797	42.293	41.784	109.3	3:13.874	11	2	1:44.048	34.725	35.321	34.002	130.4	26:32.799	
2	1	1:46.325	29.861	37.885	38.579	172.8	5:00.199	12	2	1:31.740	25.622	32.865	33.253	211.8	28:04.539	
3	1	1:38.081	27.277	35.040	35.764	196.0	6:38.280	13	2	1:31.018	24.981	32.620	33.417	217.3	29:35.557	
4	1	1:35.795	28.094	33.891	33.810	198.9	8:14.075	14	2	1:31.454	25.036	33.015	33.403	213.9	31:07.011	
5	1	2:48.279 B	26.997	36.098	1:45.184	199.3	11:02.354	15	2	3:29.478 B	27.885	35.857	2:25.736	201.9	34:36.489	
6	1	1:46.595	37.886	34.827	33.882	110.5	12:48.949									
7	1	1:33.540	26.126	33.605	33.809	196.0	14:22.489									
8	1	1:34.870	26.824	33.963	34.083	196.0	15:57.359									
9	1	1:34.656	26.434	33.957	34.265	199.3	17:32.015									
10	1	1:36.719	27.823	34.343	34.553	184.3	19:08.734									
11		BMW 3.0 CSL 1972 1. Charles FIRMENICH						TC2								
1	1	2:31.391	55.976	53.997	41.418	100.4	2:31.391	11	2	1:44.048	34.725	35.321	34.002	130.4	26:32.799	
2	1	2:06.817	52.755	37.727	36.335	170.6	4:38.208	12	2	1:31.740	25.622	32.865	33.253	211.8	28:04.539	
3	1	1:52.547	29.053	46.811	36.683	182.7	6:30.755	13	2	1:31.018	24.981	32.620	33.417	217.3	29:35.557	
4	1	1:38.885	27.230	35.707	35.948	211.8	8:09.640	14	2	1:31.454	25.036	33.015	33.403	213.9	31:07.011	
5	1	1:38.599	27.690	35.278	35.631	191.5	9:48.239	15	2	3:29.478 B	27.885	35.857	2:25.736	201.9	34:36.489	
6	1	2:40.970 B	27.527	35.600	1:37.843	195.3	12:29.209									
7	1	1:52.570	38.738	37.465	36.367	115.9	14:21.779									
8	1	1:39.707	27.311	36.712	35.684	206.9	16:01.486									
9	1	1:36.735	26.778	34.913	35.044	213.9	17:38.221									
10	1	1:41.446	27.084	36.629	37.733	197.1	19:19.667									
14		Ford Capri RS 2600 1972 1. Yves VÖGELE						TC2								
1	1	3:31.620	2:11.342	40.227	40.051	113.3	3:31.620	11	2	1:44.048	34.725	35.321	34.002	130.4	26:32.799	
2	1	1:36.742	27.805	34.179	34.758	182.4	5:08.362	12	2	1:31.740	25.622	32.865	33.253	211.8	28:04.539	
3	1	1:34.347	27.211	33.576	33.560	170.9	6:42.709	13	2	1:31.018	24.981	32.620	33.417	217.3	29:35.557	
4	1	1:34.131	27.145	33.480	33.506	190.5	8:16.840	14	2	1:31.454	25.036	33.015	33.403	213.9	31:07.011	
5	1	2:47.730 B	25.633	37.665	1:44.432	213.4	11:04.570	15	2	3:29.478 B	27.885	35.857	2:25.736	201.9	34:36.489	
6	1	1:44.903	36.081	34.925	33.897	120.3	12:49.473									
7	1	1:33.328	26.013	33.735	33.580	200.0	14:22.801									
8	1	1:59.786 B	26.880	34.200	58.706	190.1	16:22.587									
9	1	1:42.659	34.550	34.189	33.920	124.1	18:05.246									
10	1	1:33.085	25.801	33.543	33.741	210.5	19:38.331									
11	1	5:52.120 B	34.991	39.129	4:38.000	159.8	25:30.451									



HERITAGE TOURING CUP
GRAND PRIX DE L'AGE D'OR
QUALIFYING

Sector Analysis

Personal Best Session Best B Crossing the finish line in pit lane

Lap	D	Time	Sector 1	Sector 2	Sector 3	T. Spd	Elapsed	Lap	D	Time	Sector 1	Sector 2	Sector 3	T. Spd	Elapsed
12	1	1:41.215	33.828	33.901	33.486	127.7	27:11.666	17	1	1:28.036	24.636	31.810	31.590	237.4	32:59.648
13	1	1:32.926	25.854	33.508	33.564	194.2	28:44.592	18	1	1:29.610	25.545	32.052	32.013	234.8	34:29.258
14	1	1:33.711	26.818	33.626	33.267	186.5	30:18.303	19	1	4:32.006 B	24.151	32.522	3:35.333	227.8	39:01.264
15	1	1:33.733	25.907	34.074	33.752	200.4	31:52.036	20	1	1:38.877	32.448	34.520	31.909	150.8	40:40.141
16	1	1:33.327	26.500	33.786	33.041	212.2	33:25.363	21	1	1:28.002	24.653	31.499	31.850	220.0	42:08.143
								22	1	1:26.887	24.482	31.299	31.106	227.4	43:35.030
								23	1	1:29.428	24.838	31.906	32.684	229.8	45:04.458

15 BMW 635 CSI 1985
1. Gérard LASCAUX
2. Benjamin MUNSCH
Group A

1	2	2:41.221	1:17.898	44.183	39.140	101.6	2:41.221
2	2	1:49.954	31.535	40.823	37.596	160.7	4:31.175
3	2	1:36.014	27.069	34.875	34.070	177.0	6:07.189
4	2	1:34.792	26.285	34.294	34.213	193.5	7:41.981
5	2	1:42.595	26.805	38.343	37.447	188.2	9:24.576
6	2	1:35.160	26.122	34.648	34.390	195.7	10:59.736
7	2	1:34.600	26.404	34.119	34.077	183.4	12:34.336
8	2	1:33.922	26.240	33.862	33.820	193.2	14:08.258
9	2	1:35.162	26.191	33.718	35.253	196.0	15:43.420
10	2	1:36.759	26.920	35.208	34.631	191.8	17:20.179
11	2	7:42.215 B	27.793	39.619	6:34.803	183.1	25:02.394
12	1	2:00.339	42.075	41.087	37.177	109.6	27:02.733
13	1	1:42.046	29.760	35.909	36.377	168.0	28:44.779
14	1	1:41.822	29.535	35.410	36.877	163.9	30:26.601
15	1	1:40.261	28.657	35.569	36.035	177.9	32:06.862
16	1	1:46.949	31.747	38.423	36.779	174.5	33:53.811
17	1	1:46.075	28.304	36.612	41.159	165.9	35:39.886

19 Ford Escort I RS 1600 1975
1. Jean-Luc BLANCHEMAIN
TC2

1	1	3:07.204	1:52.461	37.945	36.798	116.0	3:07.204
2	1	1:41.431	28.521	37.033	35.877	177.3	4:48.635
3	1	1:37.797	27.084	35.702	35.011	206.9	6:26.432
4	1	1:36.100	27.007	34.476	34.617	202.2	8:02.532
5	1	5:13.002 B	26.598	34.529	4:11.875	205.7	13:15.534
6	1	1:45.108	34.888	35.017	35.203	133.8	15:00.642
7	1	1:34.522	26.806	33.403	34.313	203.8	16:35.164
8	1	1:33.952	25.984	34.121	33.847	209.3	18:09.116
9	1	1:32.705	25.539	33.037	34.129	209.7	19:41.821
10	1	5:49.638 B	59.066	43.317	4:07.255	202.2	25:31.459

22 BMW 3.0 CSL 1975
1. Emile BREITMAYER
TC2

1	1	3:22.401	2:05.746	39.112	37.543	86.7	3:22.401
2	1	1:32.901	27.379	32.688	32.834	191.5	4:55.302
3	1	1:33.945	26.151	33.384	34.410	208.5	6:29.247
4	1	1:29.709	25.468	32.276	31.965	210.5	7:58.956
5	1	1:28.899	25.831	31.799	31.269	203.0	9:27.855
6	1	3:45.431 B	24.012	31.803	2:49.616	238.9	13:13.286
7	1	1:38.937	32.401	34.136	32.400	149.4	14:52.223
8	1	1:30.653	24.244	31.944	34.465	231.3	16:22.876
9	1	1:27.435	24.289	31.553	31.593	227.4	17:50.311
10	1	1:29.922	25.085	32.270	32.567	206.5	19:20.233
11	1	1:36.514	28.953	34.904	32.657	154.3	20:56.747
12	1	4:31.476 B	36.239	45.084	3:10.153	158.6	25:28.223
13	1	1:38.109	32.509	33.040	32.560	149.4	27:06.332
14	1	1:29.640	25.449	32.697	31.494	212.2	28:35.972
15	1	1:27.432	24.140	31.490	31.802	233.3	30:03.404
16	1	1:28.208	24.494	31.998	31.716	218.6	31:31.612

23 BMW 3.5 CSL 1975
1. Davide RODA
TC2

1	1	2:15.631	57.847	41.258	36.526	82.2	2:15.631
2	1	1:33.415	26.883	33.307	33.225	203.0	3:49.046
3	1	1:30.468	25.184	32.611	32.673	211.8	5:19.514
4	1	1:30.948	25.189	32.275	33.484	229.8	6:50.462
5	1	4:38.260 B	24.862	34.931	3:38.467	225.5	11:28.722
6	1	5:39.877 B	41.568	37.599	4:20.710	83.9	17:08.599
7	1	2:35.146 B	38.221	35.731	1:21.194	90.8	19:43.745

31 Ford Escort RS 1600 1972
1. Wolf ZWEIFLER
TC2

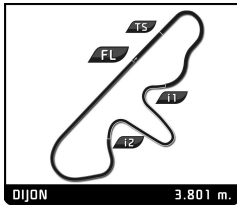
1	1	2:57.139	1:31.241	43.495	42.403		2:57.139
2	1	1:53.896	32.491	41.382	40.023	156.7	4:51.035
3	1	1:49.001	30.808	39.434	38.759	187.5	6:40.036
4	1	3:11.906 B	30.588	39.138	2:02.180	184.3	9:51.942
5	1	1:53.914	37.057	39.055	37.802	124.1	11:45.856
6	1	1:44.882	30.269	37.577	37.036	181.8	13:30.738
7	1	1:43.820			37.359		15:14.558
8	1	1:46.718	31.404	38.512	36.802	179.1	17:01.276
9	1	1:43.923	29.448	36.638	37.837	190.1	18:45.199
10	1	1:55.233	31.131	39.033	45.069	163.6	20:40.432
11	1	9:43.625 B			8:11.499	110.1	30:24.057
12	1	1:59.851	40.452	40.592	38.807		32:23.908
13	1	1:45.398	29.730	38.349	37.319	165.6	34:09.306
14	1	1:45.227	29.204	37.810	38.213		35:54.533
15	1	3:04.555 B	33.892	41.909	1:48.754	165.9	38:59.088

34 BMW 3.0 CSL 1973
1. Olivier BREITMAYER
TC2

1	1	2:50.745	1:31.652	39.822	39.271	102.1	2:50.745
2	1	1:44.269	29.270	38.254	36.745	178.5	4:35.014
3	1	1:37.543	28.713	35.434	33.396	184.0	6:12.557
4	1	1:32.739	25.348	33.612	33.779	238.9	7:45.296
5	1	5:34.068 B	25.084	34.784	4:34.200	214.3	13:19.364
6	1	1:34.800	30.856	32.231	31.713	158.6	14:54.164
7	1	1:29.508	24.330	32.150	33.028	223.1	16:23.672
8	1	1:27.664	24.321	31.506	31.837	230.3	17:51.336
9	1	11:48.184 B	26.480	36.082	...	204.9	29:39.520
10	1	1:58.004	40.489	40.180	37.335	107.8	31:37.524
11	1	1:35.573	27.960	33.919	33.694	176.5	33:13.097

35 BMW 635 CSI 1985
1. Christian TRABER
2. Nicolas TRABER
Group A

1	2	2:05.767	49.717	38.287	37.763	102.2	2:05.767
2	2	1:36.714	27.754	34.901	34.059	172.8	3:42.481
3	2	1:35.722	26.573	34.432	34.717	202.2	5:18.203
4	2	1:34.720	26.540	34.178	34.002	194.2	6:52.923
5	2	1:35.917	26.386	34.346	35.185	209.3	8:28.840

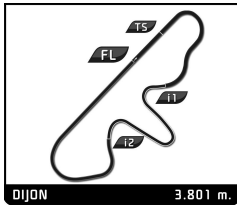


HERITAGE TOURING CUP
GRAND PRIX DE L'AGE D'OR
QUALIFYING

Sector Analysis

Personal Best Session Best B Crossing the finish line in pit lane

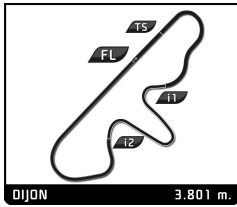
Lap	D	Time	Sector 1	Sector 2	Sector 3	T. Spd	Elapsed	Lap	D	Time	Sector 1	Sector 2	Sector 3	T. Spd	Elapsed
6	2	3:42.188 B	26.320	35.482	2:40.386	206.9	12:11.028	13	2	1:50.629	40.582	36.145	33.902	109.2	28:18.273
7	1	1:47.248	35.853	36.151	35.244	127.8	13:58.276	14	2	1:28.991	24.974	31.763	32.254	219.1	29:47.264
8	1	1:37.296	28.078	35.148	34.070	207.3	15:35.572	49 BMW 3.0 CSL 1975 1. Dominique GUENAT TC2 2. Guillaume MAHÉ							
9	1	1:36.445	26.444	35.166	34.835	217.7	17:12.017	1	2	2:48.101	1:37.912	36.866	33.323	131.4	2:48.101
10	1	1:34.363	26.506	34.056	33.801	206.9	18:46.380	2	2	1:36.744	28.972	35.048	32.724	181.5	4:24.845
11	1	1:36.869	27.226	34.622	35.021	180.6	20:23.249	3	2	1:28.672	24.690	32.747	31.235	199.3	5:53.517
44 BMW 2002 TI 1970 1. Katrin BEHRENS TC2								4	2	1:27.311	24.284	31.815	31.212	208.9	7:20.828
1	1	2:42.953	1:22.426	41.466	39.061	100.3	2:42.953	5	2	2:40.242 B	24.407	31.856	1:43.979	216.4	10:01.070
2	1	1:51.121	30.609	41.151	39.361	164.1	4:34.074	6	2	1:36.794	31.508	33.043	32.243	149.2	11:37.864
3	1	1:44.444	30.202	36.754	37.488	173.6	6:18.518	7	2	1:26.798	24.253	31.383	31.162	213.4	13:04.662
4	1	1:41.645	28.290	36.237	37.118	183.7	8:00.163	8	2	3:54.272 B	25.062	31.515	2:57.695	226.4	16:58.934
5	1	1:41.892	28.115	36.900	36.877	181.2	9:42.055	9	1	1:43.189	35.102	34.146	33.941	122.0	18:42.123
6	1	1:42.306	28.336	36.701	37.269	184.3	11:24.361	10	1	1:30.150	25.563	32.147	32.440	193.9	20:12.273
7	1	3:14.563 B	28.512	36.752	2:09.299	186.5	14:38.924	11	1	5:39.058 B	29.575	44.906	4:24.577	168.2	25:51.331
8	1	1:48.483	35.280	35.669	37.534	126.8	16:27.407	12	1	1:37.797	32.489	33.296	32.012	132.7	27:29.128
9	1	1:43.149	29.317	36.395	37.437	176.2	18:10.556	13	1	1:28.212	25.122	31.706	31.384	206.9	28:57.340
10	1	1:41.822	28.038	35.617	38.167	186.2	19:52.378	14	1	1:31.526	26.608	32.904	32.014	194.2	30:28.866
11	1	4:44.778 B	34.274	41.806	3:28.698	131.2	24:37.156	15	1	1:29.842	25.803	32.365	31.674	202.6	31:58.708
12	1	2:04.519	47.076	38.718	38.725	110.5	26:41.675	16	1	3:24.704 B	25.390	31.863	2:27.451	199.6	35:23.412
13	1	1:42.924	28.478	36.575	37.871	186.2	28:24.599	17	1	1:38.974	33.865	32.604	32.505	131.9	37:02.386
14	1	1:42.172	28.370	36.165	37.637	184.3	30:06.771	18	1	1:29.249	25.054	32.104	32.091	222.2	38:31.635
15	1	1:42.701	28.277	37.074	37.350	187.8	31:49.472	50 Ford Capri RS 3100 1975 1. Maxime GUENAT TC2							
16	1	1:43.175	28.758	36.737	37.680	183.1	33:32.647	1	1	2:59.557	1:49.124	37.461	32.972	129.0	2:59.557
17	1	1:41.337	28.374	35.470	37.493	180.0	35:13.984	2	1	1:35.971	28.353	35.159	32.459	177.9	4:35.528
18	1	1:42.377	28.555	36.245	37.577	181.5	36:56.361	3	1	1:30.940	27.082	32.656	31.202	178.2	6:06.468
19	1	1:42.665	28.679	36.564	37.422	181.2	38:39.026	4	1	1:27.596	25.189	32.093	30.314	216.0	7:34.064
20	1	1:45.175	29.138	37.005	39.032	173.9	40:24.201	5	1	1:26.300	23.925	31.714	30.661	223.1	9:00.364
45 BMW 2002 TI 1971 1. Gaby VON OPPENHEIM TC2								6	1	1:26.309	23.685	31.729	30.895	227.4	10:26.673
1	1	3:35.341	2:19.686	37.986	37.669	100.5	3:35.341	7	1	6:58.472 B	25.282	31.959	6:01.231	191.5	17:25.145
2	1	1:41.277	29.562	35.676	36.039	180.6	5:16.618	8	1	1:35.064	32.043	32.433	30.588	146.5	19:00.209
3	1	1:38.077	27.147	34.895	36.035	194.2	6:54.695	9	1	1:28.206	24.614	31.873	31.719	191.8	20:28.415
4	1	1:36.754	27.032	34.309	35.413	202.6	8:31.449	10	1	5:43.094 B	29.904	37.676	4:35.514	206.5	26:11.509
5	1	1:38.258	27.639	35.131	35.488	193.2	10:09.707	11	1	1:37.560	33.367	33.021	31.172	137.9	27:49.069
6	1	1:38.052	27.652	34.720	35.680	197.4	11:47.759	12	1	1:28.596	25.268	32.501	30.827	195.7	29:17.665
7	1	1:38.139	27.757	34.920	35.462	199.3	13:25.898	13	1	1:26.035	24.239	31.401	30.395	216.4	30:43.700
8	1	3:16.759 B	26.708	34.265	2:15.786	198.9	16:42.657	51 BMW 3.5 CSL 1975 1. Guillaume MAHE TC2 2. Yvan MAHE							
9	1	1:42.400	32.411	34.831	35.158	128.0	18:25.057	1	1	3:02.000					3:02.000
10	1	1:38.087	26.979	34.728	36.380	193.9	20:03.144	2	1	1:37.891					4:39.891
47 Ford Escort RS 1600 1972 1. Guy Fabrice MESTROT TC2 2. Eric SECHAUD								3	1	1:29.319					6:09.210
1	1	2:57.773	1:42.271	37.864	37.638	116.9	2:57.773	4	1	1:31.342					7:40.552
2	1	1:41.620	28.628	36.310	36.682	176.8	4:39.393	5	1	1:27.240	24.833	31.343	31.064		9:07.792
3	1	1:42.949	30.605	37.019	35.325	174.5	6:22.342	6	1	1:26.591	24.473	31.255	30.863	214.3	10:34.383
4	1	1:37.800	27.080	35.447	35.273	198.2	8:00.142	7	1	4:40.644 B	26.440	32.719	3:41.485	206.5	15:15.027
5	1	1:38.870	27.249	36.897	34.724	191.2	9:39.012	8	2	1:38.854	33.012	33.922	31.920	130.4	16:53.881
6	1	1:38.115	27.988	35.004	35.123	197.1	11:17.127	9	2	1:28.514	24.688	31.762	32.064	216.0	18:22.395
7	1	1:36.586	27.157	34.678	34.751	193.9	12:53.713	10	2	1:36.906	25.376	36.062	35.468	233.3	19:59.301
8	1	1:36.919	26.940	35.001	34.978	198.9	14:30.632	11	2	5:50.561 B	32.821	40.807	4:36.933	150.8	25:49.862
9	1	1:35.830	26.773	34.460	34.597	194.2	16:06.462	12	2	1:36.661	32.765	32.256	31.640	150.6	27:26.523
10	1	1:36.105	26.589	34.341	35.175	200.7	17:42.567	13	2	1:27.422	24.335	31.878	31.209	223.6	28:53.945
11	1	1:36.654	26.806	34.824	35.024	202.2	19:19.221	14	2	1:27.601	24.523	31.267	31.811	217.7	30:21.546
12	1	7:08.423 B	31.404	38.536	5:58.483	149.4	26:27.644	15	2	1:28.892	24.734	31.502	32.656	231.3	31:50.438



HERITAGE TOURING CUP
GRAND PRIX DE L'AGE D'OR
QUALIFYING

Sector Analysis

										Personal Best		Session Best		B Crossing the finish line in pit lane	
Lap	D	Time	Sector 1	Sector 2	Sector 3	T. Spd	Elapsed	Lap	D	Time	Sector 1	Sector 2	Sector 3	T. Spd	Elapsed
52 Ford Capri RS 3100 Cologne 1973 1.Yves SCEMAMA TC2															
1	1	2:43.715	1:31.019	37.075	35.621	101.6	2:43.715								
2	1	1:34.801	27.691	34.935	32.175	186.5	4:18.516								
3	1	1:27.365	24.733	31.602	31.030	218.6	5:45.881								
4	1	1:26.644	24.182	31.483	30.979	218.2	7:12.525								
5	1	7:55.123 B	24.220	32.369	6:58.534	218.2	15:07.648								
6	1	1:42.090	36.657	33.420	32.013	112.6	16:49.738								
7	1	1:26.852	24.642	31.464	30.746	218.2	18:16.590								
8	1	1:28.184	24.413	31.852	31.919	207.7	19:44.774								
9	1	14:47.768 B	35.981	41.158	...	153.8	34:32.542								
10	1	1:36.913	33.092	32.686	31.135	135.0	36:09.455								
11	1	1:27.489	23.985	32.185	31.319	226.4	37:36.944								
12	1	1:27.130	23.970	31.319	31.841	228.8	39:04.074								
13	1	1:53.568	24.621	55.697	33.250	200.4	40:57.642								
14	1	1:30.143	26.394	32.360	31.389	190.8	42:27.785								
58 Alfa Romeo 1750 GTAm 1971 1.Patrick WILWERT TC2															
1	1	2:31.177	1:04.430	41.585	45.162	102.4	2:31.177								
2	1	2:01.671	38.436	44.560	38.675	153.4	4:32.848								
3	1	1:41.160	28.211	36.809	36.140	180.9	6:14.008								
4	1	1:39.820	27.578	35.142	37.100	197.8	7:53.828								
5	1	1:40.336	28.139	36.291	35.906	194.2	9:34.164								
6	1	1:39.734	28.203	35.386	36.145	200.4	11:13.898								
7	1	1:39.513	27.979	35.597	35.937	200.7	12:53.411								
8	1	1:40.657	27.560	36.583	36.514	201.5	14:34.068								
9	1	1:37.533	27.634	34.279	35.620	196.4	16:11.601								
10	1	1:37.177	27.175	34.505	35.497	202.2	17:48.778								
11	1	1:38.357	27.735	34.858	35.764	200.4	19:27.135								
12	1	8:01.144 B	31.504	38.188	6:51.452	146.3	27:28.279								
13	1	1:46.173	34.595	35.379	36.199	128.4	29:14.452								
14	1	1:37.705	27.589	34.777	35.339	198.5	30:52.157								
15	1	1:36.479	26.711	34.620	35.148	202.2	32:28.636								
16	1	1:38.065	26.938	35.436	35.691	201.9	34:06.701								
17	1	1:38.349	27.496	34.650	36.203	194.6	35:45.050								
60 Ford Capri RS 3100 Cologne 1974 1.Armand MILLE TC2															
1	1	2:43.654	1:29.929	37.548	36.177	103.5	2:43.654								
2	1	1:44.615	29.403	38.800	36.412	174.5	4:28.269								
3	1	1:35.166	28.208	33.818	33.140	153.0	6:03.435								
4	1	1:29.229	25.585	32.205	31.439	173.1	7:32.664								
5	1	1:26.748	24.053	31.704	30.991	213.0	8:59.412								
6	1	1:26.645	23.876	31.583	31.186	219.5	10:26.057								
7	1	1:27.262	24.581	31.365	31.316	223.1	11:53.319								
8	1	1:28.775	25.434	31.744	31.597	197.1	13:22.094								
9	1	1:26.468	23.832	31.336	31.300	227.4	14:48.562								
10	1	3:16.955 B	25.464	32.288	2:19.203	201.9	18:05.517								
11	1	1:37.566	31.894	34.302	31.703	149.0	19:43.083								
12	1	10:13.806 B	29.358	34.338	9:10.110	204.9	29:56.889								
13	1	1:33.350	29.772	32.328	31.250	152.8	31:30.239								
64 Ford Escort I RS 1600 1975 1.Hervé ORDIONI TC2															
1	1	2:56.485	1:37.352	39.378	39.755	113.0	2:56.485								
2	1	1:45.278	29.433	38.550	37.295	176.5	4:41.763								
3	1	1:46.206	29.917	39.454	36.835	186.9	6:27.969								
4	1	1:41.995	27.863	36.646	37.486	197.1	8:09.964								
5	1	4:52.369 B	30.805	39.053	3:42.511	172.8	13:02.333								
6	1	1:50.382	35.748	37.296	37.338	122.6	14:52.715								
7	1	1:43.574	29.595	36.923	37.056	181.8	16:36.289								
8	1	1:40.942	28.626	36.012	36.304	189.1	18:17.231								
9	1	1:42.737	29.272	36.090	37.375	198.9	19:59.968								
10	1	5:43.860 B	38.016	44.622	4:21.222	135.3	25:43.828								
11	1	1:54.453	38.868	38.102	37.483	115.0	27:38.281								
12	1	1:41.184	28.552	36.001	36.631	192.2	29:19.465								
13	1	1:41.430	28.268	35.914	37.248	200.7	31:00.895								
14	1	1:41.173	28.703	35.855	36.615	195.3	32:42.068								
15	1	1:40.901	28.341	35.799	36.761	200.4	34:22.969								
16	1	3:50.660 B	28.430	36.701	2:45.529	187.8	38:13.629								
71 Ford Capri RS 2600 1971 1.Norbert SCHMITZ-KOEP TC2 2.Juergen WESTPHAL															
1	1	2:36.235	1:08.989	44.296	42.950	101.5	2:36.235								
2	1	2:00.174	33.626	42.415	44.133	158.6	4:36.409								
3	1	1:58.813	34.958	42.428	41.427	159.5	6:35.222								
4	1	1:54.884	32.683	41.064	41.137	175.9	8:30.106								
5	1	1:53.852	33.100	40.404	40.348	155.4	10:23.958								
6	1	4:42.442 B	34.044	41.712	3:26.686	157.4	15:06.400								
7	2	2:02.500	40.792	41.674	39.584	111.0	17:08.450								
8	2	1:48.990	31.758	38.459	38.773	183.1	18:57.440								
9	2	1:51.662	32.291	39.077	40.294	156.7	20:49.102								
74 BMW 3.0 CSL 1975 1.Michael KAMMERMANN TC2 2.Sebastian GLASER															
1	1	2:04.018	49.104	36.437	38.477	105.4	2:04.018								
2	1	1:34.744	27.746	34.857	32.141	178.8	3:38.762								
3	1	1:28.903	26.066	31.986	30.851	215.6	5:07.665								
4	1	1:26.385	23.868	31.339	31.178	234.8	6:34.050								
5	1	1:25.706	24.042	31.359	30.305	221.3	7:59.756								
6	1	1:28.403	25.549	32.041	30.813	205.3	9:28.159								
7	1	5:33.205 B	23.997	32.068	4:37.140	210.9	15:01.364								
8	2	1:37.292	34.281	31.877	31.134	134.2	16:38.656								
9	2	1:29.267	24.962	33.356	30.949	200.7	18:07.923								
10	2	1:27.745	25.138	31.648	30.959	207.3	19:35.668								
11	2	5:04.332 B	29.360	35.268	3:59.704	171.2	24:40.000								
12	2	1:43.095	39.789	31.857	31.449	105.3	26:23.095								
13	2	1:26.445	24.396	31.179	30.870	212.2	27:49.540								
14	2	1:27.288	24.708	31.471	31.109	202.2	29:16.828								
15	2	1:26.499	24.609	31.066	30.824	213.4	30:43.327								
16	2	1:26.639	24.386	31.432	30.821	210.5	32:09.966								
75 BMW 3.0 CSL 1974 1.Eric MESTDAGH TC2															



HERITAGE TOURING CUP
GRAND PRIX DE L'AGE D'OR
QUALIFYING

Sector Analysis

Personal Best Session Best B Crossing the finish line in pit lane

Lap	D	Time	Sector 1	Sector 2	Sector 3	T. Spd	Elapsed	Lap	D	Time	Sector 1	Sector 2	Sector 3	T. Spd	Elapsed
1	1	2:26.391	1:10.656	38.163	37.572	99.5	2:26.391	8	1	1:41.038	33.015	34.250	33.773	143.6	16:14.224
2	1	1:34.667	26.922	33.951	33.794	201.9	4:01.058	9	1	1:33.653	25.984	33.522	34.147	219.5	17:47.877
3	1	1:32.930	25.660	34.008	33.262	219.1	5:33.988	10	1	1:34.349	26.123	34.312	33.914	202.6	19:22.226
4	1	1:32.765	25.421	33.777	33.567	221.3	7:06.753	11	1	6:03.418 B	34.270	39.875	4:49.273	134.7	25:25.644
5	1	3:33.826 B	27.222	35.121	2:31.483	217.3	10:40.579	12	1	1:44.135	34.863	35.286	33.986	127.1	27:09.779
6	1	1:42.743	34.357	34.231	34.155	121.6	12:23.322	13	1	1:33.467	26.076	33.503	33.888	205.7	28:43.246
7	1	1:33.527	25.875	33.892	33.760	220.0	13:56.849	14	1	1:33.580	26.185	33.536	33.859	200.7	30:16.826
8	1	1:32.646	25.636	33.664	33.346	223.6	15:29.495	15	1	1:33.689	25.681	33.733	34.275	211.8	31:50.515
9	1	1:33.043	25.657	33.529	33.857	224.1	17:02.538	16	1	1:33.194	25.949	33.339	33.906	204.2	33:23.709
10	1	1:33.602	26.020	33.812	33.770	220.9	18:36.140	17	1	1:34.299	26.141	33.571	34.587	196.4	34:58.008

81 Jaguar XJS Serie 1 1981
1. Tony FOUAN Group A

1	1	2:46.643	1:25.653	41.562	39.428	97.6	2:46.643
2	1	1:46.667	32.839	36.658	37.170	166.9	4:33.310
3	1	1:42.783	29.880	36.853	36.050	173.4	6:16.093
4	1	1:41.373	29.121	35.782	36.470	171.2	7:57.466
5	1	1:41.226	29.177	35.778	36.271	183.7	9:38.692
6	1	1:41.676	29.567	36.201	35.908	177.9	11:20.368
7	1	1:40.169	28.588	35.783	35.798	192.5	13:00.537
8	1	1:42.083	28.140	37.101	36.842	193.5	14:42.620
9	1	1:42.495	28.527	36.757	37.211	175.3	16:25.115
10	1	1:40.948	28.348	36.788	35.812	188.5	18:06.063
11	1	2:32.131	28.373	37.127	1:26.631	193.9	20:38.194

88 BMW 3.0 CSL 1975
1. Philippe SCEMAMA TC2

1	1	2:16.286	1:00.149	40.892	35.245	109.6	2:16.286
2	1	1:32.925	26.961	33.571	32.393	186.5	3:49.211
3	1	1:29.324	24.668	32.322	32.334	218.2	5:18.535
4	1	1:29.773	25.174	32.508	32.091	212.2	6:48.308
5	1	1:29.583	25.434	32.693	31.456	194.9	8:17.891
6	1	4:37.831 B	24.843	33.638	3:39.350	214.3	12:55.722
7	1	1:39.468	34.622	33.113	31.733	138.6	14:35.190
8	1	1:30.986	25.302	32.780	32.904	196.4	16:06.176
9	1	1:28.984	24.886	32.404	31.694	210.9	17:35.160
10	1	1:31.474	26.519	33.188	31.767	212.6	19:06.634
11	1	10:17.279 B	27.167	34.040	9:16.072	178.8	29:23.913
12	1	1:45.494	35.440	36.227	33.827	129.5	31:09.407
13	1	1:29.888	25.364	32.332	32.192	206.9	32:39.295
14	1	1:28.807	24.815	32.168	31.824	211.8	34:08.102
15	1	1:28.653	24.663	31.991	31.999	211.8	35:36.755
16	1	2:34.050 B	24.887	31.972	1:37.191	212.2	38:10.805
17	1	1:38.455	31.043	33.735	33.677	147.7	39:49.260
18	1	1:30.559	26.117	32.373	32.069	193.9	41:19.819
19	1	1:28.772	25.134	32.051	31.587	212.6	42:48.591
20	1	1:30.959	26.313	32.377	32.269	211.4	44:19.550

89 Ford Escort RS 1600 1975
1. Franco MEINERS TC2

1	1	2:16.643	1:01.235	39.182	36.226	104.3	2:16.643
2	1	1:37.577	27.800	35.435	34.342	179.1	3:54.220
3	1	1:34.603	26.299	34.103	34.201	204.9	5:28.823
4	1	1:34.490	26.329	33.682	34.479	209.7	7:03.313
5	1	1:33.985	26.415	33.566	34.004	214.3	8:37.298
6	1	1:33.748	26.484	33.726	33.538	216.0	10:11.046
7	1	4:22.140 B	27.620	34.798	3:19.722	197.4	14:33.186

93 BMW 3.0 CSL 1975
1. Simon ALEXANDER TC2

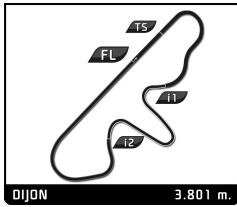
1	1	2:30.292	1:14.630	38.305	37.357	108.0	2:30.292
2	1	1:38.852	29.035	34.912	34.905	172.5	4:09.144
3	1	1:36.785	26.796	34.257	35.732	194.6	5:45.929
4	1	1:35.142	26.994	33.653	34.495	189.8	7:21.071
5	1	1:35.084	26.301	33.752	35.031	200.0	8:56.155
6	1	1:36.844	26.439	35.507	34.898	197.8	10:32.999
7	1	5:13.257 B	27.978	35.437	4:09.842	185.2	15:46.256
8	1	1:47.223	35.188	35.979	36.056	123.1	17:33.479
9	1	1:37.759	27.931	35.159	34.669	190.5	19:11.238
10	1	1:46.550	29.718	38.477	38.355	162.4	20:57.788
11	1	4:38.214 B	36.880	44.701	3:16.633	123.7	25:36.002
12	1	1:47.390	36.173	36.153	35.064	117.5	27:23.392
13	1	1:33.512	26.090	33.739	33.683	208.9	28:56.904
14	1	1:36.228	26.637	35.268	34.323	198.2	30:33.132
15	1	1:34.974	27.510	33.303	34.161	188.5	32:08.106
16	1	1:36.660	27.082	34.768	34.810	183.1	33:44.766
17	1	1:37.051	28.163	33.939	34.949	170.9	35:21.817
18	1	1:35.160	26.876	33.767	34.517	188.8	36:56.977
19	1	1:35.258	26.605	33.342	35.311	189.1	38:32.235
20	1	1:41.430	26.998	35.171	39.261	176.8	40:13.665

100 Ford Escort I RS 1600 1975
1. Didier GRUAU TC2

1	1	2:56.455	1:39.897	39.069	37.489	120.1	2:56.455
2	1	1:37.722	28.334	34.627	34.761	177.3	4:34.177
3	1	1:33.726	27.360	33.141	33.225	179.1	6:07.903
4	1	1:34.670	26.346	34.196	34.128	193.5	7:42.573
5	1	1:31.959	25.719	32.631	33.609	222.2	9:14.532
6	1	1:31.594	25.419	32.711	33.464	220.4	10:46.126
7	1	1:33.416	26.293	32.921	34.202	204.5	12:19.542
8	1	1:32.071	25.608	32.740	33.723	217.3	13:51.613
9	1	1:31.624	25.450	32.402	33.772	217.7	15:23.237

117 Ford Escort RS 1600 1975
1. Alain PAGES TC2

1	1	2:42.067	1:21.876	41.203	38.988	97.3	2:42.067
2	1	1:44.502	30.455	37.563	36.484	163.9	4:26.569
3	1	1:37.648	28.016	34.485	35.147	196.0	6:04.217
4	1	1:39.007	27.797	35.681	35.529	183.1	7:43.224
5	1	1:34.884	26.263	34.212	34.409	219.5	9:18.108
6	1	1:41.469	28.993	36.618	35.858	201.9	10:59.577
7	1	1:36.716	27.852	34.319	34.545	190.5	12:36.293
8	1	3:43.358 B	30.051	40.471	2:32.836	172.5	16:19.651
9	1	1:50.778	38.509	37.030	35.239	101.6	18:10.429



HERITAGE TOURING CUP
GRAND PRIX DE L'AGE D'OR
QUALIFYING

Sector Analysis

Personal Best Session Best B Crossing the finish line in pit lane

Lap	D	Time	Sector 1	Sector 2	Sector 3	T. Spd	Elapsed	Lap	D	Time	Sector 1	Sector 2	Sector 3	T. Spd	Elapsed	
10	1	1:33.701	26.352	33.883	33.466	199.6	19:44.130	9	2	1:38.638	27.593	34.743	36.302	191.8	18:53.365	
11	1	6:37.233	B	35.564	43.641	5:18.028	157.7	26:21.363	10	2	1:42.802	28.428	34.675	39.699	179.7	20:36.167
12	1	1:48.298	38.751	35.057	34.490	105.9	28:09.661	11	2	8:51.339	B	31.924	40.742	7:38.673	189.1	29:27.506
13	1	1:37.891	28.185	34.701	35.005	196.7	29:47.552	12	1	1:59.674	39.786	38.785	41.103	118.0	31:27.180	
14	1	1:33.419	26.321	33.308	33.790	193.9	31:20.971	13	1	1:46.697	29.689	37.605	39.403	186.2	33:13.877	
15	1	1:33.778	26.400	33.260	34.118	198.5	32:54.749	14	1	1:47.083	29.535	37.154	40.394	182.4	35:00.960	
16	1	1:49.078	28.708	41.151	39.219	188.5	34:43.827	15	1	1:48.535	30.697	38.432	39.406	178.2	36:49.495	
								16	1	1:44.630	28.951	36.508	39.171	168.5	38:34.125	

143 Ford Escort II RS 2000 1981
1. Malivai CASTELLI TC1
2. Fabrice TEYSSIER

1	1	3:26.399	2:06.816	40.992	38.591	98.3	3:26.399	
2	1	1:41.413	27.648	35.681	38.084	188.5	5:07.812	
3	1	1:41.784	27.699	36.195	37.890	190.5	6:49.596	
4	1	4:09.798	B	33.196	36.979	2:59.623	170.1	10:59.394
5	2	2:00.721	40.815	40.161	39.745	98.3	13:00.115	
6	2	1:46.575	30.185	37.708	38.682	174.8	14:46.690	
7	2	1:45.381	29.117	37.448	38.816	189.1	16:32.071	
8	2	1:45.228	28.974	37.651	38.603	190.8	18:17.299	
9	2	1:45.881	29.817	37.569	38.495	190.5	20:03.180	
10	2	6:01.485	B	35.452	44.873	4:41.160	140.1	26:04.665
11	2	2:02.062	42.523	39.359	40.180	90.8	28:06.727	
12	2	1:51.948	30.860	39.287	41.801	178.2	29:58.675	

150 BMW 635 Csi 1983
1. Jeanne MILLE Group A

1	1	2:58.592	1:36.801	41.752	40.039	82.4	2:58.592	
2	1	1:53.287	32.788	41.304	39.195	151.3	4:51.879	
3	1	1:49.243	31.156	39.732	38.355	169.5	6:41.122	
4	1	1:50.557	31.124	39.738	39.695	156.3	8:31.679	
5	1	1:52.135	32.427	40.475	39.233	169.5	10:23.814	
6	1	1:47.062	30.825	37.905	38.332	175.3	12:10.876	
7	1	1:45.595	29.398	37.659	38.538	183.7	13:56.471	
8	1	1:47.137	30.155	38.717	38.265	188.2	15:43.608	
9	1	1:46.066	30.735	37.127	38.204	174.8	17:29.674	
10	1	3:40.587	B	31.843	39.801	2:28.943	180.6	21:10.261
11	1	5:30.209	4:13.225	38.941	38.043	100.4	26:40.470	
12	1	1:42.570	29.150	36.771	36.649	185.9	28:23.040	
13	1	1:42.129	29.094	36.188	36.847	201.5	30:05.169	
14	1	1:48.129	28.439	39.689	40.001	201.1	31:53.298	
15	1	1:50.031	33.441	38.180	38.410	182.1	33:43.329	
16	1	1:46.121	29.522	38.048	38.551	186.2	35:29.450	
17	1	1:47.404	29.933	39.065	38.406	181.8	37:16.854	
18	1	1:48.072	29.807	38.617	39.648	183.4	39:04.926	
19	1	1:51.137	30.615	40.714	39.808	170.1	40:56.063	
20	1	1:48.098	30.725	38.857	38.516	177.6	42:44.161	
21	1	1:50.402	31.708	39.166	39.528	168.0	44:34.563	

155 Alfa Romeo Giulia Sprint GTA 1969
1. Daniel HAGER TC2
2. Peter PRALLER

1	1	2:29.947	1:06.491	42.200	41.256	104.1	2:29.947	
2	1	1:49.140	30.236	38.205	40.699	173.9	4:19.087	
3	1	1:47.713	29.510	38.024	40.179	183.1	6:06.800	
4	1	1:47.667	30.587	37.930	39.150	179.7	7:54.467	
5	1	2:13.765	30.316	1:02.378	41.071	178.8	10:08.232	
6	1	1:47.991	30.343	38.473	39.175	175.0	11:56.223	
7	1	3:22.701	B	29.540	37.545	2:15.616	173.9	15:18.924
8	2	1:55.803	41.685	36.175	37.943	95.6	17:14.727	

175 BMW Serie 5 E12 530i 1977
1. Patrick BOURGUIGNON TC1
2. Jorge VARGAS CLEMENT

1	1	3:28.443	2:03.683	43.180	41.580	89.9	3:28.443	
2	1	1:51.302	30.915	41.335	39.052	167.4	5:19.745	
3	1	1:45.306	29.277	38.110	37.919	172.5	7:05.051	
4	1	1:43.819	28.847	37.483	37.489	191.8	8:48.870	
5	1	1:43.403	28.478	37.319	37.606	189.5	10:32.273	
6	1	3:54.870	B	29.889	38.458	2:46.523	186.9	14:27.143
7	2	1:58.668	39.202	38.870	40.596	98.3	16:25.811	
8	2	1:49.617	31.082	40.295	38.240	172.2	18:15.428	
9	2	1:48.929	32.107	38.550	38.272	176.5	20:04.357	
10	2	5:11.886	B	34.747	46.976	3:50.163	145.2	25:16.243
11	2	1:55.118	37.982	38.189	38.947	124.0	27:11.361	
12	2	1:45.103	29.582	36.990	38.531	178.5	28:56.464	
13	2	1:44.737	29.897	36.773	38.067	173.4	30:41.201	
14	2	1:44.837	29.830	37.137	37.870	186.5	32:26.038	
15	2	1:44.062	28.931	37.389	37.742	189.8	34:10.100	
16	2	1:44.893	28.859	37.784	38.250	188.5	35:54.993	
17	2	1:47.469	30.243	38.261	38.965	173.6	37:42.462	
18	2	1:46.695	29.828	36.745	40.122	192.9	39:29.157	
19	2	1:55.717	30.901	40.652	44.164	172.0	41:24.874	
20	2	1:46.082	29.911	37.184	38.987	188.2	43:10.956	
21	2	1:46.924	30.385	37.274	39.265	190.8	44:57.880	

177 Chevrolet Camaro II 1974
1. Eric BROUTIN TC2
2. Benjamin de FORTIS

1	1	3:05.956	1:53.375	38.031	34.550	116.6	3:05.956
2	1	1:37.820	27.318	37.544	32.958	184.6	4:43.776
3	1	1:37.503	28.329	35.938	33.236	195.7	6:21.279
4	1	1:31.949	26.057	33.726	32.166	190.5	7:53.228
5	1	1:29.970	25.931	32.625	31.414	198.9	9:23.198
6	1	1:29.462	25.171	32.541	31.750	212.2	10:52.660
7	1	1:29.916	25.891	32.581	31.444	194.9	12:22.576
8	1	1:30.280	25.459	32.211	32.610	208.1	13:52.856
9	1	1:30.065	25.496	32.420	32.149	209.3	15:22.921

228 Alfa Romeo 2000 GTAm 1971
1. Christophe BARTHE TC2

1	1	2:29.706	57.765	44.919	47.022	94.0	2:29.706	
2	1	2:04.918	38.020	42.073	44.825	128.3	4:34.624	
3	1	4:52.355	B	35.706	42.585	3:34.064	139.5	9:26.979
4	1	2:08.099	41.578	42.099	44.422	99.4	11:35.078	
5	1	1:58.711	34.924	40.474	43.313	141.4	13:33.789	
6	1	1:55.605	33.144	39.839	42.622	146.5	15:29.394	
7	1	1:54.442	32.629	39.388	42.425	151.9	17:23.836	