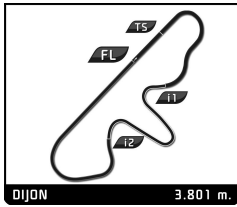


HERITAGE TOURING CUP  
GRAND PRIX DE L'AGE D'OR  
PRIVATE PRACTICE

Sector Analysis

Personal Best Session Best B Crossing the finish line in pit lane

Lap	D	Time	Sector 1	Sector 2	Sector 3	T. Spd	Elapsed	Lap	D	Time	Sector 1	Sector 2	Sector 3	T. Spd	Elapsed	
<b>2</b>		BMW 2002 02 Series 1971 1. Michel WELTER						TC2								
1	1	2:34.231	1:08.726	43.604	41.901	95.6	2:34.231	10	1	1:43.130	33.714	34.679	34.737	131.7	22:46.473	
2	1	1:51.320	32.396	40.222	38.702	142.3	4:25.551	11	1	<b>1:35.237</b>	26.437	34.423	34.377	198.5	24:21.710	
3	1	1:43.734	28.518	37.372	37.844	176.8	6:09.285	12	1	1:38.881	26.920	34.836	37.125	177.9	26:00.591	
4	1	1:49.009	29.559	39.532	39.918	172.8	7:58.294									
5	1	1:53.355	32.970	43.090	37.295	191.8	9:51.649									
6	1	1:41.650	27.923	36.577	37.150	194.2	11:33.299									
7	1	2:53.817 <b>B</b>	31.113	40.880	1:41.824	169.0	14:27.116									
8	1	1:51.777	36.340	37.601	37.836	125.4	16:18.893									
9	1	1:42.576	27.608	37.893	37.075	195.7	18:01.469									
10	1	1:40.404	27.587	35.900	36.917	196.7	19:41.873									
11	1	1:41.515	27.704	36.297	37.514	197.4	21:23.388									
12	1	1:40.431	27.588	36.009	36.834	196.4	23:03.819									
13	1	1:40.778	27.912	35.836	37.030	195.3	24:44.597									
14	1	<b>1:40.212</b>	<b>27.795</b>	<b>35.585</b>	<b>36.832</b>	196.0	26:24.809									
15	1	1:41.873	<b>27.281</b>	37.714	36.878	197.8	28:06.682									
16	1	1:40.780	27.841	36.039	36.900	196.7	29:47.462									
17	1	1:43.849	29.102	37.121	37.626	194.6	31:31.311									
<b>5</b>		Ford Capri RS 2600 1973 1. Alain VÖGELE						TC2								
1	1	2:43.622	1:16.309	43.058	44.255	104.5	2:43.622									
2	1	1:46.559	32.689	37.192	36.678	140.8	4:30.181									
3	1	<b>1:39.535</b>	<b>27.883</b>	<b>36.747</b>	<b>34.905</b>	188.2	6:09.716									
<b>6</b>		BMW 635 Csi 1983 1. Jean-Lou RIHON 2. Nick PADMORE						Group A								
1	1	2:13.228	56.740	39.186	37.302	110.8	2:13.228									
2	1	1:37.511	27.960	34.872	34.679	185.2	3:50.739									
3	1	1:36.922	27.329	34.762	34.831	194.6	5:27.661									
4	1	1:36.363	26.823	34.308	35.232	199.6	7:04.024									
5	1	1:36.219	26.509	34.108	35.602	208.9	8:40.243									
6	1	1:36.028	26.817	34.613	34.598	210.1	10:16.271									
7	1	1:37.712	26.591	35.654	35.467	206.5	11:53.983									
8	1	1:35.252	26.909	<b>33.990</b>	34.353	212.2	13:29.235									
9	1	1:37.420	26.580	36.537	<b>34.303</b>	198.2	15:06.655									
10	1	1:35.965	<b>26.337</b>	35.309	34.319	210.5	16:42.620									
11	1	6:16.477 <b>B</b>	27.571	35.246	5:13.660	204.5	22:59.097									
12	1	1:45.962	34.955	35.960	35.047	128.4	24:45.059									
13	1	<b>1:35.105</b>	26.464	34.203	34.438	208.1	26:20.164									
14	1	1:35.331	26.356	34.418	34.557	206.5	27:55.495									
15	1	1:38.557	27.683	36.121	34.753	205.7	29:34.052									
16	1	1:39.328	28.034	34.674	36.620	206.1	31:13.380									
<b>7</b>		Ford Capri RS 2600 1975 1. Carlo VÖGELE						TC2								
1	1	2:50.098	1:20.565	44.378	45.155	98.3	2:50.098									
2	1	1:52.310	33.742	40.205	38.363	136.7	4:42.408									
3	1	1:45.005	31.973	36.774	36.258	147.5	6:27.413									
4	1	4:15.010 <b>B</b>	28.548	40.334	3:06.128	169.0	10:42.423									
5	1	1:50.905	38.360	37.257	35.288	109.4	12:33.328									
6	1	1:37.651	28.108	34.823	34.720	166.9	14:10.979									
7	1	1:36.388	26.718	35.115	34.555	195.7	15:47.367									
8	1	1:36.115	27.450	34.345	<b>34.320</b>	183.1	17:23.482									
9	1	3:39.861 <b>B</b>	<b>26.428</b>	<b>34.121</b>	2:39.312	201.5	21:03.343									
<b>9</b>		Ford Capri RS 2600 1973 1. Thomas STUDER						TC2								
1	1	2:51.850	1:24.168	42.954	44.728	103.8	2:51.850									
2	1	1:57.356	33.106	42.672	41.578	139.0	4:49.206									
3	1	1:41.398	30.685	35.811	34.902	151.5	6:30.604									
4	1	4:07.678 <b>B</b>	27.375	41.980	2:58.323	177.0	10:38.282									
5	1	1:50.654	38.636	35.416	36.602	118.7	12:28.936									
6	1	1:35.812	26.754	34.651	34.407	206.9	14:04.748									
7	1	1:37.743	27.406	34.777	35.560	194.2	15:42.491									
8	1	1:36.425	26.722	34.843	34.860	192.2	17:18.916									
9	1	1:36.880	<b>26.369</b>	34.619	35.892	204.2	18:55.796									
10	1	1:37.124	26.657	34.990	35.477	196.0	20:32.920									
11	1	3:33.414 <b>B</b>	26.738	34.807	2:31.869	200.7	24:06.334									
12	1	1:47.129	34.089	37.613	35.427	135.0	25:53.463									
13	1	1:44.714	26.909	39.604	38.201	203.0	27:38.177									
14	1	1:36.784	27.344	34.322	35.118	195.3	29:14.961									
15	1	<b>1:35.300</b>	26.747	<b>34.193</b>	<b>34.360</b>	197.8	30:50.261									
<b>11</b>		BMW 3.0 CSL 1972 1. Charles FIRMENICH						TC2								
1	1	2:33.560	1:12.025	41.759	39.776	97.0	2:33.560									
2	1	1:40.974	29.716	35.889	35.369	172.8	4:14.534									
3	1	1:37.797	26.648	35.126	36.023	203.8	5:52.331									
4	1	3:06.372 <b>B</b>	26.798	35.104	2:04.470	199.6	8:58.703									
5	1	1:47.257	37.538	34.543	35.176	124.3	10:45.960									
6	1	1:38.578	27.018	36.418	35.142	190.8	12:24.538									
7	1	1:36.044	<b>26.374</b>	34.586	35.084	214.3	14:00.582									
8	1	1:36.218	26.599	34.824	34.795	213.0	15:36.800									
9	1	<b>1:35.156</b>	26.460	<b>34.054</b>	<b>34.642</b>	212.2	17:11.956									
<b>14</b>		Ford Capri RS 2600 1972 1. Yves VÖGELE						TC2								
1	1	2:45.035	1:15.139	46.065	43.831	92.6	2:45.035									
2	1	1:48.999	32.633	39.191	37.175	154.9	4:34.034									
3	1	2:50.248 <b>B</b>	30.045	37.233	1:42.970	171.7	7:24.282									
4	1	1:47.151	36.060	36.525	34.566	137.8	9:11.433									
5	1	1:36.372	26.841	34.984	34.547	207.3	10:47.805									
6	1	1:41.672	29.792	36.908	34.972	154.3	12:29.477									
7	1	1:36.402	26.888	35.044	34.470	200.4	14:05.879									
8	1	1:37.733	27.309	36.249	34.175	204.2	15:43.612									
9	1	<b>1:35.723</b>	<b>26.508</b>	35.152	<b>34.063</b>	199.6	17:19.335									
10	1	1:38.451	27.189	<b>34.957</b>	36.305	191.8	18:57.786									
<b>19</b>		Ford Escort I RS 1600 1975 1. Jean-Luc BLANCHEMAIN						TC2								
1	1	3:39.421	2:17.756	42.356	39.309	105.2	3:39.421									
2	1	1:38.653	28.913	34.976	34.764	169.3	5:18.074									
3	1	1:37.257	27.348	34.200	35.709	188.8	6:55.331									
4	1	1:35.389	26.727	34.091	34.571	206.5	8:30.720									
5	1	1:35.736	26.537	34.873	34.326	210.9	10:06.456									
6	1	1:35.825	<b>26.433</b>	35.150	34.242	216.4	11:42.281									
7	1	1:38.069	26.910	35.374	35.785	186.9	13:20.350									
8	1	1:36.509	27.167	34.594	34.748	217.3	14:56.859									



HERITAGE TOURING CUP  
GRAND PRIX DE L'AGE D'OR  
PRIVATE PRACTICE

Sector Analysis

Personal Best Session Best B Crossing the finish line in pit lane

Lap	D	Time	Sector 1	Sector 2	Sector 3	T. Spd	Elapsed	Lap	D	Time	Sector 1	Sector 2	Sector 3	T. Spd	Elapsed
9	1	1:35.910	26.877	34.534	34.499	200.7	16:32.769	10	1	1:31.802	25.651	33.519	32.632	228.3	21:28.578
10	1	1:35.325	27.106	34.086	34.133	197.4	18:08.094	11	1	4:55.419 B	25.621	33.553	3:56.245	214.3	26:23.997
11	1	4:30.298 B	28.119	34.463	3:27.716	182.4	22:38.392	12	1	1:41.116	33.839	33.922	33.355	114.6	28:05.113
12	1	1:45.530	36.821	34.789	33.920	119.7	24:23.922	13	1	1:32.974	26.287	33.991	32.696	206.9	29:38.087
								14	1	1:35.353	26.763	34.367	34.223	215.6	31:13.440

**22** BMW 3.0 CSL 1975  
1.Emile BREITMAYER TC2

1	1	5:31.853	4:16.035	40.407	35.411	122.7	5:31.853
2	1	1:38.492	30.387	34.884	33.221	212.6	7:10.345
3	1	1:29.823	25.116	32.576	32.131	214.7	8:40.168
4	1	1:28.382	24.614	31.945	31.823	222.2	10:08.550
5	1	1:28.839	24.630	32.700	31.509	231.8	11:37.389
6	1	1:30.274	26.156	32.575	31.543	227.8	13:07.663
7	1	1:28.886	24.354	33.008	31.524	225.5	14:36.549
8	1	1:29.058	25.143	32.219	31.696	231.3	16:05.607
9	1	1:27.265	24.203	31.661	31.401	237.4	17:32.872
10	1	1:26.984	24.111	31.685	31.188	234.3	18:59.856
11	1	3:21.642 B	26.270	34.637	2:20.735	204.2	22:21.498
12	1	1:48.372	40.044	36.150	32.178	131.5	24:09.870
13	1	1:28.792	24.761	32.288	31.743	220.9	25:38.662
14	1	1:27.304	24.323	31.523	31.458	230.8	27:05.966
15	1	1:26.674	24.017	31.394	31.263	233.8	28:32.640
16	1	1:27.558	24.261	31.918	31.379	240.0	30:00.198

**23** BMW 3.5 CSL 1975  
1.Davide RODA TC2

1	1	3:27.807	2:06.114	41.873	39.820	91.1	3:27.807
2	1	1:37.725	28.578	35.903	33.244	177.3	5:05.532
3	1	1:33.824	25.478	34.336	34.010	222.2	6:39.356

**31** Ford Escort RS 1600 1972  
1.Wolf ZWEIFLER TC2

1	1	3:45.596	2:04.644	49.877	51.075	93.1	3:45.596
2	1	2:09.958	38.118	45.610	46.230	136.5	5:55.554
3	1	2:29.679 B	35.304	42.969	3:11.406	154.1	10:25.233
4	1	2:06.550	42.043	41.966	42.541	102.3	12:31.783
5	1	1:59.409	34.462		156.1	14:31.192	
6	1	1:58.603	33.268	42.338	42.997	164.1	16:29.795
7	1	1:53.728	33.081	39.678	40.969	149.6	18:23.523
8	1	1:52.273	30.734	40.193	41.346	187.8	20:15.796
9	1	1:54.913	32.851	41.711	40.351	141.9	22:10.709
10	1	1:48.460	30.444	39.055	38.961	184.9	23:59.169
11	1	1:50.094	31.607	39.569	38.918		25:49.263
12	1	1:47.550	30.229	39.408	37.913	162.9	27:36.813
13	1	1:49.275	30.949	39.282	39.044		29:26.088

**34** BMW 3.0 CSL 1973  
1.Olivier BREITMAYER TC2

1	1	5:36.364	4:23.149	37.811	35.404	115.0	5:36.364
2	1	1:36.274	27.178	34.407	34.689	199.3	7:12.638
3	1	1:32.930	25.828	33.265	33.837	203.8	8:45.568
4	1	1:31.803	25.825	33.234	32.744	219.5	10:17.371
5	1	3:11.518 B	25.896	35.547	2:10.075	217.3	13:28.889
6	1	1:46.139	35.501	34.561	36.077	132.0	15:15.028
7	1	1:35.272	27.784	34.713	32.775	226.4	16:50.300
8	1	1:33.001	26.066	33.793	33.142	196.4	18:23.301
9	1	1:33.475	26.121	34.034	33.320	210.1	19:56.776

**35** BMW 635 CSI 1985  
1.Christian TRABER  
2.Nicolas TRABER Group A

1	2	2:57.107	1:26.263	44.436	46.408	109.4	2:57.107
2	2	2:01.088	38.561	39.865	42.662	126.2	4:58.195
3	2	1:57.599	36.653	42.100	38.846	119.2	6:55.794
4	2	1:37.698	28.192	35.601	33.905	181.8	8:33.492
5	2	1:37.495	27.460	34.708	35.327	184.9	10:10.987
6	2	1:38.041	27.241	35.535	35.265	191.5	11:49.028
7	2	1:38.231	26.798	35.689	35.744	214.7	13:27.259
8	2	3:25.796 B	27.610	34.812	2:23.374	170.9	16:53.055
9	1	1:49.862	37.484	37.527	34.851	114.3	18:42.917
10	1	1:36.979	26.817	34.967	35.195	200.7	20:19.896
11	1	1:40.719	28.839	36.794	35.086	192.5	22:00.615
12	1	1:36.082	26.502	35.361	34.219	215.1	23:36.697
13	1	1:41.947	27.968	36.747	37.232	188.5	25:18.644
14	1	1:35.030	26.365	34.497	34.168	208.9	26:53.674

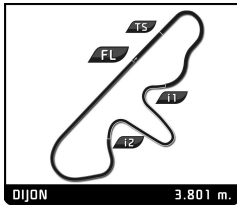
**44** BMW 2002 TI 1970  
1.Katrin BEHRENS TC2

1	1	4:15.733	2:52.440	40.679	42.614	120.9	4:15.733
2	1	1:47.510	30.829	39.404	37.277	169.5	6:03.243
3	1	1:45.027	28.930	39.002	37.095	188.8	7:48.270
4	1	1:43.590	29.369	36.263	37.958	182.1	9:31.860
5	1	1:41.445	28.223	36.016	37.206	187.8	11:13.305
6	1	1:42.070	28.069	36.725	37.276	186.2	12:55.375
7	1	1:42.994	29.415	36.297	37.282	186.2	14:38.369
8	1	4:15.659 B	29.496	39.417	3:06.746	190.8	18:54.028
9	1	1:47.214	34.280	35.548	37.386	124.9	20:41.242
10	1	1:41.157	28.045	35.765	37.347	179.7	22:22.399
11	1	1:42.481	28.193	35.984	38.304	190.5	24:04.880
12	1	1:45.716	28.407	37.331	39.978	187.8	25:50.596
13	1	1:45.278	29.338	37.847	38.093	184.0	27:35.874
14	1	1:40.352	27.996	35.274	37.082	190.1	29:16.226
15	1	1:41.683	28.495	35.844	37.344	176.8	30:57.909

**45** BMW 2002 TI 1971  
1.Gaby VON OPPENHEIM TC2

1	1	3:02.766	1:44.467	39.449	38.850	103.6	3:02.766
2	1	2:22.299 B	28.961	36.697	1:16.641	193.5	5:25.065
3	1	1:48.818	34.881	37.010	36.927	130.0	7:13.883
4	1	1:39.284	27.491	35.585	36.208	204.9	8:53.167
5	1	1:40.016	27.708	35.955	36.353	198.9	10:33.183
6	1	2:18.189 B	27.799	36.046	1:14.344	187.8	12:51.372
7	1	1:46.417	33.881	36.272	36.264	129.2	14:37.789
8	1	1:41.489	27.543	36.447	37.499	195.3	16:19.278
9	1	1:39.366	27.698	35.482	36.186	189.8	17:58.644
10	1	3:25.572 B	27.610	35.697	2:22.265	197.1	21:24.216
11	1	3:33.505 B	35.975	37.241	2:20.289	112.0	24:57.721

**47** Ford Escort RS 1600 1972  
1.Guy Fabrice MESTROT  
2.Eric SECHAUD TC2



HERITAGE TOURING CUP  
GRAND PRIX DE L'AGE D'OR  
PRIVATE PRACTICE

Sector Analysis

Personal Best Session Best B Crossing the finish line in pit lane

Lap	D	Time	Sector 1	Sector 2	Sector 3	T. Spd	Elapsed	Lap	D	Time	Sector 1	Sector 2	Sector 3	T. Spd	Elapsed
1	2	3:05.999	1:43.997	41.059	40.943	93.6	3:05.999	10	1	1:28.337	24.524	32.507	31.306	225.9	18:58.805
2	2	1:40.405	28.456	34.695	37.254	187.2	4:46.404	11	1	1:29.282	24.828	32.437	32.017	210.1	20:28.087
3	2	1:35.278	27.169	32.943	35.166	208.5	6:21.682	12	1	1:36.188	24.674	36.114	35.400	230.3	22:04.275
4	2	1:33.939	25.360	32.474	36.105	220.0	7:55.621	13	1	1:28.758	24.277	32.812	31.669	231.3	23:33.033
5	2	1:31.356	25.406	32.895	33.055	219.5	9:26.977	14	1	1:27.906	24.788	31.877	31.241	207.7	25:00.939
6	2	3:57.753 B	26.791	35.860	2:55.102	198.9	13:24.730	15	1	1:27.578	24.506	31.810	31.262	222.2	26:28.517
7	1	1:50.729	37.961	35.800	36.968	124.3	15:15.459	16	1	1:30.568	26.333	32.455	31.780	227.4	27:59.085
8	1	1:39.573	27.931	35.493	36.149	188.5	16:55.032	17	1	1:31.594	25.023	34.236	32.335	217.3	29:30.679
9	1	1:42.732	27.460	38.944	36.328	203.0	18:37.764								
10	1	1:39.349	28.068	34.991	36.290	177.9	20:17.113								
11	1	1:40.461	28.549	35.744	36.168	171.2	21:57.574								
12	1	1:38.457	27.499	34.862	36.096	191.8	23:36.031								
13	1	1:37.028	27.812	34.069	35.147	190.8	25:13.059								
14	1	1:37.496	26.904	34.931	35.661	203.8	26:50.555								
15	1	1:37.671	26.896	34.953	35.822	196.4	28:28.226								
16	1	1:37.190	26.875	35.233	35.082	195.3	30:05.416								

**49** BMW 3.0 CSL 1975  
1. Dominique GUENAT TC2

1	1	2:54.552	1:38.332	38.768	37.452	97.5	2:54.552
2	1	1:43.185	30.922	37.623	34.640	151.3	4:37.737
3	1	1:44.431	28.975	38.407	37.049	161.0	6:22.168
4	1	3:40.095 B	26.673	32.863	2:40.559	189.8	10:02.263
5	1	1:39.764	33.560	33.708	32.496	133.2	11:42.027
6	1	1:32.237	25.975	33.676	32.586	190.8	13:14.264
7	1	1:32.387	25.708	32.275	34.404	183.1	14:46.651
8	1	1:33.972	25.417	34.631	33.924	198.2	16:20.623
9	1	4:53.883 B	26.853	34.285	3:52.745	193.2	21:14.506
10	1	1:38.293	32.849	33.081	32.363	130.3	22:52.799
11	1	1:30.750	26.124	32.605	32.021	206.9	24:23.549
12	1	1:31.141	25.457	32.797	32.887	191.2	25:54.690

**50** Ford Capri RS 3100 1975  
1. Maxime GUENAT TC2

1	1	8:00.116 B	5:27.612	41.935	1:50.569	103.2	8:00.116
2	1	1:45.015	36.567	35.212	33.236	138.8	9:45.131
3	1	1:31.562	26.008	33.358	32.196	204.5	11:16.693
4	1	5:48.058 B	25.995	33.741	4:48.322	196.4	17:04.751
5	1	1:46.457	37.355	35.514	33.588	116.5	18:51.208
6	1	1:29.210	25.077	31.791	32.342	203.8	20:20.418

**51** BMW 3.5 CSL 1975  
1. Guillaume MAHE  
2. Yvan MAHE TC2

1	1	14:29.442			31.361		14:29.442
2	1	1:25.822	24.055	31.074	30.693	227.8	15:55.264

**52** Ford Capri RS 3100 Cologne 1973  
1. Yves SCEMAMA TC2

1	1	2:46.047	1:33.518	37.926	34.603	109.1	2:46.047
2	1	1:37.194	28.259	35.202	33.733	176.2	4:23.241
3	1	1:33.568	25.433	35.787	32.348	200.0	5:56.809
4	1	1:29.887	25.300	32.478	32.109	193.2	7:26.696
5	1	1:28.582	24.854	32.337	31.391	198.2	8:55.278
6	1	1:29.919	25.391	32.841	31.687	207.7	10:25.197
7	1	1:28.008	24.472	31.966	31.570	219.1	11:53.205
8	1	4:00.986 B	24.792	33.601	3:02.593	215.1	15:54.191
9	1	1:36.277	32.054	32.453	31.770	136.9	17:30.468

**58** Alfa Romeo 1750 GTAm 1971  
1. Patrick WILWERT TC2

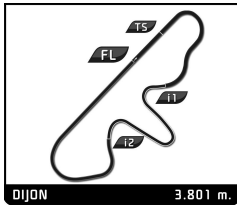
1	1	2:17.030	59.042	39.133	38.855	111.6	2:17.030
2	1	1:41.772	28.662	36.429	36.681	188.8	3:58.802
3	1	1:41.777	28.356	37.039	36.382	183.4	5:40.579
4	1	1:39.592	27.771	35.442	36.379	192.2	7:20.171
5	1	1:40.976	27.932	35.637	37.407	186.5	9:01.147
6	1	1:40.330	27.802	35.716	36.812	198.5	10:41.477
7	1	1:40.272	27.706	36.359	36.207	200.0	12:21.749
8	1	1:39.952	27.413	35.859	36.680	199.6	14:01.701
9	1	1:38.993	27.371	35.541	36.081	198.5	15:40.694
10	1	2:44.072 B	27.888	37.691	1:38.493	183.4	18:24.766
11	1	1:46.375	33.382	36.074	36.919	133.2	20:11.141
12	1	1:39.447	27.620	35.656	36.171	196.7	21:50.588
13	1	1:39.990	27.344	35.108	37.538	200.7	23:30.578

**64** Ford Escort I RS 1600 1975  
1. Herve ORDIONI TC2

1	1	2:56.249	1:32.973	43.376	39.900	96.2	2:56.249
2	1	1:46.601	30.424	39.126	37.051	156.5	4:42.850
3	1	1:43.672	29.613	37.685	36.374	173.1	6:26.522
4	1	1:46.689	28.916	39.888	37.885	203.0	8:13.211
5	1	1:42.287	28.512	36.926	36.849	191.5	9:55.498
6	1	1:43.674	29.327	37.678	36.669	190.5	11:39.172
7	1	1:42.840	27.496	37.202	37.782	206.5	13:21.652
8	1	1:42.740	29.622	36.519	36.599	189.1	15:04.392
9	1	7:51.593 B	28.125	37.431	6:46.037	184.0	22:55.985
10	1	1:52.927	37.717	38.116	37.094	123.7	24:48.912
11	1	1:41.284	27.939	36.507	36.838	195.7	26:30.196
12	1	1:41.930	28.928	36.178	36.824	175.3	28:12.126
13	1	1:44.782	28.685	37.468	38.629	194.2	29:56.908
14	1	1:41.805	28.430	36.770	36.605	193.2	31:38.713

**71** Ford Capri RS 2600 1971  
1. Norbert SCHMITZ-KOEP  
2. Juergen WESTPHAL TC2

1	2	2:39.737	1:11.292	45.982	42.463	108.0	2:39.737
2	2	1:51.645	32.656	39.828	39.161	158.8	4:31.382
3	2	1:51.270	32.237	38.915	40.118	175.3	6:22.652
4	2	1:50.377	31.483	39.550	39.344	177.0	8:13.029
5	2	1:48.134	30.940	38.939	38.255	169.8	10:01.163
6	2	1:49.393	30.900	39.093	39.400	182.4	11:50.556
7	2	1:47.851	30.736	38.309	38.806	182.7	13:38.407
8	2	4:25.468 B	30.612	38.796	3:16.060	185.9	18:03.875
9	1	2:07.529	39.686	43.005	44.838	121.6	20:11.404
10	1	1:59.909	33.837	43.224	42.848	148.6	22:11.313
11	1	1:55.065	33.552	40.235	41.278	147.1	24:06.378
12	1	1:59.001	33.429	41.849	43.723	164.1	26:05.379
13	1	1:56.573	33.554	41.482	41.537	155.8	28:01.952



HERITAGE TOURING CUP  
GRAND PRIX DE L'AGE D'OR  
PRIVATE PRACTICE

Sector Analysis

Personal Best Session Best B Crossing the finish line in pit lane

Lap	D	Time	Sector 1	Sector 2	Sector 3	T. Spd	Elapsed
14	1	1:55.108	33.814	40.048	41.246	157.4	29:57.060
15	1	1:53.525	32.263	39.679	41.583	162.9	31:50.585

74		BMW 3.0 CSL 1975						TC2
		1. Michael KAMMERMANN						
		2. Sebastian GLASER						
1	2	4:18.110	3:07.388	35.683	35.039	111.2	4:18.110	
2	2	1:33.192	27.440	33.051	32.701	180.6	5:51.302	
3	2	1:29.760	26.028	32.182	31.550	182.1	7:21.062	
4	2	1:28.663	24.853	31.766	32.044	204.2	8:49.725	
5	2	3:23.539 B	25.657	31.867	2:26.015	186.2	12:13.264	
6	2	1:35.287	32.195	31.771	31.321	146.7	13:48.551	
7	2	1:27.370	24.570	31.784	31.016	217.3	15:15.921	
8	2	1:28.046	24.848	31.872	31.326	201.5	16:43.967	
9	2	3:46.160 B	26.663	36.283	2:43.214	190.1	20:30.127	
10	1	1:37.987	32.930	32.286	32.771	150.0	22:08.114	
11	1	1:28.068	25.073	31.938	31.057	210.5	23:36.182	
12	1	1:26.789	24.427	31.548	30.814	224.5	25:02.971	
13	1	1:26.621	24.362	31.510	30.749	208.5	26:29.592	
14	1	1:28.473	24.528	31.563	32.382	206.9	27:58.065	
15	1	1:31.373	25.496	33.065	32.812	204.2	29:29.438	

75		BMW 3.0 CSL 1974						TC2
		1. Eric MESTDAGH						
1	1	4:24.411	3:10.319	37.162	36.930	103.9	4:24.411	
2	1	1:38.246	27.127	36.054	35.065	201.5	6:02.657	
3	1	1:34.998	27.175	33.909	33.914	220.4	7:37.655	
4	1	3:44.758 B	26.497	33.867	2:44.394	218.2	11:22.413	
5	1	1:42.919	34.531	34.280	34.108	121.9	13:05.332	
6	1	1:34.680	25.868	34.741	34.071	219.1	14:40.012	

88		BMW 3.0 CSL 1975						TC2
		1. Philippe SCEMAMA						
1	1	2:40.705	1:24.993	37.898	37.814	110.0	2:40.705	
2	1	1:37.809	27.982	35.240	34.587	184.6	4:18.514	
3	1	1:34.283	27.932	33.972	32.379	173.1	5:52.797	
4	1	1:32.900	26.838	33.658	32.404	197.4	7:25.697	
5	1	1:32.033	25.443	33.697	32.893	202.6	8:57.730	
6	1	7:36.889 B	25.611	34.590	6:36.688	203.0	16:34.619	
7	1	1:45.646	36.800	34.492	34.354	130.9	18:20.265	
8	1	1:31.865	25.926	33.359	32.580	185.6	19:52.130	
9	1	1:30.725	25.525	33.023	32.177	198.2	21:22.855	

89		Ford Escort RS 1600 1975						TC2
		1. Franco MEINERS						
1	1	4:24.430 B	1:57.969	42.311	1:44.150	93.0	4:24.430	
2	1	1:47.990	37.547	36.009	34.434	122.2	6:12.420	
3	1	1:37.286	26.930	35.403	34.953	190.5	7:49.706	
4	1	1:34.506	26.562	33.849	34.095	197.8	9:24.212	
5	1	1:34.977	26.114	34.845	34.018	208.1	10:59.189	
6	1	1:34.477	25.834	34.251	34.392	216.4	12:33.666	
7	1	1:33.377	26.317	33.408	33.652	189.5	14:07.043	
8	1	1:34.088	26.032	34.151	33.905	219.1	15:41.131	
9	1	1:33.191	26.040	33.674	33.477	212.2	17:14.322	
10	1	1:33.855	26.285	33.755	33.815	207.7	18:48.177	
11	1	1:33.079	25.600	33.790	33.689	214.3	20:21.256	
12	1	4:07.562 B	27.912	36.966	3:02.684	198.5	24:28.818	
13	1	1:42.963	33.936	34.508	34.519	129.2	26:11.781	

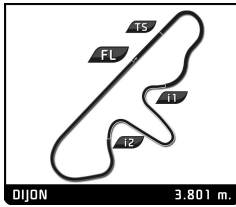
Lap	D	Time	Sector 1	Sector 2	Sector 3	T. Spd	Elapsed
14	1	1:34.798	26.575	34.574	33.649	206.1	27:46.579
15	1	1:34.485	26.600	34.061	33.824	204.5	29:21.064
16	1	1:33.920	25.919	33.801	34.200	213.9	30:54.984

93		BMW 3.0 CSL 1975						TC2
		1. Simon ALEXANDER						
1	1	2:52.392	1:30.943	42.474	38.975	96.2	2:52.392	
2	1	1:45.122	30.321	37.868	36.933	164.1	4:37.514	
3	1	1:44.721	28.685	38.243	37.793	170.3	6:22.235	
4	1	1:39.610	28.064	36.311	35.235	171.7	8:01.845	
5	1	1:39.754	27.329	36.832	35.593	195.7	9:41.599	
6	1	1:39.336	26.967	36.715	35.654	190.8	11:20.935	
7	1	1:38.461	27.151	35.655	35.655	194.9	12:59.396	
8	1	1:39.892	27.504	36.410	35.978	188.5	14:39.288	
9	1	1:48.151	29.117	39.257	39.777	178.5	16:27.439	
10	1	1:38.276	27.732	35.196	35.348	187.8	18:05.715	
11	1	1:38.690	27.257	35.350	36.083	185.9	19:44.405	
12	1	1:42.351	26.608	40.986	34.757	195.7	21:26.756	
13	1	1:36.542	26.681	35.029	34.832	191.8	23:03.298	
14	1	1:36.056	27.122	34.380	34.554	190.5	24:39.354	
15	1	1:35.175	26.427	34.111	34.637	197.8	26:14.529	
16	1	1:39.090	26.966	37.117	35.007	190.5	27:53.619	
17	1	1:39.407	26.491	34.451	38.465	204.2	29:33.026	
18	1	1:42.257	30.206	35.303	36.748	179.4	31:15.283	

100		Ford Escort I RS 1600 1975						TC2
		1. Didier GRUAU						
1	1	3:09.641	1:54.318	38.297	37.026	82.8	3:09.641	
2	1	1:37.617	28.063	34.299	35.255	184.0	4:47.258	
3	1	1:36.190	26.878	34.493	34.819	204.2	6:23.448	
4	1	1:33.781	27.147	33.200	33.434	178.8	7:57.229	
5	1	1:32.501	25.977	32.980	33.544	187.8	9:29.730	
6	1	1:32.297	25.915	33.006	33.376	201.1	11:02.027	
7	1	4:10.025 B	28.113	37.048	3:04.864	199.3	15:12.052	
8	1	2:16.418 B	36.243	36.247	1:03.928	125.1	17:28.470	

117		Ford Escort RS 1600 1975						TC2
		1. Alain PAGES						
1	1	3:36.443	2:10.402	41.976	44.065	91.0	3:36.443	
2	1	1:40.847	30.027	35.468	35.352	168.2	5:17.290	
3	1	1:38.314	27.336	34.805	36.173	190.8	6:55.604	
4	1	1:37.502	27.552	35.063	34.887	200.4	8:33.106	
5	1	1:36.472	27.051	34.560	34.861	206.5	10:09.578	
6	1	3:43.609 B	26.839	43.580	2:33.190	200.7	13:53.187	
7	1	1:53.990	38.957	39.527	35.506	113.1	15:47.177	
8	1	1:35.253	27.121	34.051	34.081	207.3	17:22.430	
9	1	1:35.800	26.776	33.680	35.344	204.9	18:58.230	
10	1	1:36.508	27.398	34.472	34.638	200.4	20:34.738	
11	1	1:36.811	27.557	34.698	34.556	194.2	22:11.549	
12	1	1:36.187	27.334	34.222	34.631	194.9	23:47.736	

150		BMW 635 CSI 1983						Group A
		1. Jeanne MILLE						
1	1	6:27.175	4:40.939	54.772	51.464	114.4	6:27.175	
2	1	2:07.984	38.316	45.507	44.161	131.1	8:35.159	
3	1	2:10.413	36.198	48.747	45.468	167.2	10:45.572	
4	1	2:04.824	37.765	44.267	42.792	127.2	12:50.396	



# HERITAGE TOURING CUP

## GRAND PRIX DE L'AGE D'OR

### PRIVATE PRACTICE

### Sector Analysis

■ Personal Best   
 ■ Session Best   
 ■ B Crossing the finish line in pit lane

Lap	D	Time	Sector 1	Sector 2	Sector 3	T. Spd	Elapsed	Lap	D	Time	Sector 1	Sector 2	Sector 3	T. Spd	Elapsed
5	1	3:36.109	B	35.201	44.980	2:15.928	169.3	16:26.505							
6	1	7:21.756	B	44.171	1:01.089	5:36.496	117.0	23:48.261							
7	1	2:15.248		42.034	48.064	45.150	97.9	26:03.509							
8	1	2:04.577		33.928	46.451	44.198	163.6	28:08.086							
9	1	1:59.550		35.690	40.940	42.920	176.2	30:07.636							

172		Ford Mustang 1965		TC1			
		1.Jean-Pierre GAGICK					
		2.Jean-François COGET					
1	2	4:14.374	2:50.946	41.177	42.251	92.9	4:14.374
2	2	1:53.193	31.663	42.436	39.094	161.2	6:07.567
3	2	1:48.569	30.405	39.879	38.285	181.8	7:56.136
4	2	1:47.834	31.477	38.148	38.209	179.7	9:43.970
5	2	1:48.348	30.528	38.555	39.265	157.9	11:32.318
6	2	1:49.522	31.334	39.519	38.669	155.4	13:21.840

175		BMW Serie 5 E12 530i 1977		TC1				
		1.Patrick BOURGUIGNON						
		2.Jorge VARGAS CLEMENT						
1	1	5:49.587	B	2:01.124	50.009	2:58.454	75.1	5:49.587
2	1	2:08.842		41.884	46.251	40.707	96.5	7:58.429
3	1	1:47.479		29.773	39.231	38.475	190.5	9:45.908
4	1	1:46.836		29.528	38.259	39.049	173.6	11:32.744
5	1	1:47.432		29.523	39.486	38.423	180.3	13:20.176
6	1	4:31.382	B	32.389	43.493	3:15.500	170.6	17:51.558
7	2	2:15.934		45.885	45.767	44.282	77.4	20:07.492
8	2	1:59.268		34.761	43.592	40.915	144.8	22:06.760
9	2	1:54.467		32.047	42.758	39.662	174.2	24:01.227
10	2	1:52.252		31.505	41.716	39.031	166.9	25:53.479
11	2	1:49.464		30.359	40.399	38.706	180.3	27:42.943
12	2	1:48.970		30.229	39.939	38.802	179.1	29:31.913
13	2	1:49.794		30.250	40.702	38.842	197.8	31:21.707

177		Chevrolet Camaro II 1974		TC2				
		1.Eric BROUTIN						
		2.Benjamin de FORTIS						
1	2	4:18.537	3:04.891	37.428	36.218	106.2	4:18.537	
2	2	1:42.224	29.422	38.929	33.873	157.7	6:00.761	
3	2	1:33.721	28.019	33.379	32.323	185.9	7:34.482	
4	2	1:32.530	26.732	33.767	32.031	196.0	9:07.012	
5	2	1:32.184	26.725	33.019	32.440	191.8	10:39.196	
6	2	1:32.479	26.692	33.007	32.780	201.5	12:11.675	
7	2	1:32.450	26.571	33.692	32.187	190.8	13:44.125	
8	2	1:31.434	26.576	32.769	32.089	192.5	15:15.559	
9	2	1:32.629	26.414	33.402	32.813	206.1	16:48.188	
10	2	3:31.065	B	32.809	39.473	2:18.783	166.2	20:19.253
11	1	1:46.785	33.821	38.024	34.940	137.6	22:06.038	
12	1	1:31.985	26.519	33.685	31.781	196.0	23:38.023	
13	1	1:33.612	27.143	34.082	32.387	199.6	25:11.635	
14	1	1:31.126	25.859	33.482	31.785	199.6	26:42.761	
15	1	1:32.231	26.112	33.977	32.142	194.2	28:14.992	
16	1	1:34.040	27.026	34.194	32.820	195.3	29:49.032	
17	1	1:36.188	28.094	35.468	32.626	188.5	31:25.220	