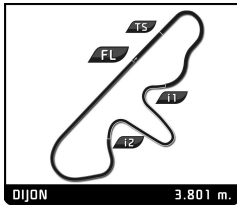


CLASSIC TOURING CHALLENGE
GRAND PRIX DE L'AGE D'OR
QUALIFYING

Sector Analysis

Personal Best Session Best B Crossing the finish line in pit lane

Lap	D	Time	Sector 1	Sector 2	Sector 3	T. Spd	Elapsed	Lap	D	Time	Sector 1	Sector 2	Sector 3	T. Spd	Elapsed
3 Austin Mini Cooper S 1275 1964															
1. Georges ROCCHIETTA -2L															
2. Philippe QUIRIERE															
1	1	2:46.892	1:21.650	41.750	43.492	109.9	2:46.892	5	1	1:42.221	28.766	36.587	36.868	200.4	8:50.295
2	1	1:54.907	33.345	39.059	42.503	155.4	4:41.799	6	1	1:41.542	27.950	36.381	37.211	190.8	10:31.837
3	1	1:50.335	31.502	38.104	40.729	166.2	6:32.134	7	1	1:41.787	29.187	36.394	36.206	175.6	12:13.624
4	1	1:53.636	31.101	41.177	41.358	168.0	8:25.770	8	1	3:18.648 B	30.009	37.237	2:11.402	166.7	15:32.272
5	1	1:50.560	31.983	38.820	39.757	159.1	10:16.330	9	2	1:47.772	35.240	36.270	36.262	129.3	17:20.044
6	1	1:50.734	30.900	38.725	41.109	166.9	12:07.064	10	2	1:39.960	27.481	36.687	35.792	195.7	19:00.004
7	1	1:50.096	31.255	38.863	39.978	159.8	13:57.160	11	2	1:39.798	27.556	36.235	36.007	195.7	20:39.802
8	1	1:47.586	30.105	37.939	39.542	174.8	15:44.746	12	2	1:39.307	27.279	36.045	35.983	197.4	22:19.109
9	1	1:47.872	29.981	37.872	40.019	177.6	17:32.618	13	2	1:38.885	27.254	35.806	35.825	198.5	23:57.994
10	1	1:48.238	29.863	37.695	40.680	175.3	19:20.856	14	2	1:41.040	27.691	36.201	37.148	200.7	25:39.034
11	1	1:48.128	30.753	37.933	39.442	173.4	21:08.984	15	2	1:39.518	27.775	35.928	35.815	171.4	27:18.552
12	1	1:46.095	29.591	37.578	38.926	180.6	22:55.079	16	2	1:39.497	27.094	36.119	36.284	203.0	28:58.049
13	1	1:45.683	29.496	37.224	38.963	180.0	24:40.762	17	2	1:38.802	27.184	35.473	36.145	202.6	30:36.851
14	1	1:45.859	29.577	37.284	38.998	180.6	26:26.621								
15	1	1:45.947	29.575	37.243	39.129	170.1	28:12.568								
16	1	1:48.590	30.043	38.294	40.253	173.4	30:01.158								
6 Austin Mini Cooper S 1275 1964															
1. Franck MERLINI -2L															
1	1	2:47.591	1:24.298	41.317	41.976	98.2	2:47.591								
2	1	1:55.220	32.936	39.252	43.032	160.0	4:42.811								
3	1	1:49.797	30.706	38.312	40.779	170.1	6:32.608								
4	1	1:51.381	30.823	39.443	41.115	170.9	8:23.989								
5	1	1:51.125	30.238	40.436	40.451	170.6	10:15.114								
6	1	1:51.499	31.084	39.416	40.999	168.5	12:06.613								
7	1	1:50.679	31.258	38.857	40.564	172.2	13:57.292								
8	1	1:48.332	30.644	38.082	39.606	174.5	15:45.624								
9	1	1:47.847	29.599	38.086	40.162	180.3	17:33.471								
10	1	3:59.190 B	33.191	45.387	2:40.612	168.7	21:32.661								
11	1	1:57.303	38.265	38.740	40.298	120.1	23:29.964								
12	1	1:47.382	29.954	37.799	39.629	175.0	25:17.346								
13	1	1:47.753	30.340	37.832	39.581	176.2	27:05.099								
14	1	1:47.220	29.574	37.648	39.998	178.2	28:52.319								
9 Austin Mini Cooper S 1275 1964															
1. Benjamin CHIRON -2L															
1	1	2:41.116	1:19.651	40.887	40.578	111.9	2:41.116								
2	1	1:48.981	32.036	37.523	39.422	161.4	4:30.097								
3	1	1:46.970	29.060	37.598	40.312	178.5	6:17.067								
4	1	1:48.310	30.845	38.421	39.044	174.2	8:05.377								
5	1	1:46.630	28.930	38.564	39.136	180.3	9:52.007								
6	1	1:46.812	28.760	38.739	39.313	179.4	11:38.819								
7	1	1:46.322	29.336	37.858	39.128	168.7	13:25.141								
8	1	1:45.785	29.210	37.524	39.051	177.9	15:10.926								
9	1	1:45.447	29.150	37.749	38.548	179.7	16:56.373								
10	1	1:44.313	28.420	37.427	38.466	181.5	18:40.686								
11	1	1:44.422	28.450	37.413	38.559	182.4	20:25.108								
18 Alfa Romeo Giulia Sprint GTA 1965															
1. David HART -2L															
2. Olivier HART															
1	1	2:03.272	47.037	38.758	37.477	105.8	2:03.272								
2	1	1:43.124	29.506	36.997	36.621	172.2	3:46.396								
3	1	1:41.146	28.164	36.728	36.254	180.3	5:27.542								
4	1	1:40.532	27.872	36.247	36.413	185.2	7:08.074								
20 Ford Mustang 289 1965															
1. Christian DUMOLIN +2L															
2. Christophe VAN RIET															
1	1	3:09.253	1:50.055	40.753	38.445	126.0	3:09.253								
2	1	1:49.878	31.643	40.218	38.017	150.2	4:59.131								
3	1	1:47.836	30.701	38.885	38.250	174.8	6:46.967								
4	1	1:46.716	30.355	38.552	37.809	180.3	8:33.683								
5	1	1:46.632	30.187	38.829	37.616	173.6	10:20.315								
6	1	1:46.152	30.318	38.356	37.478	172.0	12:06.467								
7	1	1:45.640	30.213	38.673	36.754	180.6	13:52.107								
8	1	1:46.582	30.325	38.805	37.452	184.3	15:38.689								
9	1	3:45.253 B	30.598	39.721	2:34.934	155.4	19:23.942								
10	2	1:53.044	36.896	38.934	37.214	128.6	21:16.986								
11	2	1:42.066	29.280	37.075	35.711	168.0	22:59.052								
12	2	1:41.297	28.457	36.987	35.853	178.8	24:40.349								
13	2	1:40.574	28.008	36.830	35.736	188.8	26:20.923								
14	2	1:41.161	28.207	37.064	35.890	180.6	28:02.084								
15	2	1:41.397	28.417	37.093	35.887	176.8	29:43.481								
21 Austin Mini Cooper S 1275 1965															
1. Simon NOBILI -2L															
1	1	3:09.200	1:44.174	40.858	44.168	109.5	3:09.200								
2	1	1:53.829	32.324	40.875	40.630	157.2	5:03.029								
3	1	1:46.662	29.397	37.747	39.518	180.0	6:49.691								
4	1	2:03.742	36.138	44.736	42.868	173.9	8:53.433								
5	1	1:46.415	29.480	37.776	39.159	168.5	10:39.848								
6	1	3:16.452 B	29.499	38.448	2:08.505	179.4	13:56.300								
7	1	1:55.048	37.266	38.571	39.211	120.7	15:51.348								
8	1	2:18.626	29.049	1:03.892	45.685	180.9	18:09.974								
9	1	1:45.397	28.945	37.864	38.588	181.5	19:55.371								
10	1	1:44.871	28.891	37.475	38.505	180.3	21:40.242								
11	1	1:49.956	31.534	39.003	39.419	179.7	23:30.198								
12	1	1:44.288	28.488	36.926	38.874	185.9	25:14.486								
13	1	1:49.960	29.155	37.662	43.143	178.2	27:04.446								
14	1	1:50.371	31.764	39.976	38.631	178.5	28:54.817								
15	1	1:44.533	28.915	37.141	38.477	182.4	30:39.350								
22 Alfa Romeo Giulia Sprint GTA 1965															
1. François RIVAZ -2L															
2. Frank STIPPLER															
1	1	2:01.553	47.708	36.877	36.968	125.1	2:01.553								
2	1	1:39.159	27.364	35.554	36.241	197.4	3:40.712								
3	1	1:38.529	27.089	35.499	35.941	201.5	5:19.241								
4	1	1:38.672	27.349	35.318	36.005	203.4	6:57.913								



CLASSIC TOURING CHALLENGE
GRAND PRIX DE L'AGE D'OR
QUALIFYING

Sector Analysis

Personal Best Session Best B Crossing the finish line in pit lane

Lap	D	Time	Sector 1	Sector 2	Sector 3	T. Spd	Elapsed	Lap	D	Time	Sector 1	Sector 2	Sector 3	T. Spd	Elapsed
10	1	1:50.875	31.069	38.741	41.065	166.7	19:39.084	3	2	1:40.350	27.923	36.537	35.890	179.4	5:24.466
11	1	1:55.765	34.452	40.179	41.134	134.7	21:34.849	4	2	1:39.652	27.783	36.280	35.589	181.8	7:04.118
12	1	1:52.219	31.624	39.842	40.753	165.6	23:27.068	5	2	1:39.519	27.785	36.293	35.441	191.8	8:43.637
13	1	1:50.366	31.003	38.777	40.586	168.2	25:17.434	6	2	1:40.906	27.828	37.242	35.836	184.6	10:24.543
14	1	1:51.566	31.929	38.967	40.670	168.2	27:09.000	7	2	1:42.248	28.590	36.852	36.806	195.3	12:06.791
15	1	1:49.898	30.995	38.449	40.454	157.0	28:58.898	8	2	3:42.815 B	30.516	36.942	2:35.357	174.8	15:49.606
16	1	1:50.064	30.900	38.683	40.481	168.2	30:48.962	9	1	1:50.532	36.403	38.031	36.098	144.8	17:40.138

62 Austin Mini Cooper S 1275 1964
1. André PIGUET -2L

1	1	2:52.385	1:27.498	43.228	41.659	101.5	2:52.385
2	1	1:54.770	32.813	41.296	40.661	154.1	4:47.155
3	1	1:49.111	30.435	38.717	39.959	167.7	6:36.266
4	1	1:49.753	30.077	38.933	40.743	168.0	8:26.019
5	1	1:49.202	30.744	38.638	39.820	170.1	10:15.221
6	1	1:49.635	30.724	39.260	39.651	169.5	12:04.856
7	1	1:47.863	30.102	38.147	39.614	163.1	13:52.719
8	1	1:48.880	30.250	39.061	39.569	170.9	15:41.599
9	1	1:50.165	29.787	38.580	41.798	174.8	17:31.764
10	1	1:49.375	29.737	38.944	40.694	175.9	19:21.139
11	1	1:48.852	29.843	39.665	39.344	179.1	21:09.991
12	1	1:47.215	29.478	38.333	39.404	179.7	22:57.206
13	1	1:49.847	29.496	38.774	41.577	175.6	24:47.053
14	1	2:54.559 B	29.863	38.777	1:45.919	169.5	27:41.612
15	1	1:58.386	38.484	39.219	40.683	110.2	29:39.998
16	1	1:50.919	30.446	38.867	41.606	160.7	31:30.917

67 Ford Mustang 289 1965
1. James THORPE +2L
2. Phil KEEN

1	1	2:03.069	49.894	37.524	35.651	119.6	2:03.069
2	1	1:39.315	28.519	35.852	34.944	190.8	3:42.384
3	1	1:38.271	27.681	35.858	34.732	179.4	5:20.655
4	1	1:37.961	27.441	35.885	34.635	191.8	6:58.616
5	1	4:50.642 B	28.730	37.361	3:44.551	189.1	11:49.258
6	2	1:50.724	37.093	38.953	34.678	123.1	13:39.982
7	2	1:36.951	27.261	35.299	34.391	183.7	15:16.933
8	2	6:22.443 B	28.935	37.595	5:15.913	180.3	21:39.376
9	2	1:54.374	38.451	38.158	37.765	122.6	23:33.750
10	2	1:46.454	32.344	38.040	36.070	154.3	25:20.204

69 Chevrolet Corvette C1 Phase 2 1960
1. Michel GROSFILLIER +2L

1	1	3:11.355	1:52.544	40.299	38.512	118.9	3:11.355
2	1	1:51.061	32.022	39.648	39.391	155.8	5:02.416
3	1	1:48.062	31.244	38.901	37.917	173.9	6:50.478
4	1	1:48.826	32.490	39.245	37.091	164.6	8:39.304
5	1	1:49.422	31.441	40.713	37.268	161.2	10:28.726
6	1	7:00.792 B	33.103	40.925	5:46.764	151.7	17:29.518
7	1	1:59.188	39.016	41.083	39.089	120.4	19:28.706
8	1	7:22.676 B	32.751	40.781	6:09.144	156.1	26:51.382
9	1	1:54.872	38.227	39.216	37.429	124.0	28:46.254
10	1	1:47.595	31.558	38.951	37.086	153.6	30:33.849

76 Ford Mustang 289 1965
1. Abraham BONTRUP +2L
2. Bas JANSEN

1	2	2:03.317	49.184	37.796	36.337	110.2	2:03.317
2	2	1:40.799	28.769	36.619	35.411	185.9	3:44.116

79 Ford Cortina Lotus 1965
1. Mark DRAIN -2L

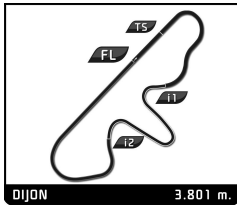
1	1	2:27.016	1:08.791	39.490	38.735	122.0	2:27.016
2	1	1:47.780	29.918	39.061	38.801	176.5	4:14.796
3	1	1:43.767	29.042	37.112	37.613	184.3	5:58.563
4	1	1:42.740	28.467	36.750	37.523	189.8	7:41.303
5	1	1:46.110	28.075	39.412	38.623	190.5	9:27.413
6	1	1:42.064	28.231	36.639	37.194	191.5	11:09.477
7	1	1:43.274	28.682	37.457	37.135	189.5	12:52.751
8	1	1:43.189	28.438	37.697	37.054	196.4	14:35.940
9	1	1:41.279	28.124	36.358	36.797	191.2	16:17.219
10	1	1:42.909	27.859	37.924	37.126	196.0	18:00.128
11	1	1:40.904	27.877	36.221	36.806	195.7	19:41.032
12	1	1:44.139	30.789	36.396	36.954	157.9	21:25.171
13	1	1:41.027	27.787	36.475	36.765	191.5	23:06.198
14	1	1:41.161	27.644	36.348	37.169	197.8	24:47.359
15	1	1:42.249	28.196	36.986	37.067	196.7	26:29.608
16	1	1:43.872	28.447	37.496	37.929	182.4	28:13.480
17	1	1:50.211	31.647	39.667	38.897	172.5	30:03.691

84 Austin Mini Cooper S 1275 1965
1. Romain GUERARDELLE -2L
2. Charles-Edouard ROUSSE

1	1	2:57.607	1:37.942	38.861	40.804	113.0	2:57.607
2	1	1:48.995	30.602	38.568	39.825	181.5	4:46.602
3	1	1:48.634	28.988	39.599	40.047	179.1	6:35.236
4	1	1:48.511	29.182	39.699	39.630	181.2	8:23.747
5	1	1:47.086	29.253	38.686	39.147	178.5	10:10.833
6	1	1:45.897	29.211	37.677	39.009	177.3	11:56.730
7	1	3:15.201 B	28.938	39.819	2:06.444	178.8	15:11.931
8	2	1:53.171	35.943	37.973	39.255	120.3	17:05.102
9	2	1:45.964	29.206	37.688	39.070	179.4	18:51.066
10	2	1:45.501	28.868	37.679	38.954	179.4	20:36.567
11	2	1:45.594	28.836	37.691	39.067	178.8	22:22.161
12	2	1:45.126	29.014	37.362	38.750	178.8	24:07.287
13	2	1:45.331	28.414	38.034	38.883	178.2	25:52.618
14	2	1:44.973	28.620	37.380	38.973	178.5	27:37.591
15	2	1:44.783	28.892	37.224	38.667	178.5	29:22.374
16	2	1:44.546	28.625	37.281	38.640	179.1	31:06.920

89 Ford Mustang 289 1965
1. Phil MULACEK +2L
2. Sterling MULACEK

1	2	2:03.317	49.184	37.796	36.337	110.2	2:03.317
2	2	1:40.799	28.769	36.619	35.411	185.9	3:44.116



CLASSIC TOURING CHALLENGE
GRAND PRIX DE L'AGE D'OR
QUALIFYING

Sector Analysis

Personal Best Session Best B Crossing the finish line in pit lane

Lap	D	Time	Sector 1	Sector 2	Sector 3	T. Spd	Elapsed	Lap	D	Time	Sector 1	Sector 2	Sector 3	T. Spd	Elapsed
1	2	3:11.598	1:49.436	42.410	39.752	122.7	3:11.598	5	1	1:53.158	30.074	42.147	40.937	181.2	9:41.330
2	2	1:51.769	32.549	40.087	39.133	153.6	5:03.367	6	1	3:55.218 B	31.054	40.630	2:43.534	161.4	13:36.548
3	2	1:49.098	31.664	39.000	38.434	150.0	6:52.465	7	2	1:54.823	37.849	38.917	38.057	118.8	15:31.371
4	2	1:49.658	31.469	39.310	38.879	164.4	8:42.123	8	2	1:43.968	28.398	37.793	37.777	193.9	17:15.339
5	2	1:51.807	32.031	39.874	39.902	151.7	10:33.930	9	2	1:43.503	28.201	37.669	37.633	194.6	18:58.842
6	2	1:48.489	31.239	38.863	38.387	164.9	12:22.419	10	2	1:43.628	28.451	37.667	37.510	179.4	20:42.470
7	2	1:49.284	31.904	38.783	38.597	154.9	14:11.703	11	2	1:45.838	29.084	38.638	38.116	175.3	22:28.308
8	2	1:48.951	32.376	38.295	38.280	159.5	16:00.654	12	2	1:45.117	28.511	38.250	38.356	187.2	24:13.425
9	2	1:50.789	30.894	40.833	39.062	174.8	17:51.443	13	2	1:43.233	28.692	36.729	37.812	179.4	25:56.658
10	2	1:47.623	30.632	38.635	38.356	183.7	19:39.066	14	2	1:42.824	28.476	37.193	37.155	193.9	27:39.482
11	2	1:52.541	34.034	39.961	38.546	131.4	21:31.607								
12	2	1:48.600	31.361	38.345	38.894	156.3	23:20.207								
13	2	1:55.059	33.843	39.218	41.998	126.3	25:15.266								
14	2	1:54.262	34.269	40.686	39.307	164.6	27:09.528								
15	2	1:51.902	32.329	40.828	38.745	153.4	29:01.430								
16	2	1:51.216	33.815	39.129	38.272	144.8	30:52.646								

117 Ford Anglia Super 1965
1. Grégory CARINI -2L

1	1	2:47.948	1:25.123	41.239	41.586	96.9	2:47.948
2	1	1:55.265	32.953	39.443	42.869	162.9	4:43.213
3	1	1:49.715	31.561	38.899	39.255	161.9	6:32.928
4	1	1:51.308	31.276	40.466	39.566	161.2	8:24.236
5	1	1:49.380	31.060	38.919	39.401	160.0	10:13.616
6	1	5:04.437 B	31.984	39.535	3:52.918	159.1	15:18.053
7	1	1:57.519	39.106	38.938	39.475	118.2	17:15.572
8	1	1:48.849	30.984	38.572	39.293	168.7	19:04.421
9	1	1:49.978	31.477	38.378	40.123	161.4	20:54.399
10	1	1:48.821	30.826	38.510	39.485	166.4	22:43.220
11	1	1:48.949	31.206	38.481	39.262	163.1	24:32.169
12	1	1:48.926	31.111	38.421	39.394	159.8	26:21.095
13	1	1:47.932	31.085	38.059	38.788	161.2	28:09.027
14	1	1:48.227	30.897	38.160	39.170	165.4	29:57.254
15	1	1:47.624	30.904	37.974	38.746	165.4	31:44.878

136 Ford Cortina Lotus 1965
1. Mr STEEL -2L
2. Michael LYONS

1	2	2:57.395	1:42.883	37.534	36.978	115.1	2:57.395
2	2	1:43.029	28.565	36.833	37.631	185.6	4:40.424
3	2	1:40.353	27.850	36.202	36.301	196.7	6:20.777
4	2	1:39.892	27.434	36.231	36.227	198.2	8:00.669
5	2	1:39.756	27.140	36.179	36.437	197.1	9:40.425
6	2	6:16.073 B	28.292	41.933	5:05.848	200.7	15:56.498
7	1	1:50.404	37.488	36.887	36.029	107.1	17:46.902
8	1	3:48.868 B	27.127	36.515	2:45.226	199.6	21:35.770
9	1	1:57.483	38.542	40.047	38.894	122.4	23:33.253
10	1	1:51.845	32.343	40.622	38.880	153.0	25:25.098
11	1	1:49.059	30.889	39.754	38.416	171.7	27:14.157
12	1	1:49.206	31.238	39.309	38.659	168.0	29:03.363
13	1	1:48.937	30.493	39.329	39.115	169.8	30:52.300

155 Alfa Romeo Giulia Sprint GTA 1965
1. Daniel HAGER -2L
2. Peter PRALLER

1	1	2:14.464	49.248	42.505	42.711	98.7	2:14.464
2	1	1:51.657	30.329	39.944	41.384	176.2	4:06.121
3	1	1:51.944	31.019	39.703	41.222	170.9	5:58.065
4	1	1:50.107	30.486	39.192	40.429	172.8	7:48.172

169 Ford Mustang 289 1965
1. Laurent PAULUS +2L

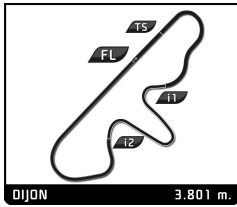
1	1	2:23.873	1:01.681	40.876	41.316	117.1	2:23.873
2	1	1:50.021	31.915	39.728	38.378	150.8	4:13.894
3	1	1:46.050	29.573	38.887	37.590	180.9	5:59.944
4	1	1:46.911	29.414	38.833	38.664	184.9	7:46.855
5	1	1:44.819	29.067	38.089	37.663	189.5	9:31.674
6	1	1:45.409	29.210	38.674	37.525	188.5	11:17.083
7	1	1:44.917	29.139	38.125	37.653	194.2	13:02.000
8	1	3:40.286 B	29.456	38.353	2:32.477	188.2	16:42.286
9	1	1:52.451	36.524	38.134	37.793	123.9	18:34.737
10	1	1:46.896	29.831	38.585	38.480	174.2	20:21.633
11	1	1:45.776	30.091	38.193	37.492	160.7	22:07.409
12	1	1:45.717	29.633	37.867	38.217	174.2	23:53.126
13	1	1:45.739	29.788	38.058	37.893	182.4	25:38.865
14	1	1:46.739	31.458	37.860	37.421	167.4	27:25.604
15	1	1:45.000	29.178	38.030	37.792	189.1	29:10.604
16	1	1:45.099	29.363	38.049	37.687	185.6	30:55.703

172 Ford Mustang 289 1965
1. Jean-Pierre GAGICK +2L
2. Jean-François COGET

1	2	2:26.619	1:06.116	41.282	39.221	128.1	2:26.619
2	2	1:44.645	29.716	37.334	37.595	180.3	4:11.264
3	2	1:43.662	29.251	36.896	37.515	186.2	5:54.926
4	2	1:40.760	27.867	36.563	36.330	197.8	7:35.686
5	2	1:40.941	27.905	36.656	36.380	198.5	9:16.627
6	2	1:40.620	27.928	36.215	36.477	199.6	10:57.247
7	2	1:40.932	28.044	36.312	36.576	186.9	12:38.179
8	2	3:48.615 B	31.906	40.988	2:35.721	176.2	16:26.794
9	1	1:49.835	36.181	36.887	36.767	124.9	18:16.629
10	1	1:40.738	27.833	36.342	36.563	195.7	19:57.367
11	1	1:41.438	27.958	36.682	36.798	195.3	21:38.805
12	1	1:41.136	28.160	36.638	36.338	198.9	23:19.941
13	1	1:41.054	27.853	36.589	36.612	198.9	25:00.995

179 Ford Falcon Sprint 1965
1. Karsten LE BLANC +2L
2. Christiaan VAN LANSCHC

1	2	2:24.754	1:05.510	41.315	37.929	124.9	2:24.754
2	2	1:45.581	30.240	38.215	37.126	170.9	4:10.335
3	2	1:45.561	29.562	38.612	37.387	174.5	5:55.896
4	2	1:43.320	29.268	37.310	36.742	181.8	7:39.216
5	2	1:45.195	29.007	39.040	37.148	181.5	9:24.411
6	2	1:43.065	28.906	37.602	36.557	188.2	11:07.476
7	2	4:06.098 B	30.275	41.078	2:54.745	173.9	15:13.574
8	1	1:51.068	36.598	38.002	36.468	113.9	17:04.642
9	1	1:44.634	29.788	38.519	36.327	179.1	18:49.276



CLASSIC TOURING CHALLENGE
GRAND PRIX DE L'AGE D'OR
QUALIFYING

Sector Analysis

Personal Best Session Best B Crossing the finish line in pit lane

Lap	D	Time	Sector 1	Sector 2	Sector 3	T. Spd	Elapsed	Lap	D	Time	Sector 1	Sector 2	Sector 3	T. Spd	Elapsed
10	1	1:42.317	29.025	37.043	36.249	187.8	20:31.593	12	1	1:54.908	32.198	41.667	41.043	159.5	29:49.749
11	1	1:41.645	28.878	36.722	36.045	178.2	22:13.238	13	1	1:55.300	32.639	40.965	41.696	156.5	31:45.049
12	1	1:41.531	28.462	36.926	36.143	187.5	23:54.769	246 Ford Falcon Sprint 1964							
13	1	1:44.662	28.773	38.046	37.843	190.8	25:39.431	1. Peter JOOS +2L							
14	1	1:43.471	30.174	37.015	36.282	169.3	27:22.902	1	1	3:04.625	1:42.762	41.404	40.459	118.9	3:04.625
15	1	1:43.200	28.422	38.354	36.424	201.9	29:06.102	2	1	1:48.271	31.311	38.549	38.411	164.9	4:52.896
180 Alfa Romeo Giulia Sprint GTA 1965								-2L							
1. Xavier GALANT															
2. Olivier GALANT															
1	1	3:08.570	1:45.041	41.705	41.824	99.6	3:08.570	3	1	1:47.211	30.422	38.438	38.351	179.7	6:40.107
2	1	1:51.770	31.561	40.097	40.112	151.5	5:00.340	4	1	1:46.515	30.479	38.229	37.807	176.8	8:26.622
3	1	1:49.336	30.858	38.738	39.740	166.9	6:49.676	5	1	1:51.997	31.814	40.970	39.213	163.6	10:18.619
4	1	1:48.702	30.310	38.726	39.666	178.5	8:38.378	6	1	1:47.769	30.788	38.832	38.149	171.7	12:06.388
5	1	1:47.943	30.137	38.564	39.242	186.2	10:26.321	7	1	1:47.625	30.921	39.069	37.635	169.0	13:54.013
6	1	1:47.712	30.067	38.277	39.368	180.9	12:14.033	8	1	1:46.337	30.478	37.894	37.965	170.9	15:40.350
7	1	1:48.807	30.895	38.934	38.978	175.6	14:02.840	9	1	1:48.609	30.205	38.824	39.580	177.0	17:28.959
8	1	1:47.412	29.955	38.212	39.245	185.6	15:50.252	10	1	1:46.073	30.410	38.189	37.474	190.1	19:15.032
9	1	5:12.279	29.926	1:02.954	3:39.399	188.8	21:02.531	11	1	1:45.287	29.393	37.795	38.099	198.5	21:00.319
10	2	1:57.290	40.037	37.868	39.385	109.0	22:59.821	12	1	1:44.696	29.751	37.666	37.279	187.2	22:45.015
11	2	1:43.845	28.537	37.059	38.249	188.8	24:43.666	13	1	3:32.137	30.103	38.460	2:23.574	178.8	26:17.152
12	2	1:43.020	28.958	36.686	37.376	190.1	26:26.686	14	1	1:54.966	37.796	39.861	37.309	135.7	28:12.118
13	2	1:43.193	28.374	36.833	37.986	193.2	28:09.879	277 Alfa Romeo Giulia Sprint GTA 1965							
14	2	1:42.246	28.325	36.602	37.319	189.5	29:52.125	1. Gaby VON OPPENHEIM -2L							
15	2	1:43.172	29.233	36.435	37.504	184.3	31:35.297	1	1	2:18.683	57.270	39.463	41.950	109.8	2:18.683
189 Alfa Romeo Giulia Sprint GTA 1965								-2L							
1. Max BANKS															
2. Andrew BANKS															
1	2	2:57.355	1:43.508	36.693	37.154	105.3	2:57.355	2	1	1:46.987	29.688	37.730	39.569	176.8	4:05.670
2	2	1:40.975	27.924	35.382	37.669	197.8	4:38.330	3	1	1:45.681	29.426	37.701	38.554	186.2	5:51.351
3	2	1:38.854	27.636	35.617	35.601	187.5	6:17.184	4	1	1:44.423	29.150	37.004	38.269	190.5	7:35.774
4	2	1:38.122	27.054	35.332	35.736	189.5	7:55.306	5	1	1:44.786	28.736	37.860	38.190	191.2	9:20.560
5	2	1:38.777	27.042	35.939	35.796	199.3	9:34.083	6	1	1:45.548	29.204	37.844	38.500	191.2	11:06.108
6	2	1:38.191	26.942	35.581	35.668	204.2	11:12.274	7	1	1:45.431	29.096	37.788	38.547	190.8	12:51.539
7	2	1:38.829	26.929	35.475	36.425	205.7	12:51.103	8	1	1:45.533	29.136	38.579	37.818	192.9	14:37.072
8	2	1:38.589	27.310	35.336	35.943	202.2	14:29.692	9	1	1:44.813	29.116	37.828	37.869	193.5	16:21.885
9	2	1:38.078	27.089	35.218	35.771	203.0	16:07.770	10	1	1:46.745	29.401	38.502	38.842	191.8	18:08.630
10	2	2:50.808	27.349	37.135	1:46.324	199.6	18:58.578	11	1	1:44.844	29.537	37.188	38.119	190.5	19:53.474
11	1	1:46.932	35.737	35.412	35.783	130.3	20:45.510	12	1	1:43.779	28.862	36.949	37.968	192.9	21:37.253
12	1	1:37.732	26.699	35.246	35.787	204.2	22:23.242	13	1	1:45.039	29.424	37.695	37.920	196.0	23:22.292
13	1	1:37.529	26.575	35.146	35.808	206.9	24:00.771	14	1	1:44.166	29.583	36.959	37.624	177.6	25:06.458
14	1	1:38.431	26.853	35.074	36.504	203.8	25:39.202	15	1	1:45.523	29.321	37.198	39.004	185.6	26:51.981
15	1	1:37.983	26.869	35.210	35.904	204.5	27:17.185	16	1	1:45.355	29.105	37.424	38.826	190.5	28:37.336
16	1	1:41.179	27.839	35.792	37.548	203.8	28:58.364	777 Ford Mustang 289 1965							
191 Ford Mustang 289 1965								+2L							
1. Philippe LOUET															
2. Pascal RAJON															
1	2	2:24.800	1:00.462	41.350	42.988	109.4	2:24.800	1	2	2:10.732	54.970	38.270	37.492	116.0	2:10.732
2	2	1:57.826	33.892	41.965	41.969	146.7	4:22.626	2	2	1:41.603	28.775	36.908	35.920	183.4	3:52.335
3	2	1:53.316	31.452	40.865	40.999	172.2	6:15.942	3	2	1:39.122	27.658	36.028	35.436	193.9	5:31.457
4	2	1:54.815	32.765	40.796	41.254	158.1	8:10.757	4	2	1:39.062	27.648	35.973	35.441	190.8	7:10.519
5	2	1:52.209	31.725	39.544	40.940	154.5	10:02.966	5	2	1:42.641	27.347	36.450	38.844	194.9	8:53.160
6	2	1:51.426	31.045	39.758	40.623	160.0	11:54.392	6	2	4:25.790	30.421	38.989	3:16.380	179.1	13:18.950
7	2	1:52.552	30.875	41.358	40.319	162.4	13:46.944	7	1	1:52.244	37.641	37.855	36.748	119.1	15:11.194
8	2	1:50.518	30.670	39.473	40.375	170.1	15:37.462	8	1	1:41.785	28.401	37.230	36.154	193.2	16:52.979
9	2	8:15.227	31.200	39.875	7:04.152	157.4	23:52.689	9	1	1:41.193	28.271	36.677	36.245	194.9	18:34.172
10	1	2:05.975	42.427	41.807	41.741	81.8	25:58.664	10	1	1:42.448	28.178	37.531	36.739	196.0	20:16.620
11	1	1:56.177	32.819	41.226	42.132	157.0	27:54.841	11	1	1:41.683	28.313	37.057	36.313	199.3	21:58.303
								12	1	1:40.742	27.923	36.977	35.842	203.0	23:39.045