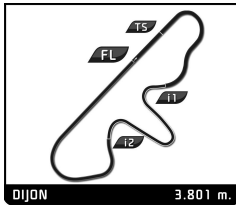


CLASSIC ENDURANCE RACING 2 GRAND PRIX DE L'AGE D'OR RACE

Sector Analysis

■ Personal Best
 ■ Session Best
 B Crossing the finish line in pit lane

Driver: Cheetah G601 1976								Driver: Osella PA5 1977							
Lap	D	Time	Sector 1	Sector 2	Sector 3	T. Spd	Elapsed	Lap	D	Time	Sector 1	Sector 2	Sector 3	T. Spd	Elapsed
1 Cheetah G601 1976 1. Beat EGGIMANN P-2L								10 Osella PA5 1977 1. Roberto TURRIZIANI 2. Nick PADMORE P-2L							
1	1	1:30.003	28.645	31.175	30.183		1:30.003	1	1	1:33.328	30.062	31.942	31.324		1:33.328
2	1	1:43.969	23.330	30.791	49.848	242.7	3:13.972	2	1	1:44.776	23.406	32.774	48.596	226.9	3:18.104
3	1	2:33.168	40.658	44.558	1:07.952	110.0	5:47.140	3	1	2:33.461	40.177	44.999	1:08.285	108.4	5:51.565
4	1	2:44.760	39.184	50.600	1:14.976	116.5	8:31.900	4	1	2:45.324	38.961	50.594	1:15.769	92.2	8:36.889
5	1	2:50.734	49.173	56.155	1:05.406	95.6	11:22.634	5	1	2:50.687	49.839	55.452	1:05.396	93.5	11:27.576
6	1	1:52.148	36.855	41.116	34.177	100.2	13:14.782	6	1	1:48.827	35.744	41.535	31.548	112.1	13:16.403
7	1	1:26.338	25.083	31.157	30.098	225.0	14:41.120	7	1	1:27.216	24.667	31.410	31.139	220.0	14:43.619
8	1	1:23.489	23.285	30.464	29.740	235.8	16:04.609	8	1	1:24.930	23.297	30.837	30.796	229.8	16:08.549
9	1	1:23.313	23.272	30.397	29.644	239.5	17:27.922	9	1	1:23.602	23.331	30.026	30.245	233.3	17:32.151
10	1	1:22.881	23.165	30.188	29.528	245.5	18:50.803	10	1	1:24.743	23.901	30.501	30.341	227.8	18:56.894
11	1	1:22.844	22.859	30.495	29.490	245.5	20:13.647	11	1	1:23.865	23.274	30.186	30.405	236.3	20:20.759
12	1	1:22.518	22.669	30.250	29.599	244.3	21:36.165	12	1	1:24.027	23.234	30.239	30.554	237.4	21:44.786
13	1	1:22.605	23.007	29.836	29.762	246.0	22:58.770	13	1	1:23.908	23.178	30.410	30.320	239.5	23:08.694
14	1	1:22.891	22.966	30.234	29.691	241.1	24:21.661	14	1	1:22.687	22.816	29.687	30.184	235.3	24:31.381
15	1	1:27.010	24.132	31.906	30.972	245.5	25:48.671	15	1	1:24.883	23.222	31.137	30.524	230.8	25:56.264
16	1	1:25.666	24.356	31.189	30.121	236.3	27:14.337	16	1	1:23.517	23.160	29.858	30.499	232.8	27:19.781
17	1	3:43.098 B	24.359	31.121	2:47.618	234.3	30:57.435	17	1	4:15.140 B	23.212	29.961	3:21.967	233.8	31:34.921
18	1	1:30.972	30.127	30.831	30.014	157.2	32:28.407								
19	1	1:23.615	23.088	30.882	29.645	235.3	33:52.022								
20	1	1:23.718	23.333	30.526	29.859	241.1	35:15.740								
21	1	1:24.339	24.012	30.584	29.743	213.0	36:40.079								
22	1	1:24.171	23.193	31.170	29.808	242.2	38:04.250								
23	1	1:23.749	23.240	30.567	29.942	242.7	39:27.999								
24	1	1:24.328	24.074	30.217	30.037	241.6	40:52.327								
25	1	1:26.000	24.267	30.802	30.931	236.3	42:18.327								
26	1	1:23.732	23.354	30.427	29.951	238.4	43:42.059								
27	1	1:23.260	22.976	30.777	29.507	247.1	45:05.319								
28	1	1:22.415	22.841	30.027	29.547	247.7	46:27.734								
29	1	1:22.730	23.026	30.261	29.443	246.0	47:50.464								
30	1	1:22.947	23.118	30.307	29.522	246.6	49:13.411								
31	1	1:23.493	22.990	30.787	29.716	243.8	50:36.904								
32	1	1:22.925	22.979	30.312	29.634	243.2	51:59.829								
33	1	1:22.887	22.728	30.485	29.674	244.3	53:22.716								
34	1	1:23.344	23.144	30.619	29.581	247.7	54:46.060								
35	1	1:23.868	23.412	30.972	29.484	238.4	56:09.928								
36	1	1:23.267	23.077	30.050	30.140	248.3	57:33.195								
37	1	1:22.759	22.838	30.317	29.604	247.1	58:55.954								
38	1	1:25.200	23.572	32.262	29.366	244.3	1:00:21.154								
8 BMW M1 Procar 1982 1. Olivier BREITMAYER GT2								17 Porsche 930 Turbo 3.3 1979 1. Philippe COLANCON GT2							
1	1	1:36.126	31.287	32.883	31.956		1:36.126	1	1	1:57.302	33.294	33.835	50.173		1:57.302
2	1	1:44.567	24.542	31.927	48.098	230.8	3:20.693	2	1	1:40.464	27.631	35.021	37.812	175.9	3:37.766
3	1	2:33.822	40.401	44.621	1:08.800	89.7	5:54.515	3	1	2:22.259	29.245	43.156	1:09.858	189.8	6:00.025
4	1	2:44.677	38.370	51.151	1:15.156	98.7	8:39.192	4	1	2:45.045	36.896	51.828	1:16.321	110.3	8:45.070
5	1	2:50.776	51.252	54.615	1:04.909	85.2	11:29.968	5	1	2:49.546	51.011	53.994	1:04.541	83.9	11:34.616
6	1	1:50.775	35.787	42.938	32.050	127.1	13:20.743	6	1	1:56.240	35.817	43.480	36.943	115.8	13:30.856
7	1	1:28.032	24.801	31.449	31.782	223.6	14:48.775	7	1	1:33.132	26.378	33.171	33.583	193.5	15:03.988
8	1	1:26.820	24.271	31.395	31.154	225.9	16:15.595	8	1	1:32.961	26.403	32.830	33.728	195.7	16:36.949
9	1	1:27.100	24.271	31.495	31.334	232.8	17:42.695	9	1	1:32.662	25.889	32.689	34.084	208.9	18:09.611
10	1	1:26.582	24.349	31.145	31.088	230.3	19:09.277	10	1	1:32.478	26.106	32.495	33.877	208.5	19:42.089
11	1	1:26.856	24.277	31.079	31.500	215.6	20:36.133								
12	1	1:26.832	24.430	31.129	31.273	221.8	22:02.965								
13	1	1:27.442	24.905	31.249	31.288	230.8	23:30.407								

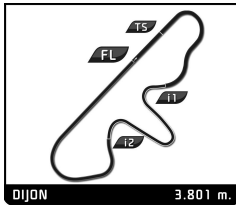


CLASSIC ENDURANCE RACING 2
GRAND PRIX DE L'AGE D'OR
RACE

Sector Analysis

Personal Best Session Best B Crossing the finish line in pit lane

Lap	D	Time	Sector 1	Sector 2	Sector 3	T. Spd	Elapsed	Lap	D	Time	Sector 1	Sector 2	Sector 3	T. Spd	Elapsed
11	1	1:32.515	25.846	32.990	33.679	216.4	21:14.604	39	2	1:21.540	22.468	29.576	29.496	243.8	1:01:18.684
12	1	1:33.595	25.869	33.442	34.284	213.0	22:48.199	25 Porsche 935 1981 1. Emmanuel BRIGAND GT2							
13	1	1:32.578	25.963	32.634	33.981	213.9	24:20.777	1	1	1:31.595	29.615	32.182	29.798		1:31.595
14	1	1:50.822	42.400	34.050	34.372	221.3	26:11.599	2	1	1:43.367	23.816	31.274	48.277	230.3	3:14.962
15	1	1:37.438	27.300	33.997	36.141	197.8	27:49.037	3	1	2:33.169	40.943	44.378	1:07.848	112.5	5:48.131
16	1	1:36.853	27.346	34.505	35.002	189.1	29:25.890	4	1	2:45.174	39.456	50.565	1:15.153	109.8	8:33.305
17	1	4:06.129	30.128	35.625	3:00.376	177.0	33:32.019	5	1	2:50.464	49.324	55.968	1:05.172	93.3	11:23.769
18	1	1:42.413	34.082	33.606	34.725	133.0	35:14.432	6	1	1:51.426	36.778	41.563	33.085	95.7	13:15.195
19	1	1:36.601	27.448	34.380	34.773	193.9	36:51.033	7	1	1:26.624	25.353	31.479	29.792	228.8	14:41.819
20	1	1:34.355	27.092	33.237	34.026	206.1	38:25.388	8	1	1:24.152	24.003	30.822	29.327	225.5	16:05.971
21	1	1:32.388	25.924	32.607	33.857	219.1	39:57.776	9	1	1:24.027	23.749	30.701	29.577	231.8	17:29.998
22	1	1:32.518	25.900	32.725	33.893	224.5	41:30.294	10	1	1:24.528	23.611	30.801	30.116	238.9	18:54.526
23	1	1:33.323	26.231	32.998	34.094	206.5	43:03.617	11	1	1:24.425	24.053	31.024	29.348	233.8	20:18.951
24	1	1:33.478	26.270	32.918	34.290	215.1	44:37.095	12	1	1:23.502	23.504	30.771	29.227	236.8	21:42.453
25	1	1:33.748	26.246	33.643	33.859	217.3	46:10.843	13	1	1:23.333	23.404	30.767	29.162	241.6	23:05.786
26	1	1:34.130	26.498	34.087	33.545	205.3	47:44.973	14	1	1:22.959	23.483	30.647	28.829	234.3	24:28.745
27	1	1:33.687	26.333	33.805	33.549	227.8	49:18.660	15	1	1:23.395	23.433	30.805	29.157	235.3	25:52.140
21 Chevron B26 1974 1. John EMBERSON P-2L 2. Nigel GREENSALL								1. Emmanuel BRIGAND GT2							
1	1	1:30.482	28.983	31.345	30.154		1:30.482	16	1	1:23.917	23.476	30.723	29.718	231.3	27:16.057
2	1	1:44.010	23.700	31.021	49.289	224.5	3:14.492	17	1	1:24.941	23.658	30.941	30.342	235.3	28:40.998
3	1	2:33.085	40.674	44.504	1:07.907	103.5	5:47.577	18	1	3:46.935	23.034	30.876	2:53.025	251.7	32:27.933
4	1	2:45.097	39.380	50.699	1:15.018	117.8	8:32.674	19	1	1:29.976	29.899	31.044	29.033	171.7	33:57.909
5	1	2:50.560	49.360	55.814	1:05.386	98.5	11:23.234	20	1	1:23.170	23.024	31.035	29.111	251.7	35:21.079
6	1	1:51.784	36.780	41.496	33.508	104.4	13:15.018	21	1	1:23.574	23.274	31.176	29.124	250.0	36:44.653
7	1	1:26.664	25.158	31.191	30.315	219.1	14:41.682	22	1	1:23.131	23.021	31.079	29.031	254.7	38:07.784
8	1	1:25.855	24.549	31.158	30.148	217.7	16:07.537	23	1	1:23.059	23.131	30.714	29.214	245.5	39:30.843
9	1	1:24.577	24.166	30.743	29.668	207.7	17:32.114	24	1	1:25.360	23.070	32.727	29.563	250.0	40:56.203
10	1	1:24.150	23.768	30.500	29.882	226.4	18:56.264	25	1	1:23.714	23.211	31.118	29.385	258.4	42:19.917
11	1	1:24.063	23.646	30.313	30.104	236.3	20:20.327	26	1	1:23.524	23.396	30.963	29.165	234.3	43:43.441
12	1	1:23.731	23.405	30.377	29.949	236.3	21:44.058	27	1	1:22.942	22.918	30.861	29.163	257.8	45:06.383
13	1	1:23.240	23.607	30.234	29.399	225.5	23:07.298	28	1	1:23.273	23.324	30.792	29.157	247.7	46:29.656
14	1	1:22.803	23.303	29.999	29.501	222.7	24:30.101	29	1	1:23.646	23.284	31.253	29.109	245.5	47:53.302
15	1	1:34.777	23.697	40.767	30.313	214.3	26:04.878	30	1	1:24.119	23.200	31.359	29.560	248.3	49:17.421
16	1	3:50.012	23.876	30.302	2:55.834	222.7	29:54.890	31	1	1:23.567	23.189	31.000	29.378	259.0	50:40.988
17	2	1:28.567	29.331	29.849	29.387	154.7	31:23.457	32	1	1:23.569	23.239	31.020	29.310	252.3	52:04.557
18	2	1:20.420	22.350	29.152	28.918	241.1	32:43.877	33	1	1:24.205	23.444	31.180	29.581	243.2	53:28.762
19	2	1:20.460	22.349	28.956	29.155	241.6	34:04.337	34	1	1:24.603	23.364	31.598	29.641	250.6	54:53.365
20	2	1:20.607	22.544	29.051	29.012	242.2	35:24.944	35	1	1:24.792	23.335	31.167	30.290	253.5	56:18.157
21	2	1:21.099	22.405	29.379	29.315	243.2	36:46.043	36	1	1:24.194	23.974	31.021	29.199	236.3	57:42.351
22	2	1:20.378	22.327	29.247	28.804	242.7	38:06.421	37	1	1:23.238	23.417	30.911	28.910	246.6	59:05.589
23	2	1:21.859	23.092	29.692	29.075	242.2	39:28.280	38	1	1:23.225	23.316	30.839	29.070	246.6	1:00:28.814
24	2	1:23.335	22.802	29.328	31.205	236.8	40:51.615	26 Chevron B36 1976 1. Claude LE JEAN P-2L 2. Lucien ROSSIAUD							
25	2	1:22.084	23.455	29.413	29.216	233.3	42:13.699	1	1	1:39.002	33.039	33.557	32.406		1:39.002
26	2	1:20.559	22.472	29.108	28.979	241.6	43:34.258	2	1	1:44.576	25.815	33.610	45.151	225.5	3:23.578
27	2	1:24.233	22.324	29.057	32.852	242.7	44:58.491	3	1	2:33.517	39.514	45.335	1:08.668	92.2	5:57.095
28	2	1:20.881	22.540	29.495	28.846	246.0	46:19.372	4	1	2:44.485	37.758	51.947	1:14.780	95.9	8:41.580
29	2	1:20.422	22.354	29.200	28.868	243.8	47:39.794	5	1	2:51.080	52.133	54.328	1:04.619	79.6	11:32.660
30	2	1:22.816	22.454	29.712	30.650	243.8	49:02.610	6	1	1:54.569	35.792	43.739	35.038	102.2	13:27.229
31	2	1:22.436	22.799	29.356	30.281	239.5	50:25.046	7	1	1:32.895	26.222	33.347	33.326	208.1	15:00.124
32	2	1:22.104	22.991	29.272	29.841	242.7	51:47.150	8	1	1:31.230	25.496	32.695	33.039	226.9	16:31.354
33	2	1:22.244	22.342	29.437	30.465	238.4	53:09.394	9	1	1:30.624	25.598	32.397	32.629	214.7	18:01.978
34	2	1:21.352	22.305	29.084	29.963	240.5	54:30.746	10	1	1:31.100	25.461	32.883	32.756	225.0	19:33.078
35	2	1:21.609	22.196	29.314	30.099	243.2	55:52.355	11	1	1:31.867	25.642	32.780	33.445	225.5	21:04.945
36	2	1:21.464	22.463	29.601	29.400	245.5	57:13.819	12	1	1:32.643	25.694	33.805	33.144	227.8	22:37.588
37	2	1:21.845	22.368	29.661	29.816	244.9	58:35.664								
38	2	1:21.480	22.462	29.585	29.433	245.5	59:57.144								



CLASSIC ENDURANCE RACING 2
GRAND PRIX DE L'AGE D'OR
RACE

Sector Analysis

Personal Best Session Best B Crossing the finish line in pit lane

Lap	D	Time	Sector 1	Sector 2	Sector 3	T. Spd	Elapsed	Lap	D	Time	Sector 1	Sector 2	Sector 3	T. Spd	Elapsed
13	1	1:33.736	26.115	33.284	34.337	222.7	24:11.324	15	1	1:23.495	23.163	30.658	29.674	240.5	25:41.150
14	1	1:33.721	25.505	33.186	35.030	221.8	25:45.045	16	1	1:22.409	23.322	29.995	29.092	239.5	27:03.559
15	1	1:34.977	27.171	33.763	34.043	211.4	27:20.022	17	1	1:26.141	23.996	31.187	30.958	216.9	28:29.700
16	1	4:03.068B	26.470	33.801	3:02.797	190.5	31:23.090	18	1	1:24.445	24.158	30.349	29.938	192.2	29:54.145
17	2	1:42.256	34.881	33.409	33.966	138.3	33:05.346	19	1	3:46.195B	23.510	30.095	2:52.590	218.2	33:40.340
18	2	1:33.111	25.795	33.229	34.087	206.5	34:38.457	20	1	1:30.577	30.180	30.686	29.711	154.5	35:10.917
19	2	1:33.691	26.042	33.862	33.787	224.1	36:12.148	21	1	1:22.739	23.704	29.873	29.162	210.9	36:33.656
20	2	1:32.775	26.030	34.079	32.666	228.8	37:44.923	22	1	1:23.161	23.582	29.871	29.708	217.3	37:56.817
21	2	1:31.657	25.369	33.252	33.036	234.3	39:16.580	23	1	1:22.773	23.422	29.954	29.397	237.4	39:19.590
22	2	1:33.576	25.995	33.946	33.635	208.1	40:50.156	24	1	1:23.947	23.508	30.744	29.695	233.8	40:43.537
23	2	1:35.694	27.839	34.269	33.586	201.1	42:25.850	25	1	1:23.536	23.519	30.387	29.630	231.3	42:07.073
24	2	1:31.673	25.197	33.782	32.694	230.3	43:57.523	26	1	1:23.217	23.766	30.371	29.080	225.0	43:30.290
25	2	1:32.239	25.587	33.233	33.419	229.3	45:29.762	27	1	1:22.723	23.442	30.238	29.043	226.4	44:53.013
26	2	1:34.149	26.605	34.506	33.038	225.0	47:03.911	28	1	1:22.164	23.288	29.843	29.033	228.8	46:15.177
27	2	1:30.658	24.933	32.942	32.783	233.8	48:34.569	29	1	1:22.646	23.348	30.335	28.963	246.6	47:37.823
28	2	1:32.335	25.464	33.148	33.723	224.5	50:06.904	30	1	1:23.253	23.708	30.140	29.405	221.8	49:01.076
29	2	1:31.711	25.280	33.734	32.697	220.9	51:38.615	31	1	1:23.002	23.482	29.854	29.666	230.3	50:24.078
30	2	1:32.739	25.297	33.593	33.849	221.8	53:11.354	32	1	1:21.577	23.345	29.434	28.798	238.4	51:45.655
31	2	1:31.272	25.541	32.994	32.737	231.3	54:42.626	33	1	1:22.169	23.156	29.813	29.200	243.2	53:07.824
32	2	1:31.768	25.157	34.224	32.387	209.3	56:14.394	34	1	1:21.332	22.932	29.428	28.972	243.2	54:29.156
33	2	1:33.178	27.762	33.274	32.142	233.8	57:47.572	35	1	1:22.217	23.101	29.794	29.322	249.4	55:51.373
34	2	1:30.371	25.584	32.597	32.190	220.4	59:17.943	36	1	1:21.611	23.066	29.373	29.172	248.8	57:12.984
35	2	1:30.931	25.282	33.247	32.402	229.3	1:00:48.874	37	1	1:21.688	23.023	29.566	29.099	242.7	58:34.672
								38	1	1:21.830	23.147	29.670	29.013	238.9	59:56.502
								39	1	1:21.201	22.957	29.449	28.795	247.1	1:01:17.703

28 Porsche 930 Turbo Gruppe IV 1978
1. Fabio SPIRGI GT2

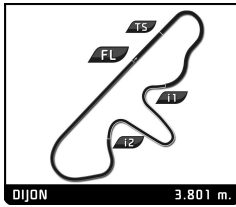
1	1	1:43.318	33.718	34.062	35.538		1:43.318
2	1	1:41.316	26.268	34.042	41.006	206.9	3:24.634
3	1	2:33.325	38.936	45.525	1:08.864	100.8	5:57.959
4	1	2:44.394	37.502	51.921	1:14.971	91.1	8:42.353
5	1	2:50.801	52.169	54.347	1:04.285	80.8	11:33.154
6	1	1:54.369	35.973	43.703	34.693	109.5	13:27.523
7	1	1:33.412	26.743	33.369	33.300	207.3	15:00.935
8	1	1:33.180	26.091	33.505	33.584	216.4	16:34.115
9	1	1:33.498	26.406	33.785	33.307	207.3	18:07.613
10	1	1:33.233	26.139	33.731	33.363	213.0	19:40.846
11	1	1:33.007	26.078	33.549	33.380	214.3	21:13.853
12	1	1:33.317	25.957	33.781	33.579	219.1	22:47.170
13	1	1:32.878	26.022	33.296	33.560	206.9	24:20.048
14	1	4:21.032B	51.613	39.882	2:49.537	222.2	28:41.080

49 TOJ SC303 1978
1. Dominique GUENAT P+2L

1	1	1:28.508	28.291	30.788	29.429		1:28.508
2	1	1:44.318	23.600	30.662	50.056	229.3	3:12.826
3	1	2:32.699	40.759	43.980	1:07.960	113.4	5:45.525
4	1	2:44.211	39.432	50.416	1:14.363	118.0	8:29.736
5	1	2:51.777	49.534	56.084	1:06.159	86.4	11:21.513
6	1	1:52.992	36.454	41.143	35.395	110.3	13:14.505
7	1	1:23.470	24.301	30.029	29.140	223.6	14:37.975
8	1	1:22.996	23.672	30.099	29.225	217.7	16:00.971
9	1	1:22.682	23.615	30.055	29.012	218.6	17:23.653
10	1	1:22.958	23.529	30.243	29.186	223.1	18:46.611
11	1	1:22.844	23.423	30.213	29.208	230.3	20:09.455
12	1	1:22.257	23.142	29.916	29.199	236.3	21:31.712
13	1	1:22.275	23.366	29.825	29.084	225.5	22:53.987
14	1	1:23.668	23.509	30.360	29.799	226.4	24:17.655

50 Lola T286 1976
1. Maxime GUENAT P+2L

1	1	1:25.594	25.949	30.444	29.201		1:25.594
2	1	1:44.021	23.200	31.225	49.596	240.5	3:09.615
3	1	2:30.041	39.599	44.135	1:06.307	103.3	5:39.656
4	1	2:46.300	41.803	50.539	1:13.958	114.5	8:25.956
5	1	2:49.634	49.224	56.676	1:03.734	91.4	11:15.590
6	1	1:58.151	39.151	40.011	38.989	119.7	13:13.741
7	1	1:22.958	23.735	29.880	29.343	231.8	14:36.699
8	1	1:21.405	22.787	29.737	28.881	247.7	15:58.104
9	1	1:21.753	22.869	30.032	28.852	254.7	17:19.857
10	1	1:22.055	23.066	30.059	28.930	243.8	18:41.912
11	1	1:21.545	23.318	29.725	28.502	251.2	20:03.457
12	1	1:20.497	22.420	29.569	28.508	259.0	21:23.954
13	1	1:21.704	22.222	29.662	29.820	260.9	22:45.658
14	1	1:21.444	22.720	29.761	28.963	252.3	24:07.102
15	1	1:20.774	22.511	29.749	28.514	255.3	25:27.876
16	1	1:23.643	24.543	30.210	28.890	229.8	26:51.519
17	1	1:22.574	23.279	30.071	29.224	236.3	28:14.093
18	1	1:23.486	23.272	29.829	30.385	236.3	29:37.579
19	1	1:22.022	22.971	30.350	28.701	236.3	30:59.601
20	1	1:20.726	22.291	29.695	28.740	264.7	32:20.327
21	1	3:41.613B	22.581	29.686	2:49.346	259.6	36:01.940
22	1	1:25.691	27.855	29.535	28.301	173.6	37:27.631
23	1	1:20.566	22.429	29.443	28.694	253.5	38:48.197
24	1	1:20.307	22.249	29.573	28.485	257.8	40:08.504
25	1	1:21.187	22.363	29.288	29.536	259.0	41:29.691
26	1	1:23.332	22.429	31.783	29.120	262.1	42:53.023
27	1	1:20.842	22.442	29.780	28.620	259.0	44:13.865
28	1	1:20.067	22.144	29.568	28.355	266.0	45:33.932
29	1	1:20.632	22.462	29.523	28.647	259.6	46:54.564
30	1	1:20.555	22.338	29.551	28.666	263.4	48:15.119



CLASSIC ENDURANCE RACING 2
GRAND PRIX DE L'AGE D'OR
RACE

Sector Analysis

Personal Best Session Best B Crossing the finish line in pit lane

Lap	D	Time	Sector 1	Sector 2	Sector 3	T. Spd	Elapsed	Lap	D	Time	Sector 1	Sector 2	Sector 3	T. Spd	Elapsed
31	1	1:19.727	22.169	29.277	28.281	262.1	49:34.846	26	1	1:20.925	22.304	29.970	28.651	254.1	42:50.281
32	1	1:20.646	22.435	29.704	28.507	260.9	50:55.492	27	1	1:20.447	22.344	29.603	28.500	248.3	44:10.728
33	1	1:20.656	22.389	29.753	28.514	260.2	52:16.148	28	1	1:20.638	22.512	29.717	28.409	249.4	45:31.366
34	1	1:19.859	22.024	29.536	28.299	266.7	53:36.007	29	1	1:20.657	22.407	29.968	28.282	244.9	46:52.023
35	1	1:20.004	21.916	29.726	28.362	264.7	54:56.011	30	1	1:21.417	23.322	29.732	28.363	241.1	48:13.440
36	1	1:21.672	22.164	30.232	29.276	264.7	56:17.683	31	1	1:20.790	22.449	29.780	28.561	250.0	49:34.230
37	1	1:20.753	22.602	29.647	28.504	257.1	57:38.436	32	1	1:20.687	22.615	29.717	28.355	237.9	50:54.917
38	1	1:20.580	22.274	29.665	28.641	268.0	58:59.016	33	1	1:20.366	22.406	29.845	28.115	252.3	52:15.283
39	1	1:20.219	22.139	29.600	28.480	257.8	1:00:19.235	34	1	1:20.070	22.454	29.473	28.143	248.8	53:35.353

51 De Cadenet LM 1977
1. Alasdair MCCAIG P+2L

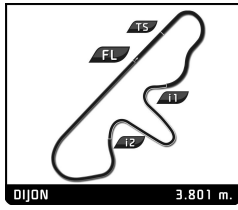
1	1	1:27.684	27.280	31.023	29.381		1:27.684
2	1	1:44.546	23.211	31.579	49.756	249.4	3:12.230
3	1	2:32.208	40.804	43.349	1:08.055	102.3	5:44.438
4	1	2:44.546	39.797	50.577	1:14.172	110.5	8:28.984
5	1	2:51.575	49.450	56.340	1:05.785	82.3	11:20.559
6	1	1:53.809	36.627	40.319	36.863	109.8	13:14.368
7	1	1:24.819	24.678	30.799	29.342	223.6	14:39.187
8	1	1:22.392	23.049	30.007	29.336	246.0	16:01.579
9	1	1:23.403	23.223	30.557	29.623	232.8	17:24.982
10	1	1:22.949	23.007	30.209	29.733	250.6	18:47.931
11	1	1:22.164	22.962	30.178	29.024	243.8	20:10.095
12	1	1:22.495	23.104	30.189	29.202	227.8	21:32.590
13	1	1:22.505	23.024	30.148	29.333	247.1	22:55.095
14	1	1:23.002	23.001	30.356	29.645	249.4	24:18.097
15	1	1:23.940	23.294	30.690	29.956	237.9	25:42.037
16	1	1:24.843	23.963	30.850	30.030	221.8	27:06.880
17	1	1:26.260	24.029	31.204	31.027	216.0	28:33.140

52 TOJ SC304 1976
1. Yves SCEMAMA P+2L

1	1	1:25.890	26.943	30.325	28.622		1:25.890
2	1	1:44.830	23.436	31.347	50.047	213.4	3:10.720
3	1	2:31.552	40.140	43.527	1:07.885	109.0	5:42.272
4	1	2:44.702	40.159	50.918	1:13.625	124.4	8:26.974
5	1	2:50.424	49.399	56.770	1:04.255	84.0	11:17.398
6	1	1:56.608	38.226	40.134	38.248	125.1	13:14.006
7	1	1:23.021	23.981	30.111	28.929	225.0	14:37.027
8	1	1:21.467	23.190	29.707	28.570	227.4	15:58.494
9	1	1:21.777	22.954	30.256	28.567	239.5	17:20.271
10	1	1:21.864	23.144	30.171	28.549	231.3	18:42.135
11	1	1:20.491	22.647	29.492	28.352	250.0	20:02.626
12	1	1:20.305	22.365	29.562	28.378	246.0	21:22.931
13	1	1:22.356	22.318	29.912	30.126	248.8	22:45.287
14	1	1:21.373	22.504	29.832	29.037	242.2	24:06.660
15	1	1:20.713	22.255	29.889	28.569	242.2	25:27.373
16	1	1:23.616	24.746	30.089	28.781	220.9	26:50.989
17	1	1:22.568	23.090	30.315	29.163	219.1	28:13.557
18	1	1:23.720	22.984	30.280	30.456	220.4	29:37.277
19	1	1:21.556	22.684	30.124	28.748	236.3	30:58.833
20	1	1:20.769	22.411	29.655	28.703	241.6	32:19.602
21	1	3:40.028 B	22.706	29.705	2:47.617	240.0	35:59.630
22	1	1:25.885	27.838	29.630	28.417	176.8	37:25.515
23	1	1:20.987	22.850	29.869	28.268	250.0	38:46.502
24	1	1:20.595	22.355	29.764	28.476	247.7	40:07.097
25	1	1:22.259	22.511	29.754	29.994	236.3	41:29.356

54 Porsche 935 1979
1. Dennis BUSCH GT2
2. Marc BUSCH

1	1	1:32.550	30.133	32.282	30.135		1:32.550
2	1	1:43.843	23.629	32.110	48.104	228.8	3:16.393
3	1	2:33.296	40.832	44.642	1:07.822	115.6	5:49.689
4	1	2:45.367	39.854	50.059	1:15.454	97.9	8:35.056
5	1	2:51.306	49.839	55.470	1:05.997	91.4	11:26.362
6	1	1:49.353	35.831	41.874	31.648	106.5	13:15.715
7	1	1:26.726	25.100	31.397	30.229	221.8	14:42.441
8	1	1:24.536	23.985	31.133	29.418	234.8	16:06.977
9	1	1:23.315	23.409	30.196	29.710	237.4	17:30.292
10	1	1:24.150	23.724	30.503	29.923	240.0	18:54.442
11	1	1:23.465	23.652	30.063	29.750	237.9	20:17.907
12	1	1:23.240	23.544	30.186	29.510	235.8	21:41.147
13	1	1:23.705	23.526	30.754	29.425	238.9	23:04.852
14	1	1:23.640	23.708	30.464	29.468	235.3	24:28.492
15	1	1:24.553	24.663	30.451	29.439	242.7	25:53.045
16	1	1:24.032	24.037	30.250	29.745	217.7	27:17.077
17	1	1:24.838	24.289	30.549	30.000	210.9	28:41.915
18	1	1:24.826	23.712	30.026	31.088	232.3	30:06.741
19	1	1:23.435	23.870	30.118	29.447	224.5	31:30.176
20	1	3:51.012 B	23.822	30.273	2:56.917	239.5	35:21.188
21	2	1:30.622	29.657	30.749	30.216	165.4	36:51.810
22	2	1:24.926	24.401	30.682	29.843	213.4	38:16.736
23	2	1:23.509	23.518	30.596	29.395	241.6	39:40.245
24	2	1:24.158	23.911	30.531	29.716	228.8	41:04.403
25	2	1:23.545	23.616	30.341	29.588	238.4	42:27.948
26	2	1:24.024	23.673	30.909	29.442	242.7	43:51.972
27	2	1:26.142	23.631	31.076	31.435	232.8	45:18.114
28	2	1:24.977	24.118	31.190	29.669	230.3	46:43.091
29	2	1:24.859	24.174	31.027	29.658	217.7	48:07.950
30	2	1:25.105	24.324	31.037	29.744	224.1	49:33.055
31	2	1:27.162	25.607	31.127	30.428	217.3	51:00.217
32	2	1:24.737	24.212	30.757	29.768	224.1	52:24.954
33	2	1:25.610	24.483	31.104	30.023	225.0	53:50.564
34	2	1:25.387	24.012	31.212	30.163	237.4	55:15.951
35	2	1:25.053	24.161	31.065	29.827	237.4	56:41.004
36	2	1:27.829	24.277	32.733	30.819	222.7	58:08.833
37	2	1:25.232	24.348	31.060	29.824	220.0	59:34.065
38	2	1:24.412	24.033	30.916	29.463	230.3	1:00:58.477

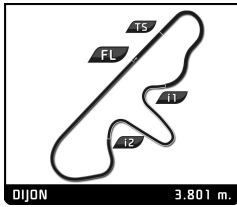


CLASSIC ENDURANCE RACING 2
GRAND PRIX DE L'AGE D'OR
RACE

Sector Analysis

Personal Best Session Best B Crossing the finish line in pit lane

Lap	D	Time	Sector 1	Sector 2	Sector 3	T. Spd	Elapsed	Lap	D	Time	Sector 1	Sector 2	Sector 3	T. Spd	Elapsed
59		BMW M1 Procar 1979					GT2	15	1	4:03.448 B	25.726	32.043	3:05.679	178.5	29:07.866
		1. Sebastian GLASER						16	1	1:35.399	31.653	31.530	32.216	147.9	30:43.265
1	1	1:31.928	29.399	31.591	30.938		1:31.928	17	1	1:27.053	24.050	31.395	31.608	228.8	32:10.318
2	1	1:44.016	23.743	32.050	48.223	238.9	3:15.944	18	1	1:27.618	23.996	31.151	32.471	230.8	33:37.936
3	1	2:33.190	40.790	44.411	1:07.989	118.3	5:49.134	19	1	1:27.007	23.727	31.241	32.039	228.3	35:04.943
4	1	2:45.108	39.526	50.190	1:15.392	101.3	8:34.242	20	1	1:26.805	23.885	31.233	31.687	229.3	36:31.748
5	1	2:51.124	49.696	55.687	1:05.741	96.8	11:25.366	21	1	1:26.576	23.709	31.275	31.592	231.3	37:58.324
6	1	1:50.277	36.213	41.526	32.538	99.8	13:15.643	22	1	1:26.291	23.977	31.232	31.082	231.3	39:24.615
7	1	1:28.602	25.499	32.003	31.100	222.7	14:44.245	23	1	1:27.162	24.164	31.217	31.781	233.3	40:51.777
8	1	1:26.179	23.715	31.196	31.268	240.0	16:10.424	24	1	1:29.087	24.416	31.628	33.043	226.4	42:20.864
9	1	1:26.180	23.923	31.257	31.000	234.3	17:36.604	25	1	1:27.106	24.296	31.291	31.519	225.0	43:47.970
10	1	1:26.069	23.848	31.396	30.825	236.8	19:02.673	26	1	1:27.715	24.364	31.807	31.544	233.8	45:15.685
11	1	1:26.011	23.975	31.161	30.875	237.4	20:28.684	27	1	1:26.947	24.031	31.272	31.644	230.3	46:42.632
12	1	1:27.241	24.334	31.591	31.316	238.4	21:55.925	28	1	1:26.389	23.978	31.004	31.407	229.8	48:09.021
13	1	1:26.844	24.246	31.391	31.207	234.3	23:22.769	29	1	1:26.505	24.086	31.056	31.363	230.8	49:35.526
14	1	1:26.613	24.062	31.310	31.241	236.3	24:49.382	30	1	1:27.761	24.364	31.203	32.194	236.3	51:03.287
15	1	3:46.192 B	25.244	31.500	2:49.448	217.7	28:35.574	31	1	1:26.332	23.789	31.177	31.366	233.3	52:29.619
16	1	1:34.280	31.124	31.561	31.595	150.6	30:09.854	32	1	1:26.468	23.822	31.064	31.582	231.8	53:56.087
17	1	1:27.441	24.135	31.722	31.584	231.8	31:37.295	33	1	1:26.480	23.990	31.191	31.299	230.3	55:22.567
18	1	1:26.915	24.057	31.387	31.471	234.8	33:04.210	34	1	1:26.915	23.877	31.029	32.009	231.3	56:49.482
19	1	1:26.995	24.075	31.813	31.107	233.3	34:31.205	35	1	1:26.375	24.102	30.878	31.395	229.3	58:15.857
20	1	1:26.500	24.172	31.262	31.066	233.3	35:57.705	36	1	1:25.776	23.895	30.632	31.249	231.3	59:41.633
21	1	1:26.318	24.057	31.266	30.995	236.8	37:24.023	37	1	1:25.822	23.710	30.696	31.416	230.8	1:01:07.455
22	1	1:28.387	24.891	32.397	31.099	236.3	38:52.410								
23	1	1:26.768	24.089	31.385	31.294	234.3	40:19.178	85		Lola T292 1973					P-2L
24	1	1:27.466	24.333	31.637	31.496	232.8	41:46.644			1. Tony SINCLAIR					
25	1	1:26.572	23.969	31.486	31.117	236.8	43:13.216	1	1	1:28.664	27.917	30.895	29.852		1:28.664
26	1	1:27.578	23.895	32.147	31.536	237.4	44:40.794	2	1	1:44.669	23.660	30.886	50.123	233.8	3:13.333
27	1	1:25.980	23.817	31.216	30.947	238.9	46:06.774	3	1	2:32.902	40.778	44.279	1:07.845	107.7	5:46.235
28	1	1:25.754	23.705	31.165	30.884	238.9	47:32.528	4	1	2:44.181	39.552	50.381	1:14.248	112.5	8:30.416
29	1	1:26.137	23.768	31.465	30.904	236.8	48:58.665	5	1	2:51.649	49.719	56.265	1:05.665	88.1	11:22.065
30	1	1:25.771	23.691	31.057	31.023	237.9	50:24.436	6	1	1:52.577	36.954	41.049	34.574	105.7	13:14.642
31	1	1:26.330	24.458	31.179	30.693	237.9	51:50.766	7	1	1:25.633	24.834	30.823	29.976	220.0	14:40.275
32	1	1:25.246	23.547	30.980	30.719	240.5	53:16.012	8	1	1:22.937	23.152	30.481	29.304	238.9	16:03.212
33	1	1:25.716	23.622	31.114	30.980	240.0	54:41.728	9	1	1:23.095	23.174	30.416	29.505	240.5	17:26.307
34	1	1:25.596	23.569	31.162	30.865	240.5	56:07.324	10	1	1:23.314	23.319	30.284	29.711	235.3	18:49.621
35	1	1:26.577	23.735	31.338	31.504	240.0	57:33.901	11	1	1:22.507	22.744	30.393	29.370	241.6	20:12.128
36	1	1:27.256	23.881	31.361	32.014	237.4	59:01.157	12	1	1:22.720	22.941	30.421	29.358	238.9	21:34.848
37	1	1:26.535	23.771	31.128	31.636	240.0	1:00:27.692	13	1	1:22.185	22.821	30.096	29.268	238.9	22:57.033
								14	1	1:23.378	22.942	30.262	30.174	237.9	24:20.411
73		Osella PA8 1977					P-2L	88		BMW M1 Procar 1979					GT2
		1. Jean-Michel VILLOT								1. Steven OSBORNE					
1	1	1:36.448	31.834	32.889	31.725		1:36.448			2. Chris WARD					
2	1	1:45.451	24.514	31.940	48.997	229.8	3:21.899	1	1	1:35.371	30.969	32.819	31.583		1:35.371
3	1	2:33.525	39.766	45.092	1:08.667	97.2	5:55.424	2	1	1:44.443	24.721	32.355	47.367	220.4	3:19.814
4	1	2:44.595	37.839	51.298	1:15.458	99.8	8:40.019	3	1	2:33.948	40.442	44.794	1:08.712	92.0	5:53.762
5	1	2:50.772	51.122	54.959	1:04.691	87.5	11:30.791	4	1	2:44.394	38.349	51.094	1:14.951	99.5	8:38.156
6	1	1:52.460	35.926	43.733	32.801	107.8	13:23.251	5	1	2:50.943	51.107	54.983	1:04.853	82.2	11:29.099
7	1	1:28.459	24.986	31.720	31.753	228.8	14:51.710	6	1	1:50.772	35.943	42.959	31.870	113.7	13:19.871
8	1	1:26.670	24.112	30.955	31.603	230.3	16:18.380	7	1	1:27.092	24.871	31.037	31.184	222.2	14:46.963
9	1	1:28.065	24.131	31.980	31.954	230.8	17:46.445	8	1	1:26.992	24.559	31.156	31.277	223.6	16:13.955
10	1	1:27.801	24.104	31.940	31.757	228.8	19:14.246	9	1	1:27.246	24.481	31.095	31.670	224.5	17:41.201
11	1	1:27.722	24.214	31.581	31.927	229.8	20:41.968	10	1	1:27.028	24.601	31.202	31.225	217.3	19:08.229
12	1	1:27.104	24.116	31.541	31.447	230.8	22:09.072	11	1	1:27.360	24.407	30.981	31.972	221.8	20:35.589
13	1	1:27.664	24.418	31.347	31.899	230.8	23:36.736	12	1	1:27.064	24.441	31.083	31.540	227.4	22:02.653
14	1	1:27.682	24.319	31.685	31.678	228.8	25:04.418	13	1	1:27.705	24.729	31.275	31.701	231.8	23:30.358
								14	1	1:27.381	24.700	31.200	31.481	218.2	24:57.739

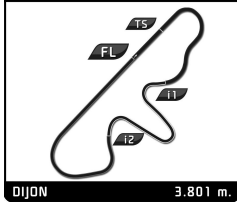


CLASSIC ENDURANCE RACING 2
GRAND PRIX DE L'AGE D'OR
RACE

Sector Analysis

Personal Best Session Best B Crossing the finish line in pit lane

Lap	D	Time	Sector 1	Sector 2	Sector 3	T. Spd	Elapsed	Lap	D	Time	Sector 1	Sector 2	Sector 3	T. Spd	Elapsed														
15	1	1:28.565	25.731	31.006	31.828	179.1	26:26.304	6	1	1:52.917	36.264	43.414	33.239	98.5	13:24.157														
16	1	5:45.521 B	24.617	2:15.142	3:05.762	210.5	32:11.825	7	1	1:28.037	24.976	31.924	31.137	209.3	14:52.194														
17	2	1:35.014	33.146	31.035	30.833	156.7	33:46.839	8	1	1:28.143	24.805	31.899	31.439	218.2	16:20.337														
18	2	1:26.691	24.047	31.316	31.328	228.3	35:13.530	9	1	1:28.324	24.444	31.517	32.363	222.2	17:48.661														
19	2	1:25.212	23.922	30.793	30.497	220.0	36:38.742	10	1	1:27.647	24.822	31.507	31.318	201.5	19:16.308														
20	2	1:26.692	23.720	32.139	30.833	235.8	38:05.434	11	1	1:26.520	24.384	31.195	30.941	228.3	20:42.828														
21	2	1:26.324	23.772	31.581	30.971	230.3	39:31.758	12	1	1:26.235	24.308	31.255	30.672	223.6	22:09.063														
22	2	1:26.602	23.474	31.635	31.493	229.8	40:58.360	13	1	1:27.611	24.809	31.596	31.206	226.9	23:36.674														
23	2	1:25.758	23.620	31.008	31.130	226.4	42:24.118	14	1	1:26.540	23.935	31.613	30.992	240.5	25:03.214														
24	2	1:25.377	23.729	30.900	30.748	229.8	43:49.495	15	1	3:59.654 B	26.454	31.818	3:01.382	186.2	29:02.868														
25	2	1:29.143	23.555	31.957	33.631	231.8	45:18.638	16	1	1:39.291	33.409	32.536	33.346	145.4	30:42.159														
26	2	1:26.056	24.074	31.574	30.408	222.2	46:44.694	17	1	1:26.658	24.215	31.334	31.109	225.0	32:08.817														
27	2	1:25.038	23.642	30.974	30.422	233.8	48:09.732	18	1	1:27.240	24.804	31.435	31.001	223.1	33:36.057														
28	2	1:25.476	23.774	31.120	30.582	233.8	49:35.208	19	1	1:27.074	24.708	31.613	30.753	229.8	35:03.131														
29	2	1:26.177	23.811	31.178	31.188	234.8	51:01.385	20	1	1:27.044	24.468	31.197	31.379	220.9	36:30.175														
30	2	1:25.096	23.672	30.855	30.569	229.8	52:26.481	21	1	1:26.815	24.039	31.497	31.279	231.8	37:56.990														
31	2	1:25.257	23.813	31.077	30.367	224.5	53:51.738	22	1	1:26.244	24.336	31.164	30.744	213.0	39:23.234														
32	2	1:25.584	23.859	31.074	30.651	227.8	55:17.322	23	1	1:26.499	23.871	31.083	31.545	235.3	40:49.733														
33	2	1:26.213	24.036	31.451	30.726	229.3	56:43.535	24	1	1:29.863	25.484	31.883	32.496	222.7	42:19.596														
34	2	1:26.227	24.076	31.208	30.943	221.8	58:09.762	25	1	1:27.769	24.441	31.857	31.471	216.0	43:47.365														
35	2	1:25.955	24.256	31.135	30.564	216.4	59:35.717	26	1	1:31.152	24.660	32.747	33.745	224.5	45:18.517														
36	2	1:25.824	24.017	31.263	30.544	223.6	1:01:01.541	27	1	1:31.716	25.579	33.707	32.430	213.0	46:50.233														
131 Chevron B31 1975 1. Douglas TITFORD P-2L 2. Trevor REEVES								28								1	1:30.351	25.931	32.712	31.708	216.9	48:20.584							
1								2	1:34.321	31.332	31.852	31.137	1:34.321	29								1	1:28.925	25.399	32.143	31.383	210.5	49:49.509	
2								2	1:44.939	24.057	33.659	47.223	235.3	3:19.260	30								1	1:28.957	25.403	31.734	31.820	206.1	51:18.466
3								2	2:33.494	40.300	45.034	1:08.160	97.6	5:52.754	31								1	1:28.909	25.294	31.901	31.714	217.3	52:47.375
4								2	2:45.129	38.868	51.111	1:15.150	95.1	8:37.883	32								1	1:30.195	25.322	32.583	32.290	216.0	54:17.570
5								2	2:50.864	50.509	55.237	1:05.118	94.3	11:28.747	33								1	1:29.447	25.065	32.128	32.254	215.6	55:47.017
6								2	1:50.283	35.731	42.987	31.565	112.4	13:19.030	34								1	1:31.392	25.480	34.005	31.907	213.4	57:18.409
7								2	1:26.381	24.382	30.824	31.175	232.8	14:45.411	35								1	1:29.987	25.378	32.371	32.238	210.5	58:48.396
8								2	1:26.568	24.441	30.919	31.208	233.3	16:11.979	36								1	1:29.386	25.688	32.038	31.660	201.5	1:00:17.782
165 Lola T292 1973 1. Diego FERRAO P-2L 2. Martin STRETTON								37								1	1:32.042	26.750	32.585	32.707	206.5	1:01:49.824							
1								1	1:27.355	27.533	30.056	29.766	1:27.355	223 Lola T292 1973 1. Floris FICK P-2L															
2								1	1:44.076	22.524	31.560	49.992	240.5	3:11.431	1								1	1:33.886	30.610	32.297	30.979	1:33.886	
3								1	2:31.873	40.999	43.175	1:07.699	112.4	5:43.304	2								1	1:44.640	24.174	33.143	47.323	219.1	3:18.526
4								1	2:44.630	39.844	50.913	1:13.873	108.5	8:27.934	3								1	2:33.481	40.404	44.798	1:08.279	103.5	5:52.007
5								1	2:51.535	49.279	56.779	1:05.477	82.9	11:19.469	4								1	2:45.425	39.154	50.748	1:15.523	95.2	8:37.432
6								1	1:54.806	36.791	40.433	37.582	117.1	13:14.275	5								1	2:50.699	50.307	55.020	1:05.372	93.8	11:28.131
7								1	1:25.233	24.883	30.260	30.090	208.9	14:39.508	6								1	1:49.938	35.822	42.782	31.334	110.5	13:18.069
8								1	1:23.307	23.010	30.141	30.156	240.5	16:02.815	7								1	1:26.760	24.649	31.290	30.821	218.2	14:44.829
9								1	1:23.352	22.510	30.198	30.644	242.2	17:26.167	8								1	1:26.500	24.589	31.053	30.858	214.3	16:11.329
10								1	1:22.992	22.873	29.636	30.483	240.0	18:49.159	9								1	1:27.543	24.321	31.965	31.257	234.8	17:38.872
11								1	1:22.237	22.158	30.168	29.911	243.8	20:11.396	10								1	1:27.417	24.659	32.096	30.662	236.3	19:06.289
12								1	1:22.356	22.223	30.296	29.837	244.3	21:33.752	11								1	1:28.568	24.532	32.531	31.505	242.2	20:34.857
13								1	1:48.365 B	22.349	30.382	55.634	241.6	23:22.117	12								1	1:27.331	24.425	31.631	31.275	231.3	22:02.188
188 March 75S 1975 1. Kevin COOKE P-2L								13								1	1:26.699	24.601	31.429	30.669	234.8	23:28.887							
1								1	1:36.392	32.351	32.667	31.374	1:36.392	14								1	1:27.127	24.530	31.810	30.787	233.8	24:56.014	
2								1	1:45.957	25.293	33.257	47.407	213.4	3:22.349	15								1	3:53.248 B	25.343	31.775	2:56.130	214.7	28:49.262
3								1	2:33.701	39.817	45.233	1:08.651	93.9	5:56.050	16								1	1:36.300	31.003	32.175	33.122	153.2	30:25.562
4								1	2:44.635	37.666	51.954	1:15.015	92.9	8:40.685	17								1	1:26.932	24.611	31.711	30.610	211.8	31:52.494
5								1	2:50.555	51.542	54.661	1:04.352	87.7	11:31.240	18								1	1:27.660	24.349	31.669	31.642	236.3	33:20.154
								18								1	1:27.855	25.347	31.891	30.617	237.4	34:48.009							
								19								1	1:27.214	24.753	31.697	30.764	226.9	36:15.223							
								20								1	1:26.476	24.037	31.747	30.692	240.5	37:41.699							
								21								1	1:26.117	24.382	31.288	30.447	235.8	39:07.816							
								22								1	1:27.561	25.030	31.848	30.683	228.3	40:35.377							



CLASSIC ENDURANCE RACING 2 GRAND PRIX DE L'AGE D'OR RACE

Sector Analysis

■ Personal Best
 ■ Session Best
 ■ Crossing the finish line in pit lane

Lap	D	Time	Sector 1	Sector 2	Sector 3	T. Spd	Elapsed	Lap	D	Time	Sector 1	Sector 2	Sector 3	T. Spd	Elapsed
24	1	1:26.214	24.192	31.229	30.793	235.3	42:01.591								
25	1	1:27.172	24.401	31.445	31.326	226.9	43:28.763								
26	1	1:29.050	24.499	31.775	32.776	231.8	44:57.813								
27	1	1:36.746	25.172	41.083	30.491	240.5	46:34.559								
28	1	1:26.644	24.254	31.726	30.664	232.3	48:01.203								
29	1	1:26.559	24.771	31.415	30.373	239.5	49:27.762								
30	1	1:26.141	24.079	31.303	30.759	236.8	50:53.903								
31	1	1:28.257	25.059	31.881	31.317	237.9	52:22.160								
32	1	1:37.921	36.104	31.256	30.561	242.7	54:00.081								
33	1	1:26.476	24.093	31.767	30.616	236.8	55:26.557								
34	1	1:26.893	24.710	31.551	30.632	224.5	56:53.450								
35	1	1:37.079	24.439	41.531	31.109	240.0	58:30.529								
36	1	1:29.057	24.689	33.772	30.596	225.9	59:59.586								
37	1	1:26.042	23.990	31.488	30.564	241.6	1:01:25.628								