

CLASSIC ENDURANCE RACING 2

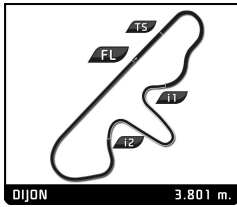
GRAND PRIX DE L'AGE D'OR

PRIVATE PRACTICE

Sector Analysis

■ Personal Best
 ■ Session Best
 ■ Crossing the finish line in pit lane

Lap	D	Time	Sector 1	Sector 2	Sector 3	T. Spd	Elapsed	Lap	D	Time	Sector 1	Sector 2	Sector 3	T. Spd	Elapsed
1 Cheetah G601 1976 1. Beat EGGIMANN P-2L								6	1	1:24.121	24.139	29.921	30.061	220.4	9:19.044
1	1	1:49.079	42.812	34.022	32.245	119.9	1:49.079	7	1	1:23.233	22.957	29.788	30.488	235.3	10:42.277
2	1	1:31.643	26.458	33.369	31.816	181.8	3:20.722	8	1	1:26.900	23.812	32.575	30.513	236.8	12:09.177
3	1	1:25.334	24.289	30.816	30.229	214.7	4:46.056	9	1	4:51.373 B	22.829	30.384	3:58.160	235.3	17:00.550
4	1	1:23.983	23.624	30.609	29.750	235.3	6:10.039	10	1	1:58.350	37.689	39.835	40.826	120.3	18:58.900
5	1	1:25.872	23.592	31.698	30.582	238.4	7:35.911	11	1	2:03.530	51.188	41.133	31.209	77.9	21:02.430
6	1	1:26.257	24.281	30.641	31.335	211.4	9:02.168	12	1	1:29.415	26.237	31.919	31.259	182.1	22:31.845
7	1	1:24.463	23.837	30.558	30.068	221.8	10:26.631	13	1	1:32.552	26.069	33.671	32.812	200.0	24:04.397
8	1	3:24.222 B	23.791	30.216	2:30.215	221.3	13:50.853	14	1	1:32.585	25.766	34.625	32.194	216.9	25:36.982
9	1	1:34.244	30.578	33.227	30.439	161.4	15:25.097	15	1	1:31.044	26.566	32.448	32.030	186.5	27:08.026
10	1	1:25.387	23.567	31.322	30.498	222.2	16:50.484	16	1	1:27.079	24.550	31.366	31.163	219.1	28:35.105
11	1	1:23.116	23.102	30.534	29.480	240.5	18:13.600	17	1	3:39.008 B	25.953	36.315	2:36.740	196.7	32:14.113
12	1	2:07.785	23.096	45.978	58.711	244.3	20:21.385	18	1	1:37.619	34.790	31.866	30.963	129.8	33:51.732
13	1	1:26.136	25.768	30.958	29.410	195.3	21:47.521	19	1	1:24.912	23.476	30.828	30.608	227.8	35:16.644
14	1	1:22.758	22.842	29.951	29.965	248.8	23:10.279	17 Porsche 930 Turbo 3.3 1979 1. Philippe COLANCON GT2							
15	1	1:23.683	23.393	30.819	29.471	237.4	24:33.962	1	1	2:22.674	1:07.375	38.834	36.465	106.6	2:22.674
16	1	1:24.207	23.444	30.957	29.806	239.5	25:58.169	2	1	1:37.874	29.214	35.475	33.185	166.2	4:00.548
17	1	1:25.044	23.659	30.445	30.940	242.2	27:23.213	3	1	1:34.584	27.135	34.375	33.074	195.7	5:35.132
18	1	1:24.990	23.984	30.590	30.416	250.0	28:48.203	4	1	1:33.911	26.991	33.426	33.494	178.8	7:09.043
19	1	2:55.248 B	26.274	33.974	1:55.000	187.8	31:43.451	5	1	1:34.263	26.906	33.484	33.873	192.5	8:43.306
20	1	1:28.669	28.793	30.443	29.433	170.6	33:12.120	6	1	6:49.036 B	29.341	37.075	5:42.620	185.2	15:32.342
21	1	1:22.173	22.823	30.120	29.230	248.8	34:34.293	7	1	1:50.966	38.861	37.330	34.775	102.6	17:23.308
22	1	1:22.348	22.967	30.095	29.286	239.5	35:56.641	8	1	3:20.576 B	27.231	34.476	2:18.869	202.2	20:43.884
23	1	1:25.824	24.525	30.487	30.812	247.1	37:22.465	9	1	1:43.139	34.858	33.808	34.473	134.8	22:27.023
24	1	1:23.489	23.776	30.315	29.398	246.6	38:45.954	10	1	1:32.919	26.288	33.513	33.118	208.5	23:59.942
25	1	1:22.411	22.924	30.031	29.456	252.3	40:08.365	11	1	1:34.961	27.643	33.384	33.934	182.4	25:34.903
26	1	1:21.909	22.969	29.689	29.251	250.0	41:30.274	12	1	1:33.569	26.800	33.180	33.589	185.6	27:08.472
8 BMW M1 Procar 1982 1. Olivier BREITMAYER GT2								13	1	1:37.631	28.178	35.935	33.518	179.7	28:46.103
1	1	3:27.006	2:13.667	38.530	34.809	128.1	3:27.006	14	1	1:33.280	26.626	32.978	33.676	201.9	30:19.383
2	1	1:33.130	26.972	33.496	32.662	199.3	5:00.136	15	1	1:40.625	29.851	36.342	34.432	157.7	32:00.008
3	1	1:27.522	24.597	31.263	31.662	223.1	6:27.658	16	1	5:12.137 B	28.001	34.937	4:09.199	208.5	37:12.145
4	1	1:29.115	25.536	32.566	31.013	191.2	7:56.773	17	1	1:42.045	34.786	34.122	33.137	144.4	38:54.190
5	1	1:27.588	23.891	31.647	32.050	240.0	9:24.361	18	1	1:32.160	26.303	33.222	32.635	194.6	40:26.350
6	1	1:25.380	23.867	30.820	30.693	243.2	10:49.741	19	1	1:31.314	25.998	32.378	32.938	206.1	41:57.664
7	1	1:25.643	23.907	30.816	30.920	247.7	12:15.384	21 Chevron B26 1974 1. John EMBERSON P-2L 2. Nigel GREENSALL							
8	1	3:39.612 B	24.061	31.173	2:44.378	248.8	15:54.996	1	1	13:46.423 B	59.054	41.909	...	96.3	13:46.423
9	1	1:34.737	31.128	31.505	32.104	153.2	17:29.733	2	1	1:37.665	33.052	33.168	31.445	118.7	15:24.088
10	1	1:50.650	23.326	30.771	56.553	246.6	19:20.383	3	1	1:27.200	24.139	32.593	30.468	220.9	16:51.288
11	1	1:53.540	49.735	32.678	31.127	78.3	21:13.923	4	1	2:05.174 B	23.620	31.423	1:10.131	220.9	18:56.462
12	1	1:23.740	23.404	30.279	30.057	247.1	22:37.663	5	1	2:01.639	51.957	39.016	30.666	81.8	20:58.101
13	1	1:38.787	26.331	38.039	34.417	194.6	24:16.450	6	1	1:25.587	24.062	30.817	30.708	201.1	22:23.688
14	1	1:29.122	24.228	33.127	31.767	225.0	25:45.572	7	1	1:26.290	24.757	30.337	31.196	213.0	23:49.978
15	1	1:24.076	23.478	30.446	30.152	244.9	27:09.648	8	1	1:25.200	24.532	30.502	30.166	214.7	25:15.178
16	1	1:25.674	25.280	30.414	29.980	185.9	28:35.322	9	1	1:24.710	24.194	30.254	30.262	224.5	26:39.888
17	1	1:26.131	23.287	32.113	30.731	246.6	30:01.453	10	1	4:52.118 B	23.880	30.540	3:57.698	228.8	31:32.006
10 Osella PA5 1977 1. Roberto TURRIZIANI P-2L 2. Nick PADMORE								11	1	1:34.223	33.441	31.385	29.397	108.8	33:06.229
1	1	2:12.145	59.484	38.785	33.876	98.5	2:12.145	12	1	1:22.299	22.726	29.664	29.909	240.0	34:28.528
2	1	1:28.251	25.708	32.040	30.503	188.8	3:40.396	13	1	1:21.651	22.271	29.922	29.458	250.0	35:50.179
3	1	1:24.967	23.547	30.863	30.557	223.6	5:05.363	14	1	1:21.303	22.789	29.372	29.142	248.3	37:11.482
4	1	1:23.268	23.102	30.035	30.131	228.3	6:28.631	15	1	1:21.185	22.307	29.869	29.009	251.7	38:32.667
5	1	1:26.292	24.843	31.044	30.405	200.4	7:54.923	25 Porsche 935 1981 1. Emmanuel BRIGAND GT2							



CLASSIC ENDURANCE RACING 2

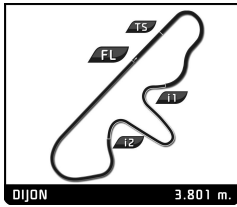
GRAND PRIX DE L'AGE D'OR

PRIVATE PRACTICE

Sector Analysis

■ Personal Best
 ■ Session Best
 ■ Crossing the finish line in pit lane

Lap	D	Time	Sector 1	Sector 2	Sector 3	T. Spd	Elapsed	Lap	D	Time	Sector 1	Sector 2	Sector 3	T. Spd	Elapsed
26 Chevron B36 1976 1. Claude LE JEAN P-2L 2. Lucien ROSSIAUD															
1	2	2:11.564	59.173	38.183	34.208	89.7	2:11.564								
2	2	1:34.315	28.430	33.382	32.503	213.0	3:45.879								
3	2	1:31.955	26.152	33.083	32.720	241.6	5:17.834								
4	2	3:12.545 B	25.450	34.075	2:13.020	231.8	8:30.379								
5	2	1:40.543	35.260	33.339	31.944	141.0	10:10.922								
6	2	1:32.183	25.975	33.570	32.638	220.0	11:43.105								
7	2	1:30.103	25.285	32.579	32.239	237.4	13:13.208								
8	2	4:11.985 B	25.553	33.612	3:12.820	234.3	17:25.193								
9	1	2:20.275	37.309	36.087	1:06.879	126.2	19:45.468								
10	1	1:51.271	40.773	35.650	34.848	82.9	21:36.739								
11	1	1:36.379	26.757	33.770	35.852	226.4	23:13.118								
12	1	1:34.028	26.660	33.752	33.616	213.4	24:47.146								
13	1	1:36.101	26.556	35.181	34.364	229.8	26:23.247								
14	1	1:36.098	27.556	34.493	34.049	214.3	27:59.345								
15	1	1:34.741	27.182	33.523	34.036	187.2	29:34.086								
16	1	1:41.482	29.042	37.994	34.446	172.8	31:15.568								
17	1	4:30.132 B	29.973	37.308	3:22.851	183.7	35:45.700								
18	1	1:47.895	39.096	34.890	33.909	112.0	37:33.595								
19	1	1:34.699	26.760	34.409	33.530	206.9	39:08.294								
20	1	1:33.933	27.462	33.694	32.777	204.2	40:42.227								
30 Porsche 935 1976 1. Eric ZUCCATTI GT2															
1	1	2:31.753	1:13.450	41.029	37.274	102.1	2:31.753								
2	1	1:44.945	30.112	38.011	36.822	160.5	4:16.698								
3	1	1:41.210	29.439	36.036	35.735	176.8	5:57.908								
4	1	1:32.704	27.196	33.144	32.364	191.2	7:30.612								
5	1	1:31.059	25.870	32.811	32.378	205.3	9:01.671								
6	1	3:31.633 B	26.993	32.614	2:32.026	198.9	12:33.304								
7	1	1:40.273	34.412	33.568	32.293	142.5	14:13.577								
8	1	1:29.947	25.532	32.564	31.851	216.4	15:43.524								
42 Chevron B36 1979 1. Philipp BRUEHWILER P-2L															
1	1	2:38.338	1:23.024	38.336	36.978	107.5	2:38.338								
2	1	1:39.923	29.338	37.709	32.876	162.9	4:18.261								
3	1	1:32.244	27.091	32.929	32.224	192.5	5:50.505								
4	1	1:25.350	23.793	31.340	30.217	238.4	7:15.855								
5	1	1:25.304	23.105	31.295	30.904	247.1	8:41.159								
6	1	1:24.397	23.451	31.129	29.817	247.7	10:05.556								
7	1	1:24.178	23.255	30.885	30.038	236.3	11:29.734								
8	1	5:01.138 B	28.207	36.006	3:56.925	221.3	16:30.872								
9	1	1:38.024	30.884	33.502	33.638	152.1	18:08.896								
10	1	3:26.032 B	23.622	44.936	2:17.474	243.8	21:34.928								
11	1	1:34.829	30.282	32.543	32.004	156.7	23:09.757								
12	1	1:24.267	23.533	30.945	29.789	237.9	24:34.024								
13	1	1:24.127	23.039	31.102	29.986	242.2	25:58.151								
14	1	1:25.018	23.195	30.750	31.073	246.0	27:23.169								
15	1	1:24.704	23.513	30.916	30.275	246.6	28:47.873								
16	1	5:32.294 B	27.230	34.569	4:30.495	243.8	34:20.167								
17	1	1:31.180	28.646	31.754	30.780	161.4	35:51.347								
18	1	1:23.822	23.211	30.787	29.824	247.7	37:15.169								
19	1	1:23.083	22.663	30.406	30.014	246.6	38:38.252								
51 De Cadenet LM 1977 1. Alasdair MCCAIG P+2L															
1	1	2:05.860	54.042	35.799	36.019	92.0	2:05.860								
2	1	1:30.049	26.610	32.163	31.276	191.8	3:35.909								
3	1	1:30.986	25.225	34.958	30.803	194.9	5:06.895								
4	1	4:32.921 B	23.426	31.035	3:38.460	228.8	9:39.816								
5	1	1:33.402	32.174	31.325	29.903	154.7	11:13.218								
6	1	1:24.352	23.204	31.008	30.140	236.8	12:37.570								
7	1	1:24.266	23.604	30.881	29.781	243.8	14:01.836								
8	1	1:27.068	23.891	31.328	31.849	211.8	15:28.904								
9	1	1:27.842	25.152	32.389	30.301	202.6	16:56.746								
10	1	1:24.874	23.876	31.384	29.614	234.8	18:21.620								
11	1	12:57.961 B	28.968	43.521	...	213.9	31:19.581								
12	1	1:34.514	32.843	31.288	30.383	149.0	32:54.095								
13	1	1:23.678	23.614	30.720	29.344	226.9	34:17.773								
14	1	1:25.385	23.880	30.742	30.763	225.9	35:43.158								
15	1	1:22.713	23.583	30.265	28.865	218.2	37:05.871								
16	1	1:25.181	24.047	31.584	29.550	224.1	38:31.052								
17	1	1:23.255	23.322	30.744	29.189	222.7	39:54.307								
18	1	1:24.536	23.482	30.749	30.305	212.6	41:18.843								
52 TOJ SC304 1976 1. Yves SCEMAMA P+2L															



CLASSIC ENDURANCE RACING 2
GRAND PRIX DE L'AGE D'OR
PRIVATE PRACTICE

Sector Analysis

Personal Best Session Best B Crossing the finish line in pit lane

Lap	D	Time	Sector 1	Sector 2	Sector 3	T. Spd	Elapsed
1	1	2:24.888	1:15.610	36.785	32.493	123.4	2:24.888
2	1	1:31.624	28.099	32.879	30.646	193.9	3:56.512
3	1	1:23.938	24.473	30.814	28.651	200.7	5:20.450
4	1	1:24.219	24.085	31.110	29.024	218.2	6:44.669
5	1	1:21.442	22.727	30.145	28.570	241.1	8:06.111
6	1	1:21.293	22.664	30.080	28.549	232.8	9:27.404
7	1	7:22.170 B	22.523	30.038	6:29.609	244.9	16:49.574
8	1	1:35.566	32.546	33.221	29.799	153.6	18:25.140
9	1	1:56.256	26.739	43.289	46.228	251.2	20:21.396
10	1	1:24.329	25.269	30.600	28.460	210.1	21:45.725
11	1	1:23.158	23.315	30.025	29.818	206.9	23:08.883
12	1	1:21.923	22.914	30.420	28.589	228.8	24:30.806
13	1	1:20.766	22.357	30.063	28.346	246.0	25:51.572
14	1	1:22.119	22.729	30.507	28.883	240.0	27:13.691
15	1	1:22.907	23.762	30.613	28.532	218.6	28:36.598

54 Porsche 935 1979
1. Dennis BUSCH
2. Marc BUSCH
GT2

1	2	2:47.868	1:29.876	40.099	37.893	112.0	2:47.868
2	2	1:37.744	30.430	35.423	31.891	183.7	4:25.612
3	2	1:28.456	25.508	31.827	31.121	216.4	5:54.068
4	2	3:28.980 B	26.394	31.938	2:30.648	198.5	9:23.048
5	2	1:38.617	32.610	32.503	33.504	147.1	11:01.665
6	2	1:25.325	24.304	31.012	30.009	234.8	12:26.990
7	2	1:24.118	23.748	30.486	29.884	242.7	13:51.108

59 BMW M1 Procar 1979
1. Sebastian GLASER
GT2

1	1	5:50.976	4:38.761	37.185	35.030	106.8	5:50.976
2	1	1:28.768	25.113	32.278	31.377	204.9	7:19.744
3	1	1:26.066	24.214	31.366	30.486	221.3	8:45.810
4	1	1:25.168	23.702	30.904	30.562	230.8	10:10.978
5	1	1:25.541	24.135	30.912	30.494	248.8	11:36.519
6	1	1:25.669	23.707	30.736	31.226	227.8	13:02.188
7	1	1:25.102	23.696	30.676	30.730	241.6	14:27.290
8	1	5:24.425 B	25.059	32.315	4:27.051	199.6	19:51.715
9	1	1:41.184	38.212	31.887	31.085	117.4	21:32.899
10	1	1:25.578	23.674	30.872	31.032	238.9	22:58.477
11	1	1:24.794	23.520	30.895	30.379	242.2	24:23.271
12	1	1:24.462	23.271	30.710	30.481	246.6	25:47.733
13	1	1:27.152	24.056	32.345	30.751	241.6	27:14.885

83 Aston Martin DBS V8 RHAM/1 1977
1. Paul CHASE-GARDENER
2. Chris WARD
GT2

1	1	2:22.183	1:03.801	39.860	38.522	93.5	2:22.183
2	1	1:44.359	30.726	36.818	36.815	177.3	4:06.542
3	1	1:47.223	31.553	37.451	38.219	161.2	5:53.765
4	1	1:43.803	29.376	36.722	37.705	167.7	7:37.568
5	1	5:02.092 B	30.876	37.950	3:53.266	178.2	12:39.660
6	1	1:50.657	36.213	37.910	36.534	135.3	14:30.317
7	1	1:39.541	28.607	35.971	34.963	181.2	16:09.858
8	1	1:37.754	28.143	34.982	34.629	183.4	17:47.612
9	1	3:28.356 B	28.085	37.678	2:22.593	186.9	21:15.968
10	1	1:45.667	34.371	36.117	35.179	141.7	23:01.635
11	1	1:41.470	28.513	37.745	35.212	196.0	24:43.105
12	1	1:37.597	28.225	34.838	34.534	177.9	26:20.702
13	1	1:36.614	28.300	34.183	34.131	175.9	27:57.316

Lap	D	Time	Sector 1	Sector 2	Sector 3	T. Spd	Elapsed
14	1	1:37.296	27.617	34.380	35.299	184.9	29:34.612
15	1	1:39.361	29.222	35.524	34.615	161.2	31:13.973
16	1	1:40.362	30.581	34.814	34.967	180.0	32:54.335
17	1	1:39.164	28.181	36.459	34.524	174.2	34:33.499
18	1	1:42.709	29.072	36.651	36.986	194.2	36:16.208
19	1	1:39.767	28.855	35.605	35.307	181.8	37:55.975
20	1	1:35.416	27.727	34.102	33.587	188.8	39:31.391

85 Lola T292 1973
1. Tony SINCLAIR
P-2L

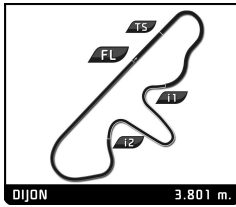
1	1	2:11.365	1:00.919	36.750	33.696	110.3	2:11.365
2	1	1:27.467	25.414	32.022	30.031	224.1	3:38.832
3	1	1:25.322	23.643	31.939	29.740	218.2	5:04.154
4	1	1:23.519	23.460	30.622	29.437	235.3	6:27.673
5	1	6:22.115 B	23.264	31.171	5:27.680	233.3	12:49.788
6	1	1:36.291	31.955	33.017	31.319	154.9	14:26.079
7	1	1:25.153	24.620	30.737	29.796	204.9	15:51.232
8	1	1:24.128	23.181	31.140	29.807	235.8	17:15.360
9	1	1:41.730	23.460	36.910	41.360	237.4	18:57.090
10	1	2:03.404	49.535	43.776	30.093	80.9	21:00.494
11	1	6:20.508 B	23.298	31.408	5:25.802	227.4	27:21.002
12	1	1:36.314	33.879	31.813	30.622	144.4	28:57.316

88 BMW M1 Procar 1979
1. Steven OSBORNE
GT2

1	1	1:47.883	40.699	33.543	33.641	121.8	1:47.883
2	1	1:33.643	26.904	33.324	33.415	189.8	3:21.526
3	1	1:31.050	25.838	32.413	32.799	210.1	4:52.576
4	1	1:30.786	25.795	32.385	32.606	208.9	6:23.362
5	1	1:30.134	25.544	32.219	32.371	224.5	7:53.496
6	1	7:22.166 B	25.933	32.597	6:23.636	212.6	15:15.662
7	1	1:36.028	31.327	32.122	32.579	147.9	16:51.690
8	1	3:59.746 B	25.980	33.159	3:00.607	214.3	20:51.436
9	1	1:44.222	35.184	36.555	32.483	132.4	22:35.658
10	1	1:29.095	24.943	32.166	31.986	217.3	24:04.753
11	1	5:10.283 B	25.452	32.672	4:12.159	214.3	29:15.036
12	1	1:35.442	31.125	32.553	31.764	147.7	30:50.478
13	1	1:35.533	31.469	32.198	31.866	111.0	32:26.011
14	1	1:27.735	24.390	32.104	31.241	220.9	33:53.746

131 Chevron B31 1975
1. Douglas TITFORD
2. Trevor REEVES
P-2L

1	2	2:11.146	59.874	36.330	34.942	104.9	2:11.146
2	2	4:10.487 B	26.369	32.305	3:11.813	205.7	6:21.633
3	2	1:37.041	33.160	32.245	31.636	155.4	7:58.674
4	2	1:28.931	25.243	31.580	32.108	218.2	9:27.605
5	2	3:58.675 B	25.254	32.323	3:01.098	222.7	13:26.280
6	2	1:36.769	32.742	32.386	31.641	148.4	15:03.049
7	2	1:29.278	24.983	32.446	31.849	227.4	16:32.327
8	2	1:30.133	25.244	32.935	31.954	227.4	18:02.460
9	2	7:25.341 B	25.079	41.685	6:18.577	223.1	25:27.801
10	1	1:57.660	40.523	38.835	38.302	108.1	27:25.461
11	1	1:42.568	29.554	36.558	36.456	211.4	29:08.029
12	1	1:41.627	29.118	36.315	36.194	199.6	30:49.656
13	1	1:44.706	33.675	35.764	35.267	127.1	32:34.362
14	1	1:39.635	27.930	36.618	35.087	195.3	34:13.997
15	1	1:39.250	27.987	35.229	36.034	216.9	35:53.247



CLASSIC ENDURANCE RACING 2
GRAND PRIX DE L'AGE D'OR
PRIVATE PRACTICE

Sector Analysis

Personal Best Session Best B Crossing the finish line in pit lane

Lap	D	Time	Sector 1	Sector 2	Sector 3	T. Spd	Elapsed
16	1	1:38.842	28.990	34.637	35.215	159.1	37:32.089
17	1	1:38.069	27.874	36.201	33.994	219.1	39:10.158
18	1	1:34.604	27.264	33.763	33.577	193.9	40:44.762

147 De Tomaso Pantera Gr. IV 1975
1. Paul SURAND
2. Stéphane LEMERET
GT2

1	1	2:19.451	1:01.211	40.463	37.777	95.7	2:19.451
2	1	1:41.245	28.477	37.002	35.766	188.2	4:00.696
3	1	6:26.282 B	28.506	36.138	5:21.638	190.1	10:26.978
4	1	1:45.262	34.599	35.329	35.334	126.8	12:12.240
5	1	1:38.600	28.093	35.207	35.300	191.8	13:50.840
6	1	1:39.636	28.239	35.617	35.780	177.3	15:30.476
7	1	1:37.385	28.299	34.827	34.259	179.7	17:07.861
8	1	1:38.770	27.540	34.744	36.486	186.2	18:46.631
9	1	1:57.198	38.570	43.210	35.418	127.2	20:43.829
10	1	1:38.858	28.040	35.030	35.788	192.5	22:22.687
11	1	1:36.323	27.598	34.602	34.123	208.1	23:59.010
12	1	1:36.499	26.881	34.572	35.046	206.5	25:35.509
13	1	1:36.877	27.383	35.147	34.347	196.7	27:12.386
14	1	1:37.326	27.941	34.699	34.686	206.1	28:49.712
15	1	3:37.172 B	26.776	34.730	2:35.666	214.7	32:26.884
16	1	1:43.177	34.194	34.575	34.408	133.3	34:10.061
17	1	1:36.845	27.641	34.233	34.971	205.7	35:46.906
18	1	1:36.582	27.291	34.485	34.806	211.8	37:23.488
19	1	1:36.034	26.631	34.967	34.436	215.1	38:59.522
20	1	1:34.481	26.672	33.953	33.856	213.0	40:34.003

165 Lola T292 1973
1. Diogo FERRAO
2. Martin STREITON
P-2L

1	1	2:45.396	1:33.528	38.480	33.388	91.2	2:45.396
2	1	1:30.904	25.433	32.242	33.229	185.9	4:16.300
3	1	1:26.309	24.122	31.967	30.220	213.0	5:42.609
4	1	1:24.134	23.614	30.418	30.102	217.7	7:06.743
5	1	1:22.720	22.903	30.212	29.605	240.5	8:29.463
6	1	1:22.288	22.481	30.351	29.456	243.8	9:51.751
7	1	1:22.764	22.690	30.280	29.794	243.8	11:14.515
8	1	5:26.014 B	22.612	30.611	4:32.791	242.7	16:40.529
9	1	1:31.826	31.880	30.498	29.448	140.3	18:12.355
10	1	2:07.324	22.488	46.869	57.967	247.1	20:19.679
11	1	1:25.553	25.850	30.223	29.480	210.1	21:45.232
12	1	1:22.629	22.269	30.374	29.986	247.1	23:07.861
13	1	1:23.344	23.018	30.494	29.832	246.6	24:31.205
14	1	1:22.100	22.695	29.794	29.611	246.6	25:53.305
15	1	4:08.585 B	22.485	33.302	3:12.798	247.7	30:01.890
16	1	1:38.048	35.326	32.014	30.708	123.6	31:39.938
17	1	1:23.593	23.425	30.129	30.039	230.8	33:03.531
18	1	1:22.741	22.539	30.564	29.638	244.9	34:26.272
19	1	1:23.062	22.767	30.202	30.093	247.1	35:49.334
20	1	1:22.058	22.752	29.927	29.379	246.0	37:11.392
21	1	1:22.127	22.788	30.012	29.327	247.1	38:33.519
22	1	1:31.017	25.652	34.030	31.335	226.9	40:04.536
23	1	1:21.358	22.352	29.604	29.402	244.9	41:25.894

188 March 75S 1975
1. Kevin COOKE
P-2L

1	1	2:35.361	1:19.599	39.355	36.407	114.2	2:35.361
2	1	1:41.830	28.611	36.435	36.784	180.6	4:17.191

Lap	D	Time	Sector 1	Sector 2	Sector 3	T. Spd	Elapsed
3	1	1:41.345	29.583	35.785	35.977	188.8	5:58.536
4	1	1:36.940	27.613	34.306	35.021	174.8	7:35.476
5	1	1:34.674	27.627	33.945	33.102	182.4	9:10.150
6	1	4:45.856 B	27.550	34.063	3:44.243	166.4	13:56.006
7	1	1:43.769	36.803	34.043	32.923	116.5	15:39.775
8	1	1:32.698	26.941	33.875	31.882	187.2	17:12.473
9	1	1:34.930	25.907	34.583	34.440	210.5	18:47.403
10	1	1:57.464	40.821	44.222	32.421	117.8	20:44.867
11	1	1:34.444	27.369	34.772	32.303	185.2	22:19.311
12	1	1:30.672	24.992	33.133	32.547	218.6	23:49.983
13	1	1:27.333	25.358	31.034	30.941	207.3	25:17.316
14	1	1:27.524	24.876	31.238	31.410	208.5	26:44.840
15	1	5:14.404 B	25.950	32.667	4:15.787	205.3	31:59.244
16	1	1:41.232	34.719	32.716	33.797	130.1	33:40.476
17	1	1:33.228	29.496	32.113	31.619	147.5	35:13.704

223 Lola T292 1973
1. Floris FICK
P-2L

1	1	2:37.107	1:17.721	39.957	39.429	111.1	2:37.107
2	1	1:40.280	31.757	35.481	33.042	178.2	4:17.387
3	1	1:34.662	27.436	34.260	32.966	180.0	5:52.049
4	1	1:29.783	25.503	32.826	31.454	195.7	7:21.832
5	1	1:30.632	25.049	32.304	33.279	225.5	8:52.464
6	1	3:51.864 B	25.725	33.293	2:52.846	210.5	12:44.328
7	1	1:41.265	34.157	33.984	33.124	144.8	14:25.593
8	1	1:29.209	25.797	32.257	31.155	210.9	15:54.802
9	1	1:28.854	25.064	32.279	31.511	236.8	17:23.656
10	1	1:39.716	25.320	31.915	42.481	221.3	19:03.372
11	1	2:00.704	48.505	40.540	31.659	90.1	21:04.076
12	1	1:28.416	25.225	32.293	30.898	214.7	22:32.492
13	1	1:28.166	25.654	31.740	30.772	213.4	24:00.658
14	1	1:27.563	25.444	31.393	30.726	210.9	25:28.221
15	1	1:28.987	25.280	32.601	31.106	225.5	26:57.208
16	1	1:28.683	24.539	31.668	32.476	245.5	28:25.891
17	1	4:04.030 B	30.081	38.324	2:55.625	184.9	32:29.921
18	1	1:39.684	33.034	33.981	32.669	142.3	34:09.605
19	1	1:27.888	24.774	31.547	31.567	232.3	35:37.493
20	1	1:27.339	24.850	31.485	31.004	243.2	37:04.832
21	1	1:32.763	24.709	35.386	32.668	243.2	38:37.595
22	1	1:36.157	28.311	33.094	34.752	240.0	40:13.752
23	1	1:32.832	27.882	32.870	32.080	184.0	41:46.584
24	1	1:32.721	25.497	31.220	36.004	241.6	43:19.305

934 Porsche 934/5 1976
1. Mr STEEL
2. Michael LYONS
GT2

1	2	2:10.141	57.260	38.404	34.477	92.7	2:10.141
2	2	1:44.175	30.747	37.443	35.985	170.6	3:54.316
3	2	10:46.908 B	29.685	38.846	9:38.377	159.3	14:41.224
4	2	3:18.350 B	34.741	37.220	2:06.389	141.0	17:59.574
5	2	2:17.366	31.954	44.817	1:00.595	153.0	20:16.940
6	2	17:32.538 B	30.081	38.336	...	149.6	37:49.478
7	2	1:50.865	35.749	35.784	39.332	135.8	39:40.343