

CLASSIC ENDURANCE RACING 1

GRAND PRIX DE L'AGE D'OR

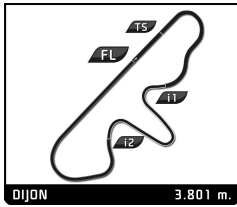
QUALIFYING

Sector Analysis

■ Personal Best
 ■ Session Best
 ■ Crossing the finish line in pit lane

Lap	D	Time	Sector 1	Sector 2	Sector 3	T. Spd	Elapsed	Lap	D	Time	Sector 1	Sector 2	Sector 3	T. Spd	Elapsed
2 Lola T210 1970 1. Frank JACOB P-2L															
1	1	1:54.029	46.240	35.015	32.774	131.7	1:54.029	1	1	2:34.658	1:22.046	37.324	35.288	139.9	2:34.658
2	1	1:32.267	27.055	33.171	32.041	203.4	3:26.296	2	1	1:32.088	28.348	32.599	31.141	172.8	4:06.746
3	1	1:33.069	25.844	34.923	32.302	220.4	4:59.365	3	1	1:28.739	25.534	32.364	30.841	208.5	5:35.485
4	1	1:30.015	24.811	33.085	32.119	237.4	6:29.380	4	1	3:30.466 B	24.319	31.020	2:35.127	240.0	9:05.951
5	1	1:29.576	25.502	32.224	31.850	221.8	7:58.956	5	1	1:36.832	33.488	32.841	30.503	163.1	10:42.783
6	1	1:28.640	24.536	32.607	31.497	221.8	9:27.596	6	1	1:25.417	24.273	30.851	30.293	239.5	12:08.200
7	1	1:27.814	24.106	31.906	31.802	236.8	10:55.410	7	1	1:25.890	24.651	31.055	30.184	232.3	13:34.090
8	1	4:01.648 B	24.025	35.008	3:02.615	240.0	14:57.058	8	1	1:26.316	24.056	31.779	30.481	213.0	15:00.406
9	1	1:41.434	35.452	33.973	32.009	128.4	16:38.492	9	1	7:49.672 B	25.621	32.885	6:51.166	210.1	22:50.078
10	1	1:29.285	24.860	32.397	32.028	229.3	18:07.777	10	1	1:38.659	35.742	32.111	30.806	118.4	24:28.737
11	1	1:28.489	24.622	31.733	32.134	236.3	19:36.266	11	1	1:26.193	23.723	31.959	30.511	240.0	25:54.930
12	1	1:28.150	25.060	31.572	31.518	207.7	21:04.416	12	1	1:28.644	25.383	31.827	31.434	221.8	27:23.574
13	1	1:27.515	24.350	31.746	31.419	241.1	22:31.931	13	1	1:27.170	25.174	30.998	30.998	216.9	28:50.744
14	1	1:37.946	25.507	37.688	34.751	238.4	24:09.877	14	1	6:38.660 B	31.822	34.014	5:32.824	156.1	35:29.404
15	1	1:49.409	32.891	44.055	32.463	194.6	25:59.286	15	1	1:34.293	31.547	32.688	30.058	162.4	37:03.697
16	1	1:44.715	26.193	46.786	31.736	237.9	27:44.001	16	1	1:24.781	23.932	30.896	29.953	243.2	38:28.478
17	1	1:28.946	23.845	31.929	33.172	242.2	29:12.947	17	1	1:25.858	23.543	31.356	30.959	240.0	39:54.336
18	1	4:18.750 B	25.474	35.685	3:17.591	237.9	33:31.697	18	1	1:25.761	23.836	31.761	30.164	225.9	41:20.097
19	1	1:37.291	31.844	33.245	32.202	130.1	35:08.988								
20	1	1:26.486	24.009	31.358	31.119	237.4	36:35.474								
21	1	1:30.283	23.936	35.312	31.035	240.0	38:05.757								
22	1	1:31.000	25.606	34.398	30.996	243.2	39:36.757								
23	1	1:27.086	23.847	31.612	31.627	234.8	41:03.843								
24	1	4:14.457 B	24.922	39.989	3:09.546	214.3	45:18.300								
25	1	1:49.714	39.396	38.522	31.796	116.1	47:08.014								
26	1	1:27.481	23.777	31.435	32.269	237.9	48:35.495								
27	1	1:27.346	24.404	31.931	31.011	240.0	50:02.841								
28	1	1:36.062	27.774	36.486	31.802	211.8	51:38.903								
4 Porsche 908/03 1971 1. Henrique GEMPERLE P+2L 2. Marc de SIEBENTHAL															
1	2	2:18.530	1:10.045	35.295	33.190	112.1	2:18.530								
2	2	1:26.512	25.084	30.435	30.993	190.8	3:45.042								
3	2	1:22.232	23.145	30.280	28.807	234.3	5:07.274								
4	2	1:24.313	23.866	31.207	29.240	209.3	6:31.587								
5	2	1:22.683	23.527	29.839	29.317	251.7	7:54.270								
6	2	1:22.919	23.989	29.874	29.056	230.3	9:17.189								
7	2	1:22.357	23.311	29.629	29.417	232.8	10:39.546								
8	2	1:21.355	22.495	29.788	29.072	250.6	12:00.901								
9	2	1:21.560	22.349	29.820	29.391	254.1	13:22.461								
10	2	3:51.161 B	25.194	33.111	2:52.856	237.9	17:13.622								
11	1	1:34.141	31.355	32.338	30.448	132.2	18:47.763								
12	1	1:26.080	23.528	31.252	31.300	240.5	20:13.843								
13	1	1:26.088	24.110	31.978	30.000	229.8	21:39.931								
14	1	1:25.635	23.903	31.325	30.407	220.0	23:05.566								
15	1	1:24.476	23.693	30.889	29.894	243.8	24:30.042								
16	1	14:24.288 B	24.419	32.671	...	214.7	38:54.330								
17	1	1:35.090	33.391	31.551	30.148	123.3	40:29.420								
18	1	4:08.345 B	28.225	36.023	3:04.097	173.4	44:37.765								
19	1	1:32.193	31.381	30.931	29.881	145.0	46:09.958								
20	1	1:21.537	22.801	29.639	29.097	248.8	47:31.495								
21	1	1:21.138	22.652	29.638	28.848	243.2	48:52.633								
7 Lola T70 Mk.3B 1969 1. Toni SEILER P+2L															
1	1	2:34.658	1:22.046	37.324	35.288	139.9	2:34.658								
2	1	1:32.088	28.348	32.599	31.141	172.8	4:06.746								
3	1	1:28.739	25.534	32.364	30.841	208.5	5:35.485								
4	1	3:30.466 B	24.319	31.020	2:35.127	240.0	9:05.951								
5	1	1:36.832	33.488	32.841	30.503	163.1	10:42.783								
6	1	1:25.417	24.273	30.851	30.293	239.5	12:08.200								
7	1	1:25.890	24.651	31.055	30.184	232.3	13:34.090								
8	1	1:26.316	24.056	31.779	30.481	213.0	15:00.406								
9	1	7:49.672 B	25.621	32.885	6:51.166	210.1	22:50.078								
10	1	1:38.659	35.742	32.111	30.806	118.4	24:28.737								
11	1	1:26.193	23.723	31.959	30.511	240.0	25:54.930								
12	1	1:28.644	25.383	31.827	31.434	221.8	27:23.574								
13	1	1:27.170	25.174	30.998	30.998	216.9	28:50.744								
14	1	6:38.660 B	31.822	34.014	5:32.824	156.1	35:29.404								
15	1	1:34.293	31.547	32.688	30.058	162.4	37:03.697								
16	1	1:24.781	23.932	30.896	29.953	243.2	38:28.478								
17	1	1:25.858	23.543	31.356	30.959	240.0	39:54.336								
18	1	1:25.761	23.836	31.761	30.164	225.9	41:20.097								
8 Chevron B21 1972 1. Romain BELLETESTE P-2L															
1	1	7:41.250 B	2:35.825	44.001	4:21.424	124.9	7:41.250								
2	1	1:57.049	38.561	39.315	39.173	137.9	9:38.299								
3	1	7:39.825 B	27.906	33.597	6:38.322	179.4	17:18.124								
4	1	1:41.104	34.311	34.104	32.689	136.4	18:59.228								
5	1	1:32.126	26.703	32.724	32.699	187.8	20:31.354								
6	1	1:31.719	26.305	33.284	32.130	214.3	22:03.073								
7	1	1:30.084	25.582	32.699	31.803	217.3	23:33.157								
8	1	1:28.626	24.834	32.148	31.644	227.8	25:01.783								
9	1	1:28.930	24.569	31.964	32.397	228.8	26:30.713								
10	1	2:45.597 B	26.727	32.924	1:45.946	183.1	29:16.310								
11	1	4:30.492 B	39.504	46.228	3:04.760	91.1	33:46.802								
12	1	1:37.912	33.839	32.535	31.538	118.9	35:24.714								
13	1	1:28.888	25.105	32.434	31.349	214.7	36:53.602								
14	1	1:28.009	25.076	31.793	31.140	216.4	38:21.611								
15	1	1:29.609	25.827	32.567	31.215	209.3	39:51.220								
16	1	1:31.581	24.779	35.227	31.575	224.5	41:22.801								
17	1	4:13.377 B	30.541	41.949	3:00.887	203.8	45:36.178								
18	1	1:38.046	32.613	33.760	31.673	142.9	47:14.224								
19	1	1:30.356	26.862	31.976	31.518	205.3	48:44.580								
20	1	1:34.533	26.791	33.360	34.382	187.8	50:19.113								
21	1	1:30.544	26.497	32.527	31.520	187.5	51:49.657								
10 Chevron B16 1971 1. Franco MEINERS P-2L															
1	1	2:05.133	51.906	39.802	33.425	106.1	2:05.133								
2	1	1:40.159	26.551	39.174	34.434	211.8	3:45.292								
3	1	1:27.308	24.472	31.950	30.886	211.4	5:12.600								
4	1	1:27.075	23.834	31.055	32.186	226.4	6:39.675								
5	1	1:27.974	24.942	31.413	31.619	225.5	8:07.649								
6	1	1:26.675	24.087	31.064	31.524	217.3	9:34.324								
7	1	1:27.339	24.016	31.125	32.198	225.9	11:01.663								
8	1	4:10.190 B	25.239	36.199	3:08.752	215.1	15:11.853								
9	1	1:45.452	34.841	38.201	32.410	124.4	16:57.305								





CLASSIC ENDURANCE RACING 1

GRAND PRIX DE L'AGE D'OR

QUALIFYING

Sector Analysis

■ Personal Best
 ■ Session Best
 ■ Crossing the finish line in pit lane

Lap	D	Time	Sector 1	Sector 2	Sector 3	T. Spd	Elapsed	Lap	D	Time	Sector 1	Sector 2	Sector 3	T. Spd	Elapsed
10	1	1:27.680	24.178	32.077	31.425	220.9	18:24.985	21	1	1:40.063	27.955	35.826	36.282	200.0	41:40.926
11	1	1:26.097	23.890	31.344	30.863	229.8	19:51.082	22	1	3:48.984 B	44.218	45.034	2:19.732	136.5	45:29.910
12	1	1:27.309	24.254	31.740	31.315	212.6	21:18.391	23	1	1:53.997	37.659	38.037	38.301	116.5	47:23.907
13	1	1:27.706	23.814	31.771	32.121	233.3	22:46.097	24	1	1:40.427	28.351	35.859	36.217	196.7	49:04.334
14	1	1:26.635	23.919	31.676	31.040	228.3	24:12.732	25	1	1:39.504	27.653	35.397	36.454	205.7	50:43.838
15	1	4:58.623 B	29.223	37.613	3:51.787	208.1	29:11.355	26	1	1:53.545	31.518	39.910	42.117	163.9	52:37.383

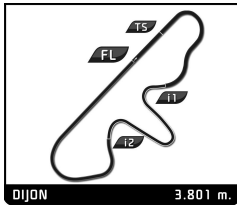
11		Ford GT40 (C) 1965		GT1			
		1.Frederic WAKEMAN					
		2.Mike GRANT-PETERKIN					
1	1	3:01.173	1:46.702	36.972	37.499	119.9	3:01.173
2	1	1:43.938	34.426	37.321	32.191	135.0	4:45.111
3	1	1:33.925	26.683	34.352	32.890	194.6	6:19.036
4	1	1:32.213	25.618	34.634	31.961	216.0	7:51.249
5	1	1:29.332	25.243	32.753	31.336	222.2	9:20.581
6	1	1:32.141	25.695	34.259	32.187	208.5	10:52.722
7	1	1:31.412	25.360	33.611	32.441	213.4	12:24.134
8	1	1:31.310	25.901	33.739	31.670	206.1	13:55.444
9	1	1:29.157	25.372	32.464	31.321	207.3	15:24.601
10	1	1:29.246	25.081	32.624	31.541	207.7	16:53.847
11	1	4:04.508 B	26.707	40.161	2:57.640	197.8	20:58.355
12	2	1:41.192	34.939	33.976	32.277	131.7	22:39.547
13	2	1:30.153	25.737	32.880	31.536	210.5	24:09.700
14	2	1:30.345	25.470	33.099	31.776	205.7	25:40.045
15	2	1:32.312	26.713	33.586	32.013	195.7	27:12.357
16	2	1:29.418	25.433	32.620	31.365	209.7	28:41.775
17	2	5:48.615 B	26.022	35.167	4:47.426	210.5	34:30.390
18	2	1:39.636	33.215	34.139	32.282	137.2	36:10.026
19	2	1:31.928	26.214	33.675	32.039	206.1	37:41.954
20	2	1:31.469	25.552	34.092	31.825	209.7	39:13.423
21	2	1:35.821	26.684	35.789	33.348	196.4	40:49.244
22	2	5:17.026 B	27.170	36.646	4:13.210	176.5	46:06.270
23	2	1:39.150	33.431	33.910	31.809	121.6	47:45.420
24	2	1:29.793	25.479	32.852	31.462	210.5	49:15.213
25	2	1:29.500	25.395	32.612	31.493	212.6	50:44.713

13		Porsche 911 Carrera RSR 2.8 1972		GT1			
		1.Oren NATAF					
1	1	3:50.060	2:27.351	41.281	41.428	121.1	3:50.060
2	1	1:48.665	30.518	38.665	39.482	164.1	5:38.725
3	1	1:44.674	29.069	37.270	38.335	172.5	7:23.399
4	1	1:45.885	30.526	37.254	38.105	178.8	9:09.284
5	1	1:51.786	31.899	39.115	40.772	185.6	11:01.070
6	1	1:42.888	28.636	36.237	38.015	191.8	12:43.958
7	1	1:41.775	28.671	35.794	37.310	198.9	14:25.733
8	1	1:44.049	29.329	37.330	37.390	201.9	16:09.782
9	1	1:47.110	28.779	38.502	39.829	185.2	17:56.892
10	1	1:45.158	29.101	37.488	38.569	187.5	19:42.050
11	1	1:43.397	28.573	36.585	38.239	188.5	21:25.447
12	1	1:43.277	28.769	37.301	37.207	198.9	23:08.724
13	1	1:40.821	28.411	36.063	36.347	193.2	24:49.545
14	1	1:40.413	27.912	36.180	36.321	196.0	26:29.958
15	1	1:46.705	30.537	39.128	37.040	194.9	28:16.663
16	1	1:57.294	29.156	39.405	48.733	202.6	30:13.957
17	1	4:28.772 B	43.136	44.197	3:01.439	103.8	34:42.729
18	1	1:55.501	37.644	38.403	39.454	123.1	36:38.230
19	1	1:40.648	28.160	35.596	36.892	196.7	38:18.878
20	1	1:41.985	28.089	36.544	37.352	199.6	40:00.863

15		Chevron B19 1971		P-2L			
		1.John EMBERSON					
		2.Nigel GREENSALL					
1	2	1:57.599	55.324	32.061	30.214	135.5	1:57.599
2	2	1:27.691	24.911	31.980	30.800	225.0	3:25.290
3	2	1:28.506	26.489	30.815	31.202	231.3	4:53.796
4	2	1:25.224	23.042	30.462	31.720	239.5	6:19.020
5	2	1:25.059	23.705	29.967	31.387	215.6	7:44.079
6	2	1:26.303	24.784	31.260	30.259	224.1	9:10.382
7	2	1:22.342	23.024	29.647	29.671	236.3	10:32.724
8	2	3:16.543 B	24.142	30.843	2:21.558	231.8	13:49.267
9	1	1:31.124	29.292	31.326	30.506	162.9	15:20.391
10	1	1:26.656	24.090	31.671	30.895	214.7	16:47.047
11	1	1:26.224	23.505	32.091	30.628	222.7	18:13.271
12	1	1:25.963	23.753	31.619	30.591	225.5	19:39.234
13	1	1:26.399	24.838	31.303	30.258	214.3	21:05.633
14	1	1:26.402	25.097	31.218	30.087	200.7	22:32.035
15	1	1:33.221	25.206	35.447	32.568	217.3	24:05.256
16	1	1:28.443	25.243	31.486	31.714	196.7	25:33.699
17	1	1:25.663	23.878	30.803	30.982	213.4	26:59.362
18	1	1:37.562	27.522	38.076	31.964	218.2	28:36.924
19	1	1:28.894	24.293	30.741	33.860	220.9	30:05.818
20	1	3:30.848 B	36.860	41.763	2:12.225	131.4	33:36.666
21	1	1:35.128	30.962	33.839	30.327	160.7	35:11.794
22	1	1:25.314	23.825	31.253	30.236	228.3	36:37.108
23	1	1:26.144	24.424	31.479	30.241	225.5	38:03.252
24	1	1:25.910	24.159	31.270	30.481	220.9	39:29.162
25	1	5:11.293 B	23.966	31.522	4:15.805	225.9	44:40.455
26	2	1:30.321	29.628	30.538	30.155	155.6	46:10.776
27	2	1:22.132	23.057	29.844	29.231	239.5	47:32.908
28	2	1:21.900	22.912	29.890	29.098	238.4	48:54.808
29	2	1:23.543	22.841	29.693	31.009	241.6	50:18.351
30	2	1:22.167	22.831	29.691	29.645	238.4	51:40.518

18		Lola T70 Mk.3B 1969		P+2L			
		1.David HART					
		2.Olivier HART					
1	2	1:44.402	41.424	32.345	30.633	129.2	1:44.402
2	2	1:28.609	24.443	33.521	30.645	226.9	3:13.011
3	2	1:24.726	23.766	30.556	30.404	231.8	4:37.737
4	2	1:26.169	23.763	32.471	29.935	239.5	6:03.906
5	2	1:30.310	24.756	35.421	30.133	228.3	7:34.216
6	2	1:22.198	22.909	30.160	29.129	250.6	8:56.414
7	2	1:22.983	22.912	30.256	29.815	252.3	10:19.397
8	2	5:07.953 B	22.987	30.226	4:14.740	260.9	15:27.350
9	1	1:34.429	32.264	31.450	30.715	157.0	17:01.779
10	1	1:27.831	24.461	32.303	31.067	236.3	18:29.610
11	1	1:25.281	24.354	30.993	29.934	225.9	19:54.891
12	1	1:26.892	24.678	31.116	31.098	231.8	21:21.783
13	1	1:26.126	24.293	31.793	30.040	216.4	22:47.909
14	1	1:25.443	24.800	30.716	29.927	212.2	24:13.352





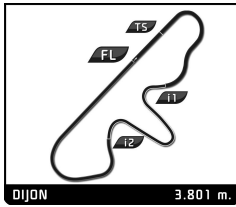
CLASSIC ENDURANCE RACING 1
GRAND PRIX DE L'AGE D'OR
QUALIFYING

Sector Analysis

Personal Best Session Best B Crossing the finish line in pit lane

Lap	D	Time	Sector 1	Sector 2	Sector 3	T. Spd	Elapsed	Lap	D	Time	Sector 1	Sector 2	Sector 3	T. Spd	Elapsed	
19		Chevron B19 1971 1. Rolf SIGRIST						P-2L	5	2	1:37.774	32.907	32.575	32.292	139.4	10:23.988
								6	2	1:29.131	24.427	32.316	32.388	229.3	11:53.119	
								7	2	1:30.026	24.721	32.960	32.345	226.9	13:23.145	
								8	2	4:34.684 B	25.206	33.379	3:36.099	222.7	17:57.829	
								9	1	1:52.022	37.513	37.541	36.968	131.2	19:49.851	
								10	1	1:44.374	29.982	37.708	36.684	192.5	21:34.225	
								11	1	1:39.703	28.456	35.734	35.513	202.2	23:13.928	
								12	1	1:38.316	28.221	34.730	35.365	202.6	24:52.244	
								13	1	1:40.560	29.428	35.108	36.024	198.9	26:32.804	
								14	1	1:38.362	28.494	34.489	35.379	199.3	28:11.166	
								15	1	1:38.617	28.446	35.177	34.994	208.1	29:49.783	
								16	1	4:35.930 B	39.872	43.752	3:12.306	136.0	34:25.713	
								17	1	1:45.776	34.815	35.450	35.511	137.2	36:11.489	
								18	1	1:49.093	33.714	38.625	36.754	216.9	38:00.582	
								19	1	1:44.294	30.343	36.892	37.059	199.3	39:44.876	
32		De Tomaso Pantera Gr. IV 1975 1. Paul SURAND 2. Stéphane LEMERET						GT1	1	2	3:26.236	2:13.198	37.750	35.288	121.8	3:26.236
								2	2	1:38.302	27.189	37.013	34.100	194.6	5:04.538	
								3	2	1:32.682	25.733	33.860	33.089	203.0	6:37.220	
								4	2	7:13.239 B	26.270	34.133	6:12.836	196.4	13:50.459	
								5	2	1:39.940	33.972	33.816	32.152	145.6	15:30.399	
								6	2	1:30.479	25.040	33.359	32.080	213.4	17:00.878	
								7	2	1:31.373	25.091	33.996	32.286	225.5	18:32.251	
								8	2	1:29.711	25.345	32.746	31.620	206.5	20:01.962	
								9	2	1:29.327	24.832	32.484	32.011	224.5	21:31.289	
								10	2	3:46.972 B	24.754	34.112	2:48.106	225.0	25:18.261	
								11	2	1:37.107	31.894	33.372	31.841	142.9	26:55.368	
								12	2	1:28.143	24.401	32.230	31.512	231.3	28:23.511	
								13	2	5:06.353 B	28.135	35.046	4:03.172	207.7	33:29.864	
								14	1	1:41.661	33.544	34.935	33.182	136.0	35:11.525	
								15	1	1:35.725	26.241	35.610	33.874	224.5	36:47.250	
								16	1	1:32.648	26.094	33.546	33.008	205.3	38:19.898	
								17	1	1:36.758	27.521	34.484	34.753	190.1	39:56.656	
								18	1	1:34.744	26.099	34.621	34.024	219.1	41:31.400	
								19	1	3:35.788 B	29.085	40.260	2:26.443	206.9	45:07.188	
								20	1	1:40.143	32.066	34.477	33.600	145.4	46:47.331	
								21	1	1:33.008	26.073	33.804	33.131	212.6	48:20.339	
								22	1	1:40.859	30.584	36.814	33.461	218.2	50:01.198	
								23	1	1:33.085	26.200	33.804	33.081	210.9	51:34.283	
35		Lola T70 Mk.3B 1969 1. Armand MILLE						P+2L	1	1	2:18.313	1:11.776	34.115	32.422	137.4	2:18.313
								2	1	1:28.273	25.807	31.184	31.282	198.9	3:46.586	
								3	1	1:23.984	23.735	30.310	29.939	220.4	5:10.570	
								4	1	1:24.021	23.466	30.332	30.223	225.0	6:34.591	
								5	1	1:23.583	23.506	30.243	29.834	230.8	7:58.174	
								6	1	3:57.893 B	24.258	31.186	3:02.449	211.8	11:56.067	
								7	1	1:29.860	28.593	31.034	30.233	170.6	13:25.927	
								8	1	1:24.579	23.668	31.206	29.705	228.8	14:50.506	
								9	1	1:25.313	24.280	31.237	29.796	223.6	16:15.819	
								10	1	1:25.546	24.274	31.329	29.943	223.6	17:41.365	
								11	1	1:24.740	24.089	30.642	30.009	225.5	19:06.105	
								12	1	1:23.882	23.374	30.473	30.035	236.8	20:29.987	
								13	1	1:27.233	24.917	31.883	30.433	234.8	21:57.220	
20		Porsche 911 Carrera RSR 3.0 1974 1. Rémi TERRAIL 2. Jürg AEBERHARD						GT1	1	2	27:35.020	...	37.213	32.823	128.3	27:35.020
								2	2	1:29.039	24.641	32.037	32.361	216.0	29:04.059	
								3	2	4:46.953 B	28.367	36.852	3:41.734	166.2	33:51.012	
								4	1	1:39.727	32.148	33.504	34.075	131.1	35:30.739	
								5	1	1:32.889	25.847	33.020	34.022	215.6	37:03.628	
								6	1	1:32.318	25.931	32.906	33.481	222.7	38:35.946	
								7	1	1:32.185	25.320	33.120	33.745	227.4	40:08.131	
								8	1	1:45.094	26.916	38.673	39.505	216.0	41:53.225	
21		De Tomaso Pantera Gr. IV 1975 1. Ralf KELLENERS						GT1	1	1	4:03.574	2:45.648	40.689	37.237	102.9	4:03.574
								2	1	1:32.794	27.252	34.233	31.309	193.9	5:36.368	
								3	1	1:28.004	25.368	31.656	30.980	228.8	7:04.372	
								4	1	1:37.258	24.665	37.323	35.270	231.3	8:41.630	
								5	1	1:27.531	24.804	31.896	30.831	229.8	10:09.161	
25		Porsche 911 Carrera RSR 3.0 (C) 1974 1. Uwe KOLB 2. Patrick KOLB						GT1	1	2	2:39.195	1:33.577	33.452	32.166	135.5	2:39.195
								2	2	1:29.498	24.685	32.454	32.359	215.1	4:08.693	
								3	2	1:29.231	24.735	32.024	32.472	224.1	5:37.924	
								4	2	3:08.290 B	25.003	31.904	2:11.383	218.6	8:46.214	





CLASSIC ENDURANCE RACING 1
GRAND PRIX DE L'AGE D'OR
QUALIFYING

Sector Analysis

Personal Best Session Best B Crossing the finish line in pit lane

Lap	D	Time	Sector 1	Sector 2	Sector 3	T. Spd	Elapsed
14	1	1:23.431	23.524	30.350	29.557	233.3	23:20.651
15	1	1:26.257	23.995	32.369	29.893	227.4	24:46.908
16	1	1:23.935	23.476	30.539	29.920	237.4	26:10.843
17	1	7:04.387 B	25.376	31.790	6:07.221	216.0	33:15.230
18	1	1:30.518	29.283	31.138	30.097	172.5	34:45.748
19	1	1:24.128	23.656	30.390	30.082	235.8	36:09.876
20	1	1:24.009	23.486	30.477	30.046	236.8	37:33.885
21	1	1:23.738	23.298	30.478	29.962	243.2	38:57.623
22	1	1:24.651	24.267	30.309	30.075	240.0	40:22.274

Lap	D	Time	Sector 1	Sector 2	Sector 3	T. Spd	Elapsed
39 Porsche 911 Carrera RSR 3.0 1975 1. Vincent MARTIN GT1							
1	1	2:50.215	1:31.139	40.597	38.479	129.2	2:50.215
2	1	1:41.275	29.071	36.237	35.967	191.8	4:31.490
3	1	1:39.871	28.132	35.841	35.898	194.6	6:11.361
4	1	1:40.420	28.445	35.934	36.041	198.5	7:51.781
5	1	1:41.469	29.159	36.219	36.091	199.6	9:33.250
6	1	1:40.413	28.659	35.431	36.323	191.8	11:13.663
7	1	1:39.858	28.119	35.715	36.024	190.8	12:53.521
8	1	1:40.940	28.861	35.950	36.129	188.2	14:34.461
9	1	1:41.074	29.064	36.083	35.927	191.5	16:15.535
10	1	1:41.237	28.713	36.354	36.170	195.3	17:56.772
11	1	4:26.044 B	28.280	36.458	3:21.306	198.2	22:22.816
12	1	1:47.067	33.550	37.232	36.285	146.5	24:09.883
13	1	1:42.496	29.516	36.391	36.589	187.8	25:52.379
14	1	1:42.419	29.269	36.514	36.636	193.9	27:34.798
15	1	1:40.139	28.309	35.541	36.289	193.2	29:14.937
16	1	4:39.424 B	33.882	46.311	3:19.231	141.7	33:54.361
17	1	1:47.570	33.980	36.710	36.880	143.2	35:41.931
18	1	1:41.562	28.445	36.432	36.685	194.2	37:23.493
19	1	1:40.510	28.270	35.987	36.253	188.8	39:04.003
20	1	1:41.904	28.577	36.392	36.935	191.8	40:45.907
21	1	4:27.050 B	29.935	39.063	3:18.052	171.7	45:12.957
22	1	1:45.895	33.351	36.279	36.265	145.6	46:58.852
23	1	1:41.002	28.398	35.769	36.835	195.7	48:39.854
24	1	1:40.595	28.566	35.865	36.164	192.9	50:20.449
25	1	1:39.831	28.287	35.397	36.147	193.2	52:00.280

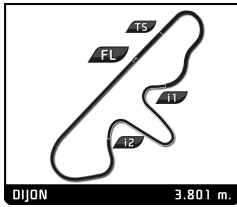
Lap	D	Time	Sector 1	Sector 2	Sector 3	T. Spd	Elapsed
40 Ford GT40 1968 1. Philippe SCEMAMA GT1							
1	1	1:51.335	42.661	35.454	33.220	122.2	1:51.335
2	1	1:32.650	27.333	32.668	32.649	172.0	3:23.985
3	1	1:35.824	28.041	36.169	31.614	208.5	4:59.809
4	1	1:29.160	25.082	32.921	31.157	207.7	6:28.969
5	1	3:56.421 B	25.192	32.189	2:59.040	209.7	10:25.390
6	1	1:36.116	31.730	32.838	31.548	163.4	12:01.506
7	1	1:28.044	24.974	31.740	31.330	206.5	13:29.550
8	1	1:29.652	25.318	32.444	31.890	226.4	14:59.202
9	1	1:28.195	24.724	32.164	31.307	208.5	16:27.397
10	1	14:08.751 B	24.402	32.773	...	216.0	30:36.148
11	1	4:11.712	3:06.821	33.357	31.534	155.8	34:47.860
12	1	1:27.893	25.131	31.852	30.910	199.3	36:15.753
13	1	1:28.790	24.523	32.723	31.544	218.6	37:44.543
14	1	1:29.555	24.429	33.723	31.403	214.7	39:14.098
15	1	1:31.048	26.308	33.545	31.195	200.4	40:45.146

Lap	D	Time	Sector 1	Sector 2	Sector 3	T. Spd	Elapsed
42 Lola T212 1971 1. Christophe BEAUDON P-2L							
1	1	3:14.079	2:01.773	37.573	34.733	98.4	3:14.079
2	1	1:31.941	26.517	33.365	32.059	208.5	4:46.020
3	1	1:34.537	27.188	34.722	32.627	193.2	6:20.557
4	1	1:32.739	25.442	34.210	33.087	208.9	7:53.296
5	1	1:29.161	26.309	31.862	30.990	211.8	9:22.457
6	1	1:31.044	25.230	33.252	32.562	230.8	10:53.501
7	1	1:31.709	24.999	33.454	33.256	236.3	12:25.210
8	1	1:31.278	25.115	33.741	32.422	225.9	13:56.488
9	1	1:29.136	25.011	32.877	31.248	219.5	15:25.624
10	1	1:29.179	24.564	32.660	31.955	224.1	16:54.803
11	1	1:31.363	26.077	33.701	31.585	216.0	18:26.166
12	1	1:28.095	25.019	31.780	31.296	236.3	19:54.261
13	1	4:08.566 B	25.741	38.992	3:03.833	238.4	24:02.827
14	1	1:43.449	37.124	33.476	32.849	128.0	25:46.276
15	1	1:29.334	24.889	32.363	32.082	222.7	27:15.610
16	1	1:28.146	24.378	32.364	31.404	237.4	28:43.756
17	1	4:54.698 B	25.386	34.351	3:54.961	231.3	33:38.454
18	1	1:35.575	31.815	32.426	31.334	144.2	35:14.029
19	1	1:30.521	24.359	33.597	32.565	238.9	36:44.550
20	1	1:31.076	25.231	32.532	33.313	233.8	38:15.626
21	1	1:29.102	25.090	32.404	31.608	237.4	39:44.728
22	1	1:28.972	24.893	32.207	31.872	236.3	41:13.700
23	1	3:50.264 B	29.488	42.396	2:38.380	201.1	45:03.964
24	1	1:33.879	30.631	31.618	31.630	154.1	46:37.843
25	1	1:27.722	24.341	31.925	31.456	236.8	48:05.565
26	1	1:28.629	24.627	32.258	31.744	238.9	49:34.194
27	1	1:29.091	24.891	32.373	31.827	238.4	51:03.285
28	1	1:35.769	24.992	37.214	33.563	219.5	52:39.054

Lap	D	Time	Sector 1	Sector 2	Sector 3	T. Spd	Elapsed
43 Ford GT40 1965 1. Thomas THORMEIER GT1							
1	1	2:54.191	1:34.123	41.353	38.715	126.8	2:54.191
2	1	1:47.246	31.696	40.070	35.480	170.9	4:41.437
3	1	1:45.979	31.304	39.578	35.097	166.9	6:27.416
4	1	1:43.246	29.962	38.334	34.950	194.6	8:10.662
5	1	1:41.301	29.165	37.898	34.238	190.8	9:51.963
6	1	1:39.452	28.877	36.842	33.733	177.9	11:31.415
7	1	1:46.724	28.426	41.841	36.457	206.1	13:18.139
8	1	1:54.729	30.395	43.348	40.986	181.5	15:12.868
9	1	1:39.549	28.408	36.737	34.404	204.2	16:52.417
10	1	1:40.573	28.076	37.419	35.078	200.4	18:32.990
11	1	4:27.774 B	28.420	39.809	3:19.545	186.9	23:00.764
12	1	1:45.902	35.411	36.395	34.096	131.1	24:46.666
13	1	1:37.486	28.557	35.489	33.440	191.2	26:24.152
14	1	1:36.906	27.349	35.332	34.225	213.9	28:01.058

Lap	D	Time	Sector 1	Sector 2	Sector 3	T. Spd	Elapsed
45 Chevron B19 1971 1. Gianluigi CANDIANI 2. Frédéric ROUVIER P-2L							
1	1	1:58.305	55.087	31.884	31.334	119.7	1:58.305
2	1	8:39.115 B	24.772	51.319	7:23.024	207.7	10:37.420
3	2	1:31.579	30.244	30.602	30.733	157.4	12:08.999
4	2	1:24.158	23.830	30.065	30.263	226.4	13:33.157
5	2	1:26.718	23.725	31.413	31.580	225.5	14:59.875
6	2	1:25.197	24.290	30.686	30.221	229.8	16:25.072

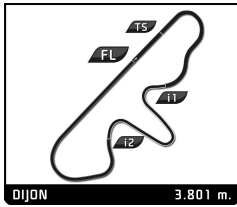




CLASSIC ENDURANCE RACING 1
GRAND PRIX DE L'AGE D'OR
QUALIFYING

Sector Analysis

Personal Best							Session Best							B Crossing the finish line in pit lane									
Lap	D	Time	Sector 1	Sector 2	Sector 3	T. Spd	Elapsed	Lap	D	Time	Sector 1	Sector 2	Sector 3	T. Spd	Elapsed	Lap	D	Time	Sector 1	Sector 2	Sector 3	T. Spd	Elapsed
48 Porsche 908/03 1969 1. Peter VÖGELE P+2L																							
1	1	2:55.027	1:44.285	35.587	35.155	122.3	2:55.027	1	1	1:36.047	26.906	35.643	33.498	217.3	24:52.683	1	1	1:36.047	26.906	35.643	33.498	217.3	24:52.683
2	1	1:38.076	30.496	34.109	33.471	167.2	4:33.103	2	1	1:25.074	23.587	31.228	30.259	220.0	3:16.666	2	1	1:25.074	23.587	31.228	30.259	220.0	3:16.666
3	1	1:39.977	27.708	38.340	33.929	189.8	6:13.080	3	2	1:25.124	24.478	30.788	29.858	217.7	4:41.790	3	2	1:25.124	24.478	30.788	29.858	217.7	4:41.790
4	1	3:08.400	B 27.353	39.266	2:01.781	216.4	9:21.480	4	2	1:23.255	22.761	30.708	29.786	242.7	6:05.045	4	2	1:23.255	22.761	30.708	29.786	242.7	6:05.045
5	1	1:44.152	36.556	34.566	33.030	126.2	11:05.632	5	2	1:23.226	23.590	29.779	29.857	238.4	7:28.271	5	2	1:23.226	23.590	29.779	29.857	238.4	7:28.271
6	1	1:35.744	26.443	34.310	34.991	206.9	12:41.376	6	2	1:22.118	22.642	29.811	29.665	239.5	8:50.389	6	2	1:22.118	22.642	29.811	29.665	239.5	8:50.389
7	1	1:33.426	26.628	34.027	32.771	199.3	14:14.802	7	2	1:22.053	22.623	29.829	29.601	241.6	10:12.442	7	2	1:22.053	22.623	29.829	29.601	241.6	10:12.442
8	1	1:33.916	26.490	34.628	32.798	208.9	15:48.718	8	2	4:13.040	B 30.066	45.391	2:57.583	243.2	14:25.482	8	2	4:13.040	B 30.066	45.391	2:57.583	243.2	14:25.482
9	1	1:38.454	28.405	35.911	34.138	208.1	17:27.172	9	1	1:37.516	32.814	32.421	32.281	141.2	16:02.998	9	1	1:37.516	32.814	32.421	32.281	141.2	16:02.998
10	1	2:52.861	B 26.689	34.774	1:51.398	203.8	20:20.033	10	1	1:28.088	24.650	31.941	31.497	224.5	17:31.086	10	1	1:28.088	24.650	31.941	31.497	224.5	17:31.086
11	1	1:49.282	39.683	36.299	33.300	121.8	22:09.315	11	1	1:27.352	24.294	31.526	31.532	226.4	18:58.438	11	1	1:27.352	24.294	31.526	31.532	226.4	18:58.438
12	1	1:33.188	26.739	33.801	32.648	205.7	23:42.503	12	1	1:26.152	24.375	31.238	30.539	220.0	20:24.590	12	1	1:26.152	24.375	31.238	30.539	220.0	20:24.590
13	1	1:30.998	25.868	32.846	32.284	211.8	25:13.501	13	1	1:26.909	24.980	31.597	30.332	215.1	21:51.499	13	1	1:26.909	24.980	31.597	30.332	215.1	21:51.499
14	1	8:42.083	B 26.175	33.205	7:42.703	201.5	33:55.584	14	1	1:26.718	24.096	31.480	31.142	223.6	23:18.217	14	1	1:26.718	24.096	31.480	31.142	223.6	23:18.217
15	1	1:39.184	33.346	33.707	32.131	147.1	35:34.768	15	1	1:30.877	25.715	33.561	31.601	225.9	24:49.094	15	1	1:30.877	25.715	33.561	31.601	225.9	24:49.094
16	1	1:32.258	25.349	34.514	32.395	212.2	37:07.026	16	1	1:26.260	24.785	31.257	30.218	213.9	26:15.354	16	1	1:26.260	24.785	31.257	30.218	213.9	26:15.354
17	1	1:31.268	26.103	32.994	32.171	218.6	38:38.294	17	1	1:26.175	23.832	31.912	30.431	221.3	27:41.529	17	1	1:26.175	23.832	31.912	30.431	221.3	27:41.529
18	1	1:29.222	25.380	32.411	31.431	227.4	40:07.516	18	1	1:31.408	25.263	32.545	33.600	224.1	29:12.937	18	1	1:31.408	25.263	32.545	33.600	224.1	29:12.937
57 Lola T70 Mk.3 1968 1. Christophe GADAIS P+2L																							
1	1	3:48.124	2:30.978	38.851	38.295	123.3	3:48.124	1	1	1:51.592	48.909	32.422	30.261	115.8	1:51.592	1	1	1:51.592	48.909	32.422	30.261	115.8	1:51.592
2	1	1:35.260	28.307	34.657	32.296	177.0	5:23.384	2	2	1:25.074	23.587	31.228	30.259	220.0	3:16.666	2	2	1:25.074	23.587	31.228	30.259	220.0	3:16.666
3	1	1:29.849	26.771	32.068	31.010	200.7	6:53.233	3	2	1:25.124	24.478	30.788	29.858	217.7	4:41.790	3	2	1:25.124	24.478	30.788	29.858	217.7	4:41.790
4	1	1:30.215	26.127	32.794	31.294	200.0	8:23.448	4	2	1:23.255	22.761	30.708	29.786	242.7	6:05.045	4	2	1:23.255	22.761	30.708	29.786	242.7	6:05.045
5	1	1:31.059	25.974	33.864	31.221	209.3	9:54.507	5	2	1:23.226	23.590	29.779	29.857	238.4	7:28.271	5	2	1:23.226	23.590	29.779	29.857	238.4	7:28.271
6	1	1:29.084	25.749	31.898	31.437	236.8	11:23.591	6	2	1:22.118	22.642	29.811	29.665	239.5	8:50.389	6	2	1:22.118	22.642	29.811	29.665	239.5	8:50.389
7	1	1:28.350	25.690	31.719	30.073	217.7	12:51.941	7	2	1:22.053	22.623	29.829	29.601	241.6	10:12.442	7	2	1:22.053	22.623	29.829	29.601	241.6	10:12.442
8	1	1:29.543	25.278	32.187	32.078	213.9	14:21.484	8	2	4:13.040	B 30.066	45.391	2:57.583	243.2	14:25.482	8	2	4:13.040	B 30.066	45.391	2:57.583	243.2	14:25.482
9	1	1:30.530	25.060	32.354	33.116	240.0	15:52.014	9	1	1:37.516	32.814	32.421	32.281	141.2	16:02.998	9	1	1:37.516	32.814	32.421	32.281	141.2	16:02.998
10	1	3:21.818	B 25.742	32.844	2:23.232	225.0	19:13.832	10	1	1:28.088	24.650	31.941	31.497	224.5	17:31.086	10	1	1:28.088	24.650	31.941	31.497	224.5	17:31.086
11	1	1:38.927	35.183	32.407	31.337	114.0	20:52.759	11	1	1:27.352	24.294	31.526	31.532	226.4	18:58.438	11	1	1:27.352	24.294	31.526	31.532	226.4	18:58.438
12	1	1:29.238	25.393	32.267	31.578	208.1	22:21.997	12	1	1:26.152	24.375	31.238	30.539	220.0	20:24.590	12	1	1:26.152	24.375	31.238	30.539	220.0	20:24.590
13	1	1:32.709	27.249	33.674	31.786	215.1	23:54.706	13	1	1:26.909	24.980	31.597	30.332	215.1	21:51.499	13	1	1:26.909	24.980	31.597	30.332	215.1	21:51.499
14	1	1:28.458	25.284	32.188	30.986	220.0	25:23.164	14	1	1:26.718	24.096	31.480	31.142	223.6	23:18.217	14	1	1:26.718	24.096	31.480	31.142	223.6	23:18.217
15	1	1:29.834	25.508	32.131	32.195	210.5	26:52.998	15	1	1:30.877	25.715	33.561	31.601	225.9	24:49.094	15	1	1:30.877	25.715	33.561	31.601	225.9	24:49.094
16	1	1:28.196	25.285	31.884	31.027	226.4	28:21.194	16	1	1:26.260	24.785	31.257	30.218	213.9	26:15.354	16	1	1:26.260	24.785	31.257	30.218	213.9	26:15.354
17	1	1:34.046	29.669	32.534	31.843	208.1	29:55.240	17	1	1:26.175	23.832	31.912	30.431	221.3	27:41.529	17	1	1:26.175	23.832	31.912	30.431	221.3	27:41.529
18	1	3:48.557	B 37.089	42.998	2:28.470	154.5	33:43.797	18	1	1:31.408	25.263	32.545	33.600	224.1	29:12.937	18	1	1:31.408	25.263	32.545	33.600	224.1	29:12.937
19	1	1:38.774	33.899	32.231	32.644	118.6	35:22.571	19	1	1:24.180	23.219	31.042	29.919	234.3	49:16.446	19	1	1:24.180	23.219	31.042	29.919	234.3	49:16.446
51 Porsche 911 Carrera RSR 3.0 1974 1. Frédéric DI EGIDIO GT1																							
1	1	2:54.615	1:41.356	36.430	36.829	133.8	2:54.615	1	1	3:48.124	2:30.978	38.851	38.295	123.3	3:48.124	1	1	3:48.124	2:30.978	38.851	38.295	123.3	3:48.124
2	1	1:36.651	27.872	34.732	34.047	197.1	4:31.266	2	1	1:35.260	28.307	34.657	32.296	177.0	5:23.384	2	1	1:35.260	28.307	34.657	32.296	177.0	5:23.384
3	1	1:34.494	26.527	33.798	34.169	222.2	6:05.760	3	1	1:29.849	26.771	32.068	31.010	200.7	6:53.233	3	1	1:29.849	26.771	32.068	31.010	200.7	6:53.233
4	1	1:36.416	28.257	33.983	34.176	223.6	7:42.176	4	1	1:30.215	26.127	32.794	31.294	200.0	8:23.448	4	1	1:30.215	26.127	32.794	31.294	200.0	8:23.448
5	1	1:34.822	26.397	34.340	34.085	219.1	9:16.998	5	1	1:31.059	25.974	33.864	31.221	209.3	9:54.507	5	1	1:31.059	25.974	33.864	31.221	209.3	9:54.507
6	1	1:32.743	26.129	33.194	33.420	206.5	10:49.741	6	1	1:29.084	25.749	31.898	31.437	236.8	11:23.591	6	1	1:29.084	25.749	31.898	31.437	236.8	11:23.591
7	1	1:33.583	26.919	32.961	33.703	208.5	12:23.324	7	1	1:28.350	25.690	31.719	30.941	209.3	12:51.941	7	1	1:28.350	25.690	31.719	30.941	209.3	12:51.941
8	1	1:37.000	25.921	36.402	34.677	227.4	14:00.324	8	1	1:29.543	25.278	32.187	32.078	213.9	14:21.484	8	1	1:29.543	25.278	32.187	32.078	213.9	14:21.484
9	1	1:32.746	25.880	33.224	33.642	226.4	15:33.070	9	1	1:30.530	25.060	32.354	33.116	240.0									



CLASSIC ENDURANCE RACING 1

GRAND PRIX DE L'AGE D'OR

QUALIFYING

Sector Analysis

■ Personal Best
 ■ Session Best
 ■ Crossing the finish line in pit lane

Lap	D	Time	Sector 1	Sector 2	Sector 3	T. Spd	Elapsed	Lap	D	Time	Sector 1	Sector 2	Sector 3	T. Spd	Elapsed
20	1	1:32.494	26.408	34.101	31.985	203.8	36:55.065	18	1	1:39.013	29.153	35.549	34.311	193.9	39:16.317
21	1	1:29.984	27.237	32.178	30.569	202.2	38:25.049	19	1	1:35.503	26.768	34.877	33.858	209.7	40:51.820
22	1	1:29.294	24.615	32.815	31.864	242.2	39:54.343	20	1	4:17.909 B	28.551	38.409	3:10.949	169.3	45:09.729
23	1	1:29.828	25.847	33.123	30.858	201.9	41:24.171	21	1	1:40.896	32.416	34.361	34.119	134.7	46:50.625
24	1	3:50.497 B	31.512	41.104	2:37.881	184.3	45:14.668	22	1	1:36.169	27.232	34.773	34.164	198.9	48:26.794
25	1	1:37.583	32.813	32.707	32.063	141.2	46:52.251	23	1	1:40.731	29.914	35.812	35.005	173.1	50:07.525
26	1	1:30.596	25.994	33.233	31.369	212.2	48:22.847	24	1	1:36.190	27.460	34.429	34.301	188.8	51:43.715
27	1	1:34.656	29.095	34.405	31.156	198.2	49:57.503								
28	1	1:29.148	25.896	31.856	31.396	210.5	51:26.651								

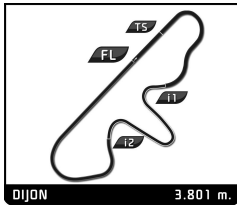
59 Porsche 911 Carrera RSR 3.0 1974							
1. Jean-Louis BONNET							
GT1							
1	1	3:14.132	1:58.637	38.525	36.970	111.1	3:14.132
2	1	1:41.101	28.691	36.706	35.704	192.5	4:55.233
3	1	1:41.007	27.498	36.808	36.701	212.2	6:36.240
4	1	1:43.976	30.337	36.515	37.124	191.5	8:20.216
5	1	1:43.876	28.432	38.188	37.256	177.3	10:04.092
6	1	1:42.532	28.119	37.446	36.967	208.1	11:46.624
7	1	1:41.290	28.026	36.857	36.407	193.5	13:27.914
8	1	1:40.790	28.223	36.430	36.137	217.7	15:08.704
9	1	1:40.921	28.429	35.697	36.795	176.5	16:49.625
10	1	1:42.073	28.412	37.175	36.486	188.8	18:31.698
11	1	1:40.426	28.206	35.784	36.436	211.8	20:12.124
12	1	1:39.715	27.990	36.411	35.314	204.2	21:51.839
13	1	1:41.416	28.342	36.066	37.008	196.0	23:33.255
14	1	1:41.616	28.427	36.677	36.512	182.1	25:14.871
15	1	1:41.199	27.974	36.648	36.577	207.7	26:56.070
16	1	1:42.124	27.902	36.543	37.679	197.8	28:38.194
17	1	5:31.800 B	28.964	38.469	4:24.367	184.3	34:09.994
18	1	1:47.579	34.989	36.421	36.169	121.8	35:57.573
19	1	1:39.458	27.429	36.494	35.535	201.9	37:37.031
20	1	1:42.278	29.151	37.458	35.669	212.2	39:19.309
21	1	1:39.323	27.595	35.918	35.810	212.6	40:58.632
22	1	4:27.111 B	29.607	44.566	3:12.938	180.0	45:25.743
23	1	1:47.310	35.521	36.014	35.775	121.1	47:13.053
24	1	1:41.890	29.038	36.188	36.664	207.3	48:54.943
25	1	1:43.671	29.628	36.831	37.212	184.3	50:38.614

61 Porsche 911 Carrera RSR 3.0 1974							
1. Serge LIBENS							
GT1							
1	1	3:15.825	1:59.876	38.672	37.277	105.8	3:15.825
2	1	1:39.882	28.136	36.175	35.571	175.3	4:55.707
3	1	1:40.540	27.848	36.278	36.414	186.5	6:36.247
4	1	1:36.216	26.094	34.956	35.166	206.5	8:12.463
5	1	1:41.233	29.000	36.755	35.478	195.7	9:53.696
6	1	1:40.006	28.060	36.566	35.380	206.9	11:33.702
7	1	1:39.353	28.224	35.641	35.488	198.2	13:13.055
8	1	1:35.942	26.965	34.248	34.729	202.2	14:48.997
9	1	3:28.803 B	27.601	34.851	2:26.351	203.8	18:17.800
10	1	1:44.622	34.976	34.703	34.943	123.6	20:02.422
11	1	1:35.690	26.961	34.404	34.325	204.9	21:38.112
12	1	1:36.149	27.049	34.302	34.798	210.5	23:14.261
13	1	4:40.033 B	28.690	36.859	3:34.484	185.6	27:54.294
14	1	1:46.916	38.049	34.861	34.006	109.8	29:41.210
15	1	4:31.860 B	28.574	43.966	3:19.320	181.5	34:13.070
16	1	1:45.660	34.087	36.074	35.499	129.0	35:58.730
17	1	1:38.574	27.699	35.360	35.515	183.4	37:37.304

62 Chevron B19 1971							
1. Michael BIRCH							
P-2L							
1	1	2:58.467	1:47.589	36.569	34.309	135.5	2:58.467
2	1	1:36.813	28.485	35.894	32.434	190.5	4:35.280
3	1	1:35.065	26.019	36.367	32.679	216.4	6:10.345
4	1	1:31.524	25.107	33.374	33.043	234.3	7:41.869
5	1	1:30.913	24.632	33.545	32.736	235.8	9:12.782
6	1	1:30.104	25.342	33.111	31.651	235.3	10:42.886
7	1	1:28.113	25.346	31.680	31.087	226.4	12:10.999
8	1	1:26.350	24.005	31.686	30.659	233.3	13:37.349
9	1	3:08.435 B	24.246	32.139	2:12.050	226.9	16:45.784
10	1	1:37.187	32.301	33.198	31.688	142.9	18:22.971
11	1	1:26.872	24.074	31.450	31.348	238.9	19:49.843
12	1	1:26.200	24.018	31.391	30.791	238.4	21:16.043
13	1	1:31.284	23.969	35.917	31.398	237.4	22:47.327
14	1	1:30.177	27.305	31.984	30.888	192.9	24:17.504
15	1	1:37.101	24.958	40.148	31.995	242.2	25:54.605
16	1	1:30.792	25.340	32.558	32.894	220.9	27:25.397
17	1	1:28.486	24.587	32.613	31.286	241.1	28:53.883
18	1	5:05.937 B	33.897	45.117	3:46.923	145.2	33:59.820
19	1	1:40.386	34.244	34.436	31.706	114.8	35:40.206
20	1	1:27.473	23.786	32.078	31.609	241.6	37:07.679
21	1	1:27.862	24.713	31.571	31.578	233.8	38:35.541
22	1	1:25.671	23.799	31.303	30.569	240.5	40:01.212
23	1	1:31.640	23.963	35.585	32.092	228.8	41:32.852
24	1	3:35.944 B	32.645	42.559	2:20.740	171.4	45:08.796
25	1	1:34.231	30.760	32.534	30.937	158.1	46:43.027
26	1	1:26.915	23.622	31.526	31.767	242.2	48:09.942
27	1	1:39.200	35.088	32.523	31.589	233.8	49:49.142
28	1	1:26.420	23.878	30.934	31.608	238.9	51:15.562

63 Chevron B8 1968							
1. Roderick JACK							
2. Rory JACK							
P-2L							
1	1	2:21.700	1:11.174	35.761	34.765	124.7	2:21.700
2	1	1:36.929	26.810	35.380	34.739	201.1	3:58.629
3	1	1:33.980	25.599	35.390	32.991	208.1	5:32.609
4	1	1:30.130	25.415	32.426	32.289	217.7	7:02.739
5	1	1:30.295	25.200	32.806	32.289	216.4	8:33.034
6	1	1:34.733	25.557	34.030	35.146	216.0	10:07.767
7	1	1:31.783	25.120	34.241	32.422	217.3	11:39.550
8	1	1:32.935	24.869	34.244	33.822	226.9	13:12.485
9	1	1:32.348	26.219	32.908	33.221	225.9	14:44.833
10	1	1:29.516	25.086	32.159	32.271	221.8	16:14.349
11	1	1:41.517	31.953	35.350	34.214	208.5	17:55.866
12	1	1:28.843	25.170	31.841	31.832	218.2	19:24.709
13	1	3:48.679 B	27.437	34.125	2:47.117	193.5	23:13.388
14	2	1:44.040	36.799	34.642	32.599	100.8	24:57.428
15	2	1:33.106	25.553	34.677	32.876	226.9	26:30.534
16	2	1:31.307	24.654	34.038	32.615	223.1	28:01.841





CLASSIC ENDURANCE RACING 1
GRAND PRIX DE L'AGE D'OR
QUALIFYING

Sector Analysis

Personal Best Session Best B Crossing the finish line in pit lane

Lap	D	Time	Sector 1	Sector 2	Sector 3	T. Spd	Elapsed	Lap	D	Time	Sector 1	Sector 2	Sector 3	T. Spd	Elapsed
17	2	1:28.605	24.611	31.979	32.015	228.8	29:30.446	12	1	1:39.004	28.514	34.987	35.503	196.0	28:59.217
18	2	3:56.317 B	27.463	48.072	2:40.782	209.3	33:26.763	13	1	5:35.418 B	29.738	38.554	4:27.126	154.9	34:34.635
19	2	1:37.129	31.518	33.189	32.422	142.3	35:03.892	14	2	1:49.912	35.373	37.526	37.013	119.3	36:24.547
20	2	1:29.192	24.864	32.308	32.020	226.4	36:33.084	15	2	1:42.214	28.396	37.508	36.310	178.8	38:06.761
21	2	1:29.925	24.212	32.623	33.090	231.3	38:03.009	16	2	1:38.271	27.094	35.073	36.104	202.2	39:45.032
22	2	1:30.125	25.532	32.523	32.070	224.5	39:33.134	17	2	4:59.195 B	28.087	1:02.216	3:28.892	177.9	44:44.227
23	2	1:30.873	25.223	33.489	32.161	233.3	41:04.007	18	1	1:49.099	36.076	37.016	36.007	123.1	46:33.326
24	2	3:45.361 B	26.279	44.128	2:34.954	208.5	44:49.368	19	1	1:40.954	28.007	35.093	37.854	191.5	48:14.280
25	2	1:36.520	31.710	32.723	32.087	150.4	46:25.888								
26	2	1:27.800	24.629	31.509	31.662	226.4	47:53.688								
27	2	1:31.477	25.512	33.907	32.058	232.3	49:25.165								
28	2	1:27.667	24.267	31.698	31.702	228.8	50:52.832								
29	2	1:30.739	24.770	33.516	32.453	232.3	52:23.571								

66 Ford GT40 1965
1. Jean-François DECAUX GT1

1	1	2:17.484	1:03.707	38.185	35.592	114.2	2:17.484
2	1	1:39.744	29.011	36.670	34.063	160.0	3:57.228
3	1	3:05.046 B	33.484	44.353	1:47.209	172.2	7:02.274
4	1	1:43.797	34.246	36.046	33.505	139.7	8:46.071
5	1	1:34.344	26.575	34.636	33.133	185.9	10:20.415
6	1	1:34.389	26.433	35.014	32.942	192.9	11:54.804
7	1	1:34.771	26.627	34.037	34.107	184.0	13:29.575
8	1	1:38.252	26.995	36.615	34.642	191.8	15:07.827
9	1	1:34.492	27.332	34.311	32.849	181.2	16:42.319
10	1	1:33.831	25.943	34.135	33.753	198.2	18:16.150
11	1	1:33.987	26.258	34.223	33.506	210.1	19:50.137
12	1	1:33.667	26.919	33.905	32.843	190.5	21:23.804
13	1	1:34.185	26.842	34.292	33.051	201.1	22:57.989
14	1	1:33.639	26.145	34.748	32.746	188.5	24:31.628
15	1	1:33.949	25.941	34.904	33.104	198.5	26:05.577
16	1	1:34.309	26.720	34.330	33.259	186.9	27:39.886
17	1	1:35.471	26.495	35.827	33.149	195.7	29:15.357
18	1	4:49.280 B	29.267	45.794	3:34.219	167.7	34:04.637
19	1	1:41.558	33.711	34.666	33.181	135.2	35:46.195
20	1	1:35.275	25.975	34.935	34.365	206.1	37:21.470
21	1	1:33.405	25.950	34.274	33.181	205.3	38:54.875
22	1	1:34.389	27.299	34.379	32.711	196.7	40:29.264
23	1	4:58.635 B	26.675	35.027	3:56.933	186.2	45:27.899
24	1	1:43.539	34.866	35.510	33.163	129.3	47:11.438
25	1	1:32.645	26.008	33.702	32.935	208.1	48:44.083
26	1	1:34.845	27.000	34.564	33.281	189.5	50:18.928
27	1	1:35.809	26.296	35.292	34.221	197.4	51:54.737

67 Porsche 906 1967
1. Luca LITTARDI P-2L
2. Massimo PEDRAZZI

1	2	3:43.164	2:23.484	40.824	38.856	111.1	3:43.164
2	2	1:49.150	30.024	40.957	38.169	192.2	5:32.314
3	2	1:43.319	31.003	35.485	36.831	194.2	7:15.633
4	2	1:41.067	29.105	35.321	36.641	192.5	8:56.700
5	2	1:41.988	28.274	36.907	36.807	186.9	10:38.688
6	2	7:52.551 B	32.663	36.884	6:43.004	184.6	18:31.239
7	1	1:50.708	38.860	35.315	36.533	107.7	20:21.947
8	1	1:43.495	28.627	37.400	37.468	203.4	22:05.442
9	1	1:48.234	34.234	36.730	37.270	153.2	23:53.676
10	1	1:44.389	30.039	36.594	37.756	184.6	25:38.065
11	1	1:42.148	29.774	35.513	36.861	200.4	27:20.213

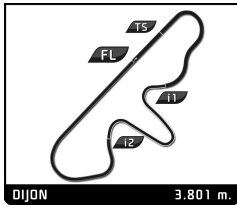
68 Porsche 911 Carrera RSR 3.0 1974
1. Claudio RODDARO GT1
2. Michel SPEYER

1	2	3:50.141	2:20.544	42.379	47.218	124.0	3:50.141
2	2	1:38.836	30.999	34.329	33.508	138.5	5:28.977
3	2	1:31.379	26.156	32.858	32.365	210.1	7:00.356
4	2	1:31.616	25.666	33.079	32.871	225.0	8:31.972
5	2	1:31.410	26.461	32.697	32.252	194.9	10:03.382
6	2	1:32.787	25.324	33.664	33.799	229.3	11:36.169
7	2	1:33.865	26.153	34.448	33.264	202.2	13:10.034
8	2	1:31.748	25.815	32.953	32.980	214.3	14:41.782
9	2	1:32.308	26.142	32.841	33.325	220.4	16:14.090
10	2	1:32.704	26.536	33.288	32.880	232.3	17:46.794
11	2	1:37.715	25.856	37.849	34.010	229.8	19:24.509
12	2	1:31.204	25.455	32.878	32.871	225.5	20:55.713
13	2	8:10.992 B	26.618	33.885	7:10.989	216.9	29:06.705
14	1	4:14.768 B	38.751	45.618	2:50.399	131.9	33:21.473
15	1	1:39.336	33.444	32.935	32.957	140.3	35:00.809
16	1	1:30.309	25.155	32.471	32.683	223.1	36:31.118
17	1	1:31.970	24.933	33.289	33.748	232.8	38:03.088
18	1	1:33.474	26.963	33.543	32.968	196.4	39:36.562
19	1	1:30.831	25.246	32.865	32.720	222.2	41:07.393
20	1	3:43.036 B	25.749	43.536	2:33.751	199.6	44:50.429
21	1	1:36.318	31.140	33.034	32.144	145.2	46:26.747
22	1	1:29.917	24.553	32.143	33.221	227.8	47:56.664
23	1	1:30.056	25.144	32.169	32.743	223.6	49:26.720
24	1	1:30.523	24.879	32.650	32.994	230.8	50:57.243
25	1	1:30.461	25.202	32.669	32.590	231.3	52:27.704

69 Ford GT40 1965
1. Mr JOHN OF B GT1
2. Soheil AYARI

1	1	1:56.113	47.411	35.283	33.419	143.2	1:56.113
2	1	1:36.293	25.887	37.630	32.776	221.8	3:32.406
3	1	1:31.667	25.030	33.553	33.084	217.3	5:04.073
4	1	1:30.712	25.349	33.412	31.951	213.4	6:34.785
5	1	1:28.640	24.797	32.601	31.242	220.0	8:03.425
6	1	1:28.530	24.451	32.692	31.387	223.6	9:31.955
7	1	1:28.633	24.756	32.308	31.569	222.2	11:00.588
8	1	1:29.862	24.568	32.767	32.527	213.9	12:30.450
9	1	4:00.744 B	24.885	33.256	3:02.603	209.3	16:31.194
10	1	1:36.879	31.139	35.008	30.762	161.0	18:08.073
11	1	1:29.315	25.532	32.471	31.312	212.2	19:37.388
12	1	4:07.725 B	26.873	33.059	3:07.793	205.7	23:45.113
13	2	1:43.525	38.084	33.536	31.905	113.0	25:28.638
14	2	1:26.886	24.737	31.488	30.661	224.5	26:55.524
15	2	1:28.284	25.627	31.666	30.991	199.6	28:23.808
16	2	5:43.398 B	29.347	35.918	4:38.133	176.5	34:07.206
17	2	1:38.076	33.591	32.701	31.784	139.2	35:45.282
18	2	1:33.512	25.048	33.984	34.480	225.9	37:18.794





CLASSIC ENDURANCE RACING 1

GRAND PRIX DE L'AGE D'OR

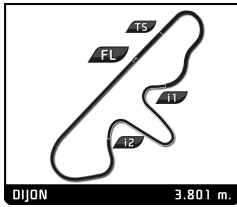
QUALIFYING

Sector Analysis

■ Personal Best
 ■ Session Best
 ■ Crossing the finish line in pit lane

Lap	D	Time	Sector 1	Sector 2	Sector 3	T. Spd	Elapsed	Lap	D	Time	Sector 1	Sector 2	Sector 3	T. Spd	Elapsed
70 Lola T70 Mk.3B 1969 1.Pierre-Alain FRANCE P+2L															
1	1	3:12.914	1:57.680	35.733	39.501	95.3	3:12.914	22	1	1:26.832	24.202	31.734	30.896	233.3	48:08.636
2	1	1:33.109	30.006	32.050	31.053	169.5	4:46.023	2	2	1:40.236	26.910	37.776	35.550	191.5	3:46.856
3	1	1:29.091	26.081	32.187	30.823	205.7	6:15.114	3	2	1:35.091	27.613	35.408	32.070	194.2	5:21.947
4	1	1:28.530	25.201	31.614	31.715	217.7	7:43.644	4	2	1:29.568	25.563	32.486	31.519	205.3	6:51.515
5	1	1:27.809	24.853	32.072	30.884	227.4	9:11.453	5	2	1:30.387	25.534	33.409	31.444	209.7	8:21.902
6	1	4:04.891 B	24.917	31.240	3:08.734	218.6	13:16.344	6	2	1:38.681	27.169	38.326	33.186	195.7	10:00.583
7	1	1:38.494	33.227	34.207	31.060	148.1	14:54.838	7	2	1:33.118	25.827	33.845	33.446	215.1	11:33.701
8	1	1:26.031	23.999	31.423	30.609	253.5	16:20.869	8	2	1:34.683	26.934	34.880	32.869	217.3	13:08.384
9	1	1:27.762	24.369	31.949	31.444	246.6	17:48.631	9	2	1:28.905	25.190	32.564	31.151	210.5	14:37.289
10	1	1:30.469	24.401	34.975	31.093	241.1	19:19.100	10	2	1:32.543	26.651	34.191	31.701	213.0	16:09.832
11	1	1:26.335	24.376	31.369	30.590	232.8	20:45.435	11	2	3:36.428 B	25.480	33.564	2:37.384	202.2	19:46.260
12	1	1:27.246	24.192	32.189	30.865	239.5	22:12.681	12	1	1:38.789	34.419	33.611	30.759	140.1	21:25.049
13	1	1:25.687	23.893	31.192	30.602	252.3	23:38.368	13	1	1:26.112	24.819	30.975	30.318	229.3	22:51.161
14	1	1:25.901	23.990	31.400	30.511	228.8	25:04.269	14	1	1:27.334	24.522	32.191	30.621	234.8	24:18.495
15	1	1:26.896	23.894	31.726	31.276	241.1	26:31.165	15	1	1:27.809	24.207	32.156	31.446	246.0	25:46.304
16	1	1:28.283	24.484	32.190	31.609	213.9	27:59.448	16	1	1:25.613	23.271	31.596	30.746	237.4	27:11.917
17	1	1:26.019	23.953	31.038	31.028	250.6	29:25.467	17	1	1:25.207	23.284	30.385	31.538	237.9	28:37.124
18	1	4:02.211 B	27.126	46.521	2:48.564	192.9	33:27.678	18	1	1:39.352	24.712	30.849	43.791	217.3	30:16.476
19	1	1:32.850	30.901	31.042	30.907	149.8	35:00.528	19	1	3:14.148 B	45.574	41.273	1:47.301	91.6	33:30.624
20	1	1:26.059	24.069	30.942	31.048	237.4	36:26.587	20	2	1:31.756	30.814	30.553	30.389	140.1	35:02.380
21	1	1:25.310	23.960	30.858	30.492	239.5	37:51.897	21	2	1:24.741	23.786	30.793	30.162	243.2	36:27.121
22	1	1:26.774	24.629	31.396	30.749	231.3	39:18.671	22	2	1:25.630	23.690	31.074	30.866	244.3	37:52.751
23	1	1:29.261	24.921	32.873	31.467	238.4	40:47.932	23	2	1:25.103	24.044	30.694	30.365	242.7	39:17.854
24	1	4:23.097 B	26.312	33.714	3:23.071	178.2	45:11.029	24	2	1:26.685	23.797	32.526	30.362	233.8	40:44.539
25	1	1:33.722	31.046	31.816	30.860	139.7	46:44.751	25	2	3:57.537 B	23.394	31.061	3:03.082	240.0	44:42.076
26	1	1:25.904	23.834	31.043	31.027	257.1	48:10.655	26	2	1:29.082	28.488	30.539	30.055	165.4	46:11.158
27	1	1:27.097	25.102	31.206	30.789	238.9	49:37.752	27	2	1:22.930	23.093	30.022	29.815	241.6	47:34.088
28	1	1:25.069	23.978	30.850	30.241	250.6	51:02.821	28	2	1:24.679	23.385	30.464	30.830	226.4	48:58.767
29	1	1:26.997	24.015	30.591	32.391	224.5	52:29.818	29	2	1:23.940	23.313	30.301	30.326	240.5	50:22.707
73 Lola T70 Mk.3B 1967 1.Marc DEVIS P+2L 2.Martin O'CONNELL															
1	1	2:28.002	1:20.367	35.292	32.343	118.6	2:28.002	30	2	1:24.577	23.568	30.778	30.231	234.8	51:47.284
2	1	1:29.835	25.283	33.233	31.319	210.1	3:57.837	1	1	3:21.983	2:08.338	37.525	36.120	121.2	3:21.983
3	1	1:30.093	25.538	33.654	30.901	188.5	5:27.930	2	1	1:42.779	29.714	37.904	35.161	188.8	5:04.762
4	1	1:28.122	24.912	32.564	30.646	217.3	6:56.052	3	1	1:36.334	27.355	34.725	34.254	200.0	6:41.096
5	1	1:28.055	24.606	32.202	31.247	220.4	8:24.107	4	1	1:37.672	27.196	35.050	35.426	216.0	8:18.768
6	1	1:34.690	25.838	36.896	31.956	198.2	9:58.797	5	1	1:35.425	26.863	34.407	34.155	217.7	9:54.193
7	1	1:33.665	25.437	35.142	33.086	226.9	11:32.462	6	1	1:39.264	27.086	36.766	35.412	213.4	11:33.457
8	1	1:27.997	24.900	32.211	30.886	219.1	13:00.459	7	1	1:38.567	27.935	35.822	34.810	219.1	13:12.024
9	1	1:27.093	24.257	32.283	30.553	235.3	14:27.552	8	1	1:34.478	26.360	34.360	33.758	224.5	14:46.502
10	1	7:43.479 B	27.986	33.872	6:41.621	190.8	22:11.031	9	1	1:35.244	26.486	34.860	33.898	221.3	16:21.746
11	2	2:34.378 B	35.713	44.703	1:13.962	170.1	24:45.409	10	1	1:34.551	26.736	34.036	33.779	220.9	17:56.297
12	2	1:54.949	38.912	45.480	30.557	144.6	26:40.358	11	1	1:34.631	26.222	34.381	34.028	222.2	19:30.928
13	2	1:26.637	25.149	31.595	29.893	265.4	28:06.995	12	1	1:34.538	26.388	34.330	33.820	217.7	21:05.466
14	2	1:26.273	24.881	31.313	30.079	233.3	29:33.268	13	1	1:35.017	26.388	34.607	34.022	221.3	22:40.483
15	2	3:55.141 B	27.099	48.137	2:39.905	233.8	33:28.409	14	1	3:08.171 B	26.704	35.617	2:05.850	210.9	25:48.654
16	2	1:39.153	33.121	34.679	31.353	155.8	35:07.562	15	1	1:46.197	33.738	36.876	35.583	139.0	27:34.851
17	2	1:24.638	23.657	30.932	30.049	245.5	36:32.200	16	1	1:34.549	26.421	34.474	33.654	218.2	29:09.400
18	2	1:25.629	24.068	31.612	29.949	236.3	37:57.829	17	1	4:30.518 B	31.466	43.886	3:15.166	163.6	33:39.918
19	2	1:24.089	23.613	31.172	29.304	252.3	39:21.918	18	1	1:41.340	32.025	34.576	34.739	144.4	35:21.258
20	2	5:43.579 B	27.030	37.443	4:39.106	220.9	45:05.497	19	1	1:34.965	26.466	34.332	34.167	210.1	36:56.223
21	1	1:36.307	32.904	32.643	30.760	128.0	46:41.804	20	1	1:35.320	26.856	34.356	34.108	199.3	38:31.543





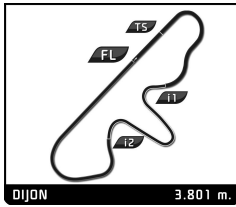
CLASSIC ENDURANCE RACING 1
GRAND PRIX DE L'AGE D'OR
QUALIFYING

Sector Analysis

Personal Best Session Best B Crossing the finish line in pit lane

Lap	D	Time	Sector 1	Sector 2	Sector 3	T. Spd	Elapsed	Lap	D	Time	Sector 1	Sector 2	Sector 3	T. Spd	Elapsed
86		Lola T70 Mk.3B 1969 1.Eric MESTDAGH P+2L 2.Christophe VAN RIET													
1	1	2:03.416	55.440	34.934	33.042	109.8	2:03.416	12	1	1:43.711	30.145	36.970	36.596	171.2	25:47.526
2	1	1:37.787	26.136	36.101	35.550	221.8	3:41.203	13	1	1:40.006	28.306	36.108	35.592	185.6	27:27.532
3	1	1:30.289	25.939	32.315	32.035	217.7	5:11.492	14	1	1:40.006	28.285	35.963	35.758	204.2	29:07.538
4	1	1:29.270	24.921	32.416	31.933	224.5	6:40.762	15	1	5:07.681 B	32.906	46.372	3:48.403	156.7	34:15.219
5	1	1:32.485	26.542	33.865	32.078	229.3	8:13.247	16	1	1:53.003	34.607	39.014	39.382	129.8	36:08.222
6	1	1:28.975	25.539	31.778	31.658	220.9	9:42.222	17	1	1:40.861	27.741	36.988	36.132	192.5	37:49.083
7	1	4:45.343 B	25.840	35.575	3:43.928	213.9	14:27.565	18	1	1:40.967	27.867	37.212	35.888	204.5	39:30.050
8	2	1:39.977	35.232	33.434	31.311	137.9	16:07.542	19	1	1:40.355	28.870	36.480	35.005	198.5	41:10.405
9	2	2:58.489 B	25.703	37.835	1:54.951	201.5	19:06.031								
10	2	1:32.816	29.636	31.493	31.687	158.4	20:38.847								
11	2	1:27.651	24.768	31.653	31.230	198.2	22:06.498								
12	2	1:27.285	25.045	31.027	31.213	200.7	23:33.783								
13	2	1:28.172	24.770	31.761	31.641	199.3	25:01.955								
89		McLaren M6B 1968 1.Max BANKS P+2L 2.Andrew BANKS													
1	2	1:56.498	53.587	32.832	30.079	120.8	1:56.498	1	1	1:48.035	38.419	36.285	33.331	147.1	1:48.035
2	2	1:33.990	25.886	37.560	30.544	216.0	3:30.488	2	1	1:31.794	26.417	33.783	31.594	180.9	3:19.829
3	2	1:27.872	23.545	34.368	29.959	244.9	4:58.360	3	1	1:28.357	25.408	32.436	30.513	183.7	4:48.186
4	2	1:24.288	24.121	30.521	29.646	241.6	6:22.648	4	1	1:31.192	25.485	33.245	32.462	231.8	6:19.378
5	2	1:27.998	24.010	33.195	30.793	237.9	7:50.646	5	1	1:26.477	24.479	31.251	30.747	210.5	7:45.855
6	2	1:23.079	23.254	30.281	29.544	260.2	9:13.725	6	1	1:26.956	23.586	32.626	30.744	238.4	9:12.811
7	2	1:24.741	24.787	30.493	29.461	220.9	10:38.466	7	1	3:02.672 B	24.361	30.923	2:07.388	232.3	12:15.483
8	2	1:23.479	23.334	30.735	29.410	243.2	12:01.945	8	1	1:30.407	29.221	30.905	30.281	161.9	13:45.890
9	2	1:24.380	23.597	30.554	30.229	236.3	13:26.325	9	1	1:24.114	23.651	30.396	30.067	235.8	15:10.004
10	2	1:25.912	24.201	31.714	29.997	230.8	14:52.237	10	1	1:27.375	24.898	31.698	30.779	216.0	16:37.379
11	2	1:25.179	24.068	31.429	29.682	242.7	16:17.416	11	1	1:24.406	23.902	30.265	30.239	236.8	18:01.785
12	2	1:25.675	24.287	31.827	29.561	238.4	17:43.091	12	1	1:27.561	24.372	31.934	31.255	236.8	19:29.346
13	2	1:23.687	23.700	30.524	29.463	248.3	19:06.778	13	1	1:24.844	23.801	30.526	30.517	241.6	20:54.190
14	2	1:22.987	23.395	30.458	29.134	245.5	20:29.765	14	1	3:04.591 B	24.187	32.354	2:08.050	236.8	23:58.781
15	2	6:06.316 B	24.118	30.856	5:11.342	247.7	26:36.081	15	1	1:35.319	32.329	31.386	31.604	122.9	25:34.100
16	1	1:34.755	32.210	31.624	30.921	162.9	28:10.836	16	1	1:25.700	23.984	30.938	30.778	209.7	26:59.800
17	1	1:23.585	23.693	30.541	29.351	244.9	29:34.421	17	1	1:26.841	25.053	31.371	30.417	207.7	28:26.641
18	1	3:50.525 B	26.981	47.894	2:35.650	241.6	33:24.946	18	1	1:28.990	26.602	31.573	30.815	205.7	29:55.631
19	1	1:29.936	29.739	30.521	29.676	178.8	34:54.882	19	1	5:04.121 B	37.336	42.796	3:43.989	157.2	34:59.752
20	1	1:22.777	23.496	29.893	29.388	251.7	36:17.659	20	1	1:33.056	29.995	31.578	31.483	159.8	36:32.808
21	1	1:22.193	22.898	30.020	29.275	242.2	37:39.852	21	1	1:26.984	23.705	32.220	31.059	241.6	37:59.792
22	1	1:27.636	25.351	32.158	30.127	216.4	39:07.488	22	1	1:23.697	23.381	30.492	29.824	238.9	39:23.489
23	1	1:28.560	25.366	31.799	31.395	223.6	40:36.048	23	1	1:27.698	23.850	32.069	31.779	241.6	40:51.187
93		Chevrolet Corvette C3 1969 1.Eric EXCOFFIER GT1 2.Clément EXCOFFIER													
1	2	3:15.204	1:56.083	40.213	38.908	125.3	3:15.204	1	1	3:44.229	2:26.203	38.831	39.195	131.1	3:44.229
2	2	1:44.506	33.123	36.699	34.684	133.3	4:59.710	2	1	1:40.316	29.820	35.756	34.740	203.0	5:24.545
3	2	1:37.447	28.011	35.731	33.705	177.6	6:37.157	3	1	1:37.252	26.871	36.485	33.896	197.8	7:01.797
4	2	3:25.663 B	30.904	35.928	2:18.831	183.1	10:02.820	4	1	1:33.345	26.088	34.130	33.127	211.4	8:35.142
5	2	1:42.841	33.789	34.081	34.971	125.1	11:45.661	5	1	1:33.045	25.692	34.170	33.183	204.9	10:08.187
6	2	1:31.226	26.046	32.874	32.306	213.0	13:16.887	6	1	1:33.728	25.754	34.494	33.480	215.1	11:41.915
7	2	1:32.431	26.371	33.700	32.360	210.1	14:49.318	7	1	1:34.881	25.715	34.520	34.646	218.6	13:16.796
8	2	1:34.167	26.369	34.488	33.310	218.2	16:23.485	8	1	3:35.894 B	27.413	34.261	2:34.220	193.9	16:52.690
9	2	3:53.744 B	26.449	34.117	2:53.178	223.1	20:17.229	9	1	1:41.375	32.302	35.609	33.464	145.4	18:34.065
10	1	2:03.643	42.422	42.313	38.908	102.0	22:20.872	10	1	1:36.424	27.712	34.415	34.297	217.7	20:10.489
11	1	1:42.943	28.112	37.839	36.992	207.3	24:03.815	11	1	1:33.436	25.809	34.676	32.951	218.6	21:43.925
107		Porsche 911 Carrera RSR 2.8L 1973 1.Geoﬀroy PETER GT1 2.Sébastien CRUBILE													
1	1	3:44.229	2:26.203	38.831	39.195	131.1	3:44.229	12	1	1:32.193	25.592	33.653	32.948	218.6	23:16.118
2	1	1:40.316	29.820	35.756	34.740	203.0	5:24.545	13	1	1:38.652	27.255	38.070	33.327	218.6	24:54.770
3	1	1:37.252	26.871	36.485	33.896	197.8	7:01.797	14	1	1:36.118	27.379	35.001	33.738	214.3	26:30.888
4	1	1:33.345	26.088	34.130	33.127	211.4	8:35.142								
5	1	1:33.045	25.692	34.170	33.183	204.9	10:08.187								
6	1	1:33.728	25.754	34.494	33.480	215.1	11:41.915								
7	1	1:34.881	25.715	34.520	34.646	218.6	13:16.796								
8	1	3:35.894 B	27.413	34.261	2:34.220	193.9	16:52.690								
9	1	1:41.375	32.302	35.609	33.464	145.4	18:34.065								
10	1	1:36.424	27.712	34.415	34.297	217.7	20:10.489								
11	1	1:33.436	25.809	34.676	32.951	218.6	21:43.925								





CLASSIC ENDURANCE RACING 1

GRAND PRIX DE L'AGE D'OR

QUALIFYING

Sector Analysis

■ Personal Best
 ■ Session Best
 ■ Crossing the finish line in pit lane

Lap	D	Time	Sector 1	Sector 2	Sector 3	T. Spd	Elapsed
15	1	1:34.449	27.237	33.801	33.411	194.6	28:05.337
16	1	2:09.508	52.381	33.795	43.332	215.6	30:14.845

110 Sabre D4 1971							
1. Franco PEDRAZZI P+2L							
2. Sébastien CRUBILE							
1	2	3:24.236	2:18.689	33.953	31.594	131.7	3:24.236
2	2	1:30.098	27.218	32.306	30.574	211.8	4:54.334
3	2	1:25.934	23.902	31.380	30.652	230.8	6:20.268
4	2	8:20.105 B	24.465	32.446	7:23.194	235.8	14:40.373
5	1	1:38.710	33.389	33.404	31.917	144.8	16:19.083
6	1	1:29.383	25.042	32.824	31.517	232.3	17:48.466
7	1	1:42.012	24.183	46.124	31.705	236.3	19:30.478
8	1	1:28.828	24.520	32.094	32.214	241.1	20:59.306
9	1	1:50.354	24.476	53.980	31.898	221.8	22:49.660
10	1	1:29.379	25.755	32.239	31.385	219.5	24:19.039
11	1	3:29.921 B	24.360	33.076	2:32.485	228.3	27:48.960
12	1	1:35.758	32.332	31.788	31.638	142.3	29:24.718
13	1	4:36.228 B	26.292	45.393	3:24.543	230.3	34:00.946
14	2	1:36.091	33.254	31.571	31.266	109.9	35:37.037
15	2	1:27.427	24.328	32.994	30.105	219.1	37:04.464
16	2	1:24.606	23.475	30.847	30.284	241.1	38:29.070
17	2	1:25.773	23.360	31.434	30.979	244.9	39:54.843
18	2	1:25.972	23.576	31.765	30.631	226.4	41:20.815
19	2	6:26.853 B	29.172	41.735	5:15.946	180.3	47:47.668
20	2	1:36.062	30.782	33.664	31.616	159.3	49:23.730
21	2	1:27.879	24.426	31.957	31.496	235.3	50:51.609
22	2	1:29.844	24.343	33.549	31.952	239.5	52:21.453

111 Lola T70 Mk.3 1967							
1. Philippe GIAUQUE P+2L							
1	1	15:04.845	...	39.515	38.061	113.8	15:04.845
2	1	1:34.302	28.845	34.630	30.827	175.0	16:39.147
3	1	1:24.353	23.822	30.960	29.571	244.9	18:03.500
4	1	1:26.237	24.086	31.996	30.155	250.6	19:29.737
5	1	1:33.004	26.722	33.732	32.550	250.6	21:02.741
6	1	1:25.144	24.345	30.878	29.921	250.0	22:27.885
7	1	1:25.072	23.653	31.562	29.857	259.0	23:52.957
8	1	1:25.425	23.572	31.148	30.705	259.0	25:18.382
9	1	1:41.202	29.588	39.063	32.551	163.9	26:59.584
10	1	1:34.599	25.374	36.251	32.974	249.4	28:34.183
11	1	8:12.052 B	31.762	38.774	7:01.516	207.7	36:46.235
12	1	1:45.964	38.133	36.727	31.104	114.2	38:32.199
13	1	1:25.012	23.817	31.191	30.004	253.5	39:57.211
14	1	1:25.225	23.864	31.536	29.825	248.3	41:22.436

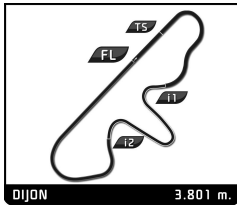
113 Ford GT40 Mk II (C) 1966							
1. Luco SANCHEZ GT1							
2. Michael FUNKE							
1	2	3:14.817	2:06.546	35.676	32.595	103.0	3:14.817
2	2	1:31.637	26.918	33.904	30.815	200.4	4:46.454
3	2	1:32.160	26.239	33.822	32.099	200.7	6:18.614
4	2	1:28.908	25.404	32.342	31.162	209.7	7:47.522
5	2	1:28.634	25.497	32.366	30.771	187.5	9:16.156
6	2	1:28.674	25.629	32.402	30.643	196.0	10:44.830
7	2	5:28.779 B	26.778	33.276	4:28.725	192.5	16:13.609
8	1	1:45.026	36.122	36.025	32.879	136.0	17:58.635
9	1	1:36.977	27.946	35.957	33.074	175.9	19:35.612
10	1	1:35.762	28.317	34.950	32.495	178.5	21:11.374

Lap	D	Time	Sector 1	Sector 2	Sector 3	T. Spd	Elapsed
11	1	1:35.253	27.528	34.679	33.046	165.6	22:46.627
12	1	1:34.498	28.221	34.458	31.819	183.4	24:21.125
13	1	1:35.750	26.683	36.450	32.617	189.8	25:56.875
14	1	1:32.925	27.280	33.795	31.850	193.5	27:29.800
15	1	1:32.929	26.767	34.172	31.990	184.9	29:02.729
16	1	5:05.470 B	29.710	38.924	3:56.836	155.6	34:08.199
17	1	1:40.175	34.470	33.661	32.044	140.1	35:48.374
18	1	1:33.545	26.515	33.234	33.796	193.2	37:21.919
19	1	1:32.779	26.807	33.367	32.605	181.5	38:54.698
20	1	1:35.249	27.817	34.535	32.897	185.2	40:29.947

122 De Tomaso Pantera GTS 1974							
1. David FEVRE GT1							
1	1	2:53.374	1:36.986	39.730	36.658	122.2	2:53.374
2	1	1:35.382	27.345	34.305	33.732	195.7	4:28.756
3	1	1:33.709	27.180	33.269	33.260	191.8	6:02.465
4	1	1:36.609	26.890	35.172	34.547	196.0	7:39.074
5	1	1:40.065	27.233	36.051	36.781	186.9	9:19.139
6	1	1:36.838	26.805	35.230	34.803	204.5	10:55.977
7	1	1:35.740	26.433	34.302	35.005	215.1	12:31.717
8	1	1:35.376	27.283	33.852	34.241	195.3	14:07.093
9	1	6:41.424 B	29.968	40.790	5:30.666	198.2	20:48.517
10	1	1:58.042	39.904	41.054	37.084	112.7	22:46.559
11	1	1:42.945	30.246	37.119	35.580	176.5	24:29.504
12	1	1:35.083	26.886	34.216	33.981	199.6	26:04.587
13	1	1:34.240	27.018	33.349	33.873	201.5	27:38.827
14	1	1:35.718	26.510	33.710	35.498	224.1	29:14.545
15	1	4:57.314 B	33.061	46.114	3:38.139	162.9	34:11.859
16	1	1:46.313	34.961	35.987	35.365	140.1	35:58.172
17	1	1:36.931	27.259	35.246	34.426	184.9	37:35.103
18	1	1:36.526	26.738	35.163	34.625	206.1	39:11.629
19	1	1:38.582	28.049	35.983	34.550	188.8	40:50.211
20	1	4:53.657 B	29.778	41.822	3:42.057	167.4	45:43.868
21	1	1:48.245	37.889	35.122	35.234	107.5	47:32.113
22	1	1:36.816	28.243	34.393	34.180	190.5	49:08.929
23	1	1:34.703	26.917	34.037	33.749	202.6	50:43.632
24	1	1:37.476	27.556	35.476	34.444	197.1	52:21.108

124 Lola T70 Mk.3B (C) 1968							
1. Emile BREITTMAYER P+2L							
1	1	2:36.079	1:23.666	40.781	31.632	155.2	2:36.079
2	1	1:26.991	26.179	30.883	29.929	189.1	4:03.070
3	1	4:56.326 B	25.109	31.721	3:59.496	229.8	8:59.396
4	1	1:31.993	30.679	31.552	29.762	172.0	10:31.389
5	1	1:22.882	23.139	30.262	29.481	225.9	11:54.271
6	1	1:24.325	23.860	30.898	29.567	225.0	13:18.596
7	1	5:43.736 B	26.112	31.264	4:46.360	210.1	19:02.332
8	1	1:32.647	31.003	30.572	31.072	172.8	20:34.979
9	1	1:24.555	23.686	30.914	29.955	260.9	21:59.534
10	1	1:22.770	22.928	30.341	29.501	247.7	23:22.304
11	1	1:26.158	23.840	31.713	30.605	220.9	24:48.462
12	1	1:24.443	24.388	30.501	29.554	237.9	26:12.905
13	1	1:24.447	22.877	31.135	30.435	250.6	27:37.352
14	1	1:25.744	24.051	30.947	30.746	238.9	29:03.096
15	1	10:49.621 B	28.752	36.440	9:44.429	153.8	39:52.717
16	1	1:35.270	31.717	32.785	30.768	155.4	41:27.987
17	1	4:03.009 B	28.842	41.558	2:52.609	216.4	45:30.996





CLASSIC ENDURANCE RACING 1
GRAND PRIX DE L'AGE D'OR
QUALIFYING

Sector Analysis

Personal Best Session Best B Crossing the finish line in pit lane

Lap	D	Time	Sector 1	Sector 2	Sector 3	T. Spd	Elapsed	Lap	D	Time	Sector 1	Sector 2	Sector 3	T. Spd	Elapsed
18	1	1:34.456	32.840	31.957	29.659	117.1	47:05.452	14	2	4:16.753 B	24.249	32.707	3:19.797	223.1	23:57.993
19	1	1:23.248	22.749	30.888	29.611	253.5	48:28.700	15	1	1:37.461	35.608	31.405	30.448	121.8	25:35.454
20	1	1:28.794	26.334	31.800	30.660	189.8	49:57.494	16	1	1:24.535	23.824	30.616	30.095	228.8	26:59.989
21	1	1:22.645	22.653	30.277	29.715	255.9	51:20.139	17	1	1:26.453	24.619	31.049	30.785	245.5	28:26.442

140 Tecma PH 755 1975
1. Denis LIQUIERE P-2L

1	1	2:32.052	1:09.720	40.588	41.744	109.2	2:32.052
2	1	1:44.945	30.798	37.851	36.296	161.0	4:16.997
3	1	1:46.158	30.715	38.980	36.463	154.9	6:03.155
4	1	4:38.439 B	31.167	37.039	3:30.233	184.9	10:41.594
5	1	1:50.349	36.234	37.695	36.420	118.9	12:31.943
6	1	1:42.584	28.877	37.764	35.943	181.8	14:14.527
7	1	1:40.135	28.825	35.151	36.159	181.5	15:54.662
8	1	1:37.978	27.812	34.941	35.225	202.2	17:32.640
9	1	1:37.483	27.424	34.483	35.576	182.1	19:10.123
10	1	1:36.433	27.147	34.078	35.208	203.4	20:46.556
11	1	1:35.983	26.587	34.336	35.060	204.9	22:22.539
12	1	1:39.983	27.929	36.531	35.523	196.0	24:02.522
13	1	1:36.800	27.520	34.334	34.946	173.9	25:39.322
14	1	1:37.534	27.083	35.524	34.927	207.3	27:16.856
15	1	1:36.656	26.214	35.205	35.237	207.3	28:53.512

163 Porsche 911 Carrera RSR 2.8 1973
1. Didier DENAT GT1

1	1	2:12.189	1:01.331	36.647	34.211	117.3	2:12.189
2	1	1:34.579	25.602	33.949	35.028	211.4	3:46.768
3	1	1:32.967	26.250	33.077	33.640	212.6	5:19.735
4	1	1:32.130	25.494	32.992	33.644	224.1	6:51.865
5	1	1:33.439	26.013	33.942	33.484	214.3	8:25.304
6	1	1:33.010	25.435	33.614	33.961	222.2	9:58.314
7	1	1:35.378	25.398	35.146	34.834	235.3	11:33.692
8	1	5:29.206 B	26.260	35.042	4:27.904	219.1	17:02.898
9	1	1:39.501	32.587	33.419	33.495	137.2	18:42.399
10	1	1:32.715	25.658	33.490	33.567	213.4	20:15.114
11	1	1:32.707	25.568	33.677	33.462	226.9	21:47.821
12	1	1:32.657	25.517	33.290	33.850	232.3	23:20.478
13	1	1:33.472	25.610	34.267	33.595	217.3	24:53.950
14	1	1:34.359	25.897	33.910	34.552	225.9	26:28.309
15	1	1:33.625	25.506	33.560	34.559	225.0	28:01.934
16	1	1:33.022	25.839	33.498	33.685	214.7	29:34.956

170 Lola T70 Mk.3B (C) 1969
1. Ross HYETT P+2L
2. Nick HYETT

1	2	1:48.035	43.201	33.212	31.622	124.7	1:48.035
2	2	1:31.026	25.511	33.545	31.970	218.2	3:19.061
3	2	1:28.435	25.596	32.378	30.461	193.5	4:47.496
4	2	1:33.298	26.004	34.866	32.428	215.1	6:20.794
5	2	1:32.420	24.520	34.369	33.531	233.8	7:53.214
6	2	1:27.478	24.849	31.619	31.010	239.5	9:20.692
7	2	1:41.106	27.428	35.787	37.891	207.3	11:01.798
8	2	1:29.461	24.411	31.218	33.832	223.1	12:31.259
9	2	1:26.615	24.403	31.292	30.920	221.3	13:57.874
10	2	1:26.151	24.203	31.257	30.691	232.8	15:24.025
11	2	1:26.101	23.826	31.162	31.113	254.1	16:50.126
12	2	1:25.539	24.051	30.517	30.971	236.3	18:15.665
13	2	1:25.575	23.893	31.056	30.626	237.4	19:41.240

14	2	4:16.753 B	24.249	32.707	3:19.797	223.1	23:57.993
15	1	1:37.461	35.608	31.405	30.448	121.8	25:35.454
16	1	1:24.535	23.824	30.616	30.095	228.8	26:59.989
17	1	1:26.453	24.619	31.049	30.785	245.5	28:26.442
18	1	1:29.377	27.768	31.550	30.059	225.0	29:55.819
19	1	3:45.463 B	38.152	43.433	2:23.878	136.5	33:41.282
20	1	1:37.454	33.127	32.318	32.009	134.2	35:18.736
21	1	1:25.254	23.658	31.181	30.415	243.8	36:43.990
22	1	1:23.621	23.263	30.569	29.789	255.9	38:07.611
23	1	2:58.525 B	24.824	35.782	1:57.919	225.5	41:06.136
24	2	3:47.737 B	34.779	43.596	2:29.362	124.6	44:53.873
25	2	1:37.005	30.959	34.790	31.256	166.2	46:30.878
26	2	1:25.052	23.736	30.929	30.387	255.3	47:55.930
27	2	1:25.879	23.837	31.566	30.476	242.2	49:21.809
28	2	1:25.097	23.387	31.158	30.552	254.7	50:46.906
29	2	1:30.597	25.181	32.732	32.684	242.2	52:17.503

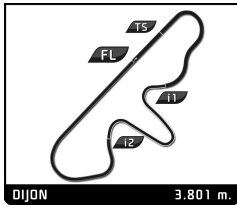
199 Chevron B19 1971
1. Jamie CONSTABLE P-2L
2. Michael CANTILLON

1	1	2:25.883	1:16.820	35.150	33.913	130.3	2:25.883
2	1	1:31.793	25.514	33.132	33.147	225.9	3:57.676
3	1	1:31.208	25.205	33.323	32.680	205.7	5:28.884
4	1	1:29.192	24.330	33.451	31.411	242.2	6:58.076
5	1	1:27.946	23.800	32.690	31.456	246.6	8:26.022
6	1	1:30.029	24.994	33.506	31.529	233.3	9:56.051
7	1	1:31.254	25.908	33.494	31.852	244.3	11:27.305
8	1	1:27.475	24.124	31.882	31.469	236.3	12:54.780
9	1	1:27.768	24.011	31.716	32.041	229.3	14:22.548
10	1	1:28.594	24.219	32.463	31.912	240.0	15:51.142
11	1	4:55.908 B	23.875	34.431	3:57.602	243.8	20:47.050
12	2	1:40.770	35.859	33.630	31.281	136.9	22:27.820
13	2	1:28.640	24.055	33.606	30.979	235.8	23:56.460
14	2	1:25.235	23.988	30.839	30.408	237.9	25:21.695
15	2	1:28.137	23.531	34.168	30.438	245.5	26:49.832
16	2	1:24.337	23.426	30.604	30.307	244.9	28:14.169
17	2	1:29.292	26.026	32.045	31.221	244.9	29:43.461
18	2	7:47.269 B	27.833	43.252	6:36.184	187.5	37:30.730
19	2	1:35.434	32.549	32.411	30.474	146.7	39:06.164
20	2	1:24.297	24.030	30.683	29.584	235.3	40:30.461
21	2	2:18.078 B	28.152	32.574	1:17.352	163.4	42:48.539
22	2	3:18.145	2:17.899	30.288	29.958	156.5	46:06.684
23	2	2:20.956 B	23.531	31.021	1:26.404	239.5	48:27.640
24	2	1:31.104	29.882	30.898	30.324	140.1	49:58.744
25	2	1:23.286	23.402	30.380	29.504	241.1	51:22.030

259 Porsche 911 Carrera RSR 3.0 1974
1. Tarek MAHMOUD GT1

1	1	2:57.486	1:38.286	39.166	40.034	133.0	2:57.486
2	1	1:44.766	30.366	38.424	35.976	162.7	4:42.252
3	1	1:39.449	27.812	35.864	35.773	187.5	6:21.701
4	1	1:37.429	27.395	35.242	34.792	174.8	7:59.130
5	1	1:37.184	27.391	35.163	34.630	165.1	9:36.314
6	1	1:36.584	26.791	34.794	34.999	193.5	11:12.898
7	1	1:36.350	26.682	34.849	34.819	202.6	12:49.248
8	1	1:36.924	27.169	35.178	34.577	194.9	14:26.172
9	1	1:37.372	27.679	34.717	34.976	192.2	16:03.544
10	1	1:36.166	27.247	34.468	34.451	186.2	17:39.710





CLASSIC ENDURANCE RACING 1

GRAND PRIX DE L'AGE D'OR

QUALIFYING

Sector Analysis

■ Personal Best
 ■ Session Best
 B Crossing the finish line in pit lane

Lap	D	Time	Sector 1	Sector 2	Sector 3	T. Spd	Elapsed	Lap	D	Time	Sector 1	Sector 2	Sector 3	T. Spd	Elapsed
11	1	1:36.141	27.245	34.477	34.419	198.9	19:15.851								
12	1	1:35.042	26.518	34.194	34.330	197.4	20:50.893								
13	1	1:37.645	26.734	35.113	35.798	214.7	22:28.538								
14	1	1:41.188	28.242	37.301	35.645	185.9	24:09.726								
15	1	1:36.833	27.310	34.262	35.261	198.2	25:46.559								
16	1	1:36.406	27.556	34.107	34.743	178.8	27:22.965								
17	1	1:35.792	27.790	33.776	34.226	191.2	28:58.757								
18	1	4:49.571 B	29.549	38.256	3:41.766	163.6	33:48.328								
19	1	1:44.029	36.180	33.964	33.885	109.9	35:32.357								
20	1	1:37.301	27.106	35.643	34.552	184.9	37:09.658								
21	1	1:35.026	26.950	34.013	34.063	186.9	38:44.684								
22	1	1:34.867	26.539	34.041	34.287	210.5	40:19.551								

440

Ford GT40 1965

1. Pedro SANCHEZ

2. Michael FUNKE

GT1

1	1	3:20.983	2:07.156	37.411	36.416	115.9	3:20.983
2	1	1:44.644	30.415	38.734	35.495	168.0	5:05.627
3	1	1:37.991	27.920	36.497	33.574	180.9	6:43.618
4	1	1:36.572	27.305	34.871	34.396	192.9	8:20.190
5	1	1:38.548	27.158	36.312	35.078	184.6	9:58.738
6	1	1:37.648	27.236	36.054	34.358	211.8	11:36.386
7	1	3:56.168 B	27.550	36.253	2:52.365	183.1	15:32.554
8	1	1:46.311	35.014	36.645	34.652	137.8	17:18.865
9	1	1:39.259	28.923	35.573	34.763	165.6	18:58.124
10	1	1:39.605	29.003	36.216	34.386	178.8	20:37.729
11	1	1:40.415	28.372	36.732	35.311	185.2	22:18.144
12	1	1:39.658	28.845	36.654	34.159	184.9	23:57.802
13	1	1:36.371	26.764	35.055	34.552	194.9	25:34.173
14	1	1:37.969	27.982	35.371	34.616	171.7	27:12.142
15	1	1:36.706	27.013	35.548	34.145	187.5	28:48.848
16	1	5:08.447 B	33.798	35.822	3:58.827	157.4	33:57.295
17	2	1:39.234	33.454	33.751	32.029	148.1	35:36.529
18	2	1:32.686	26.334	34.349	32.003	204.2	37:09.215
19	2	1:31.738	26.081	33.883	31.774	199.3	38:40.953