

CLASSIC ENDURANCE RACING 1

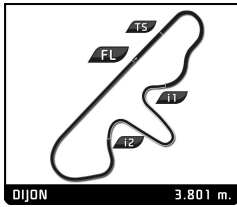
GRAND PRIX DE L'AGE D'OR

PRIVATE PRACTICE

Sector Analysis

■ Personal Best ■ Session Best B Crossing the finish line in pit lane

| Lap | D | Time | Sector 1 | Sector 2 | Sector 3 | T. Spd | Elapsed | Lap | D | Time | Sector 1 | Sector 2 | Sector 3 | T. Spd | Elapsed | | |
|----------|---|--|----------|----------|----------|--------|-----------|------|-----------|------------|---|----------|----------|--------|-----------|-----------|------|
| 2 | | Lola T210 1970 1. Frank JACOB | | | | | | P-2L | 14 | 1 | 1:24.870 | 24.348 | 30.672 | 29.850 | 226.9 | 33:50.781 | |
| 1 | 1 | 2:01.628 | 49.883 | 37.758 | 33.987 | 115.1 | 2:01.628 | 1 | 1 | 3:08.799 | 1:50.035 | 40.994 | 37.770 | 112.9 | 3:08.799 | | |
| 2 | 1 | 1:37.907 | 27.069 | 36.455 | 34.383 | 187.8 | 3:39.535 | 2 | 1 | 1:43.114 | 30.573 | 38.828 | 33.713 | 154.9 | 4:51.913 | | |
| 3 | 1 | 1:33.279 | 26.213 | 33.487 | 33.579 | 210.9 | 5:12.814 | 3 | 1 | 1:35.702 | 26.486 | 34.914 | 34.302 | 210.9 | 6:27.615 | | |
| 4 | 1 | 1:34.486 | 28.146 | 33.832 | 32.508 | 172.2 | 6:47.300 | 4 | 1 | 1:32.268 | 26.163 | 33.562 | 32.543 | 197.8 | 7:59.883 | | |
| 5 | 1 | 1:30.168 | 25.405 | 32.759 | 32.004 | 193.2 | 8:17.468 | 5 | 1 | 1:46.145 | 27.203 | 35.339 | 43.603 | 186.5 | 9:46.028 | | |
| 6 | 1 | 5:07.677 B | 25.440 | 33.012 | 4:09.225 | 212.6 | 13:25.145 | 6 | 1 | 6:19.657 B | 43.423 | 44.416 | 4:51.818 | 90.8 | 16:05.685 | | |
| 7 | 1 | 1:46.992 | 37.426 | 35.685 | 33.881 | 134.8 | 15:12.137 | 7 | 1 | 1:42.545 | 36.023 | 33.840 | 32.682 | 129.3 | 17:48.230 | | |
| 8 | 1 | 1:31.785 | 26.109 | 33.189 | 32.487 | 201.1 | 16:43.922 | 8 | 1 | 1:31.948 | 25.913 | 33.769 | 32.266 | 211.8 | 19:20.178 | | |
| 9 | 1 | 1:30.464 | 25.654 | 32.575 | 32.235 | 196.4 | 18:14.386 | 9 | 1 | 1:33.170 | 27.108 | 33.869 | 32.193 | 178.5 | 20:53.348 | | |
| 10 | 1 | 1:29.930 | 25.212 | 33.689 | 31.029 | 212.6 | 19:44.316 | 10 | 1 | 1:33.175 | 27.822 | 33.116 | 32.237 | 201.5 | 22:26.523 | | |
| 11 | 1 | 1:26.476 | 24.066 | 31.637 | 30.773 | 238.9 | 21:10.792 | 11 | 1 | 1:56.867 | 27.285 | 33.895 | 55.687 | 174.8 | 24:23.390 | | |
| 12 | 1 | 1:27.244 | 24.120 | 31.902 | 31.222 | 232.3 | 22:38.036 | 12 | 1 | 2:07.058 | 44.891 | 47.282 | 34.885 | 84.6 | 26:30.448 | | |
| 13 | 1 | 7:28.722 B | 31.116 | 48.250 | 6:09.356 | 172.0 | 30:06.758 | 13 | 1 | 1:30.768 | 25.886 | 32.779 | 32.103 | 212.2 | 28:01.216 | | |
| 14 | 1 | 1:44.680 | 36.399 | 35.406 | 32.875 | 131.5 | 31:51.438 | 14 | 1 | 1:36.056 | 26.467 | 34.497 | 35.092 | 201.1 | 29:37.272 | | |
| 15 | 1 | 1:32.285 | 27.212 | 32.758 | 32.315 | 191.5 | 33:23.723 | 15 | 1 | 5:04.442 B | 30.790 | 40.440 | 3:53.212 | 171.2 | 34:41.714 | | |
| 16 | 1 | 1:29.489 | 25.586 | 32.052 | 31.851 | 201.5 | 34:53.212 | 16 | 1 | 1:39.982 | 32.873 | 33.990 | 33.119 | 149.8 | 36:21.696 | | |
| 17 | 1 | 1:29.125 | 24.136 | 32.593 | 32.396 | 238.4 | 36:22.337 | 17 | 1 | 1:31.059 | 25.597 | 33.694 | 31.768 | 202.6 | 37:52.755 | | |
| 18 | 1 | 1:31.356 | 25.333 | 34.350 | 31.673 | 210.9 | 37:53.693 | 18 | 1 | 1:30.338 | 25.269 | 32.694 | 32.375 | 215.1 | 39:23.093 | | |
| 19 | 1 | 1:30.193 | 25.183 | 32.838 | 32.172 | 212.2 | 39:23.886 | 19 | 1 | 1:31.256 | 25.561 | 33.855 | 31.840 | 222.2 | 40:54.349 | | |
| 20 | 1 | 1:28.298 | 24.930 | 32.323 | 31.045 | 216.0 | 40:52.184 | 20 | 1 | 1:29.731 | 25.991 | 32.400 | 31.340 | 191.2 | 42:24.080 | | |
| 21 | 1 | 1:27.683 | 25.193 | 31.680 | 30.810 | 213.9 | 42:19.867 | 21 | 1 | 1:30.052 | 25.608 | 32.920 | 31.524 | 215.6 | 43:54.132 | | |
| 4 | | Porsche 908/03 1971 1. Henrique GEMPERLE 2. Marc de SIEBENTHAL | | | | | | P+2L | 10 | | Chevron B16 1971 1. Franco MEINERS | | | | | | P-2L |
| 1 | 2 | 2:02.782 | 57.625 | 32.293 | 32.864 | 119.3 | 2:02.782 | 1 | 1 | 2:48.315 | 1:34.628 | 37.855 | 35.832 | 99.0 | 2:48.315 | | |
| 2 | 2 | 1:28.958 | 25.077 | 32.822 | 31.059 | 193.9 | 3:31.740 | 2 | 1 | 1:34.817 | 26.594 | 35.144 | 33.079 | 194.2 | 4:23.132 | | |
| 3 | 2 | 1:25.992 | 24.363 | 31.815 | 29.814 | 225.5 | 4:57.732 | 3 | 1 | 1:32.754 | 25.614 | 33.459 | 33.681 | 196.0 | 5:55.886 | | |
| 4 | 2 | 1:23.511 | 23.016 | 31.327 | 29.168 | 246.0 | 6:21.243 | 4 | 1 | 1:32.866 | 25.592 | 34.250 | 33.024 | 218.6 | 7:28.752 | | |
| 5 | 2 | 1:25.315 | 23.045 | 30.520 | 31.750 | 244.9 | 7:46.558 | 5 | 1 | 1:29.172 | 25.090 | 32.078 | 32.004 | 213.9 | 8:57.924 | | |
| 6 | 2 | 1:21.725 | 22.800 | 29.859 | 29.066 | 241.6 | 9:08.283 | 6 | 1 | 4:33.859 B | 26.537 | 46.071 | 3:21.251 | 180.3 | 13:31.783 | | |
| 7 | 2 | 10:04.093 B | 29.836 | 48.336 | 8:45.921 | 210.5 | 19:12.376 | 7 | 1 | 1:40.638 | 33.437 | 34.212 | 32.989 | 124.4 | 15:12.421 | | |
| 8 | 1 | 1:42.524 | 35.877 | 34.998 | 31.649 | 116.8 | 20:54.900 | 8 | 1 | 1:30.509 | 25.149 | 33.171 | 32.189 | 217.3 | 16:42.930 | | |
| 9 | 1 | 1:31.688 | 27.429 | 32.878 | 31.381 | 189.5 | 22:26.588 | 9 | 1 | 1:28.550 | 24.521 | 32.624 | 31.405 | 212.6 | 18:11.480 | | |
| 10 | 1 | 1:53.465 | 25.366 | 32.789 | 55.310 | 190.8 | 24:20.053 | 10 | 1 | 1:29.271 | 25.516 | 32.131 | 31.624 | 202.2 | 19:40.751 | | |
| 11 | 1 | 2:05.524 | 45.485 | 47.193 | 32.846 | 82.3 | 26:25.577 | 11 | 1 | 1:27.461 | 24.590 | 31.685 | 31.186 | 226.4 | 21:08.212 | | |
| 12 | 1 | 1:27.000 | 24.541 | 31.589 | 30.870 | 242.7 | 27:52.577 | 12 | 1 | 1:29.566 | 24.416 | 31.665 | 33.485 | 216.9 | 22:37.778 | | |
| 13 | 1 | 1:27.754 | 23.880 | 32.728 | 31.146 | 217.3 | 29:20.331 | 13 | 1 | 4:58.424 B | 29.294 | 42.994 | 3:46.136 | 191.8 | 27:36.202 | | |
| 14 | 1 | 1:23.856 | 23.434 | 30.829 | 29.593 | 237.9 | 30:44.187 | 14 | 1 | 1:35.703 | 31.698 | 32.479 | 31.526 | 140.1 | 29:11.905 | | |
| 7 | | Lola T70 Mk.3B 1969 1. Toni SEILER | | | | | | P+2L | 11 | | Ford GT40 (C) 1965 1. Frederic WAKEMAN 2. Mike GRANT-PETERKIN | | | | | | GT1 |
| 1 | 1 | 3:35.152 | 2:27.478 | 35.946 | 31.728 | 130.8 | 3:35.152 | 1 | 2 | 2:20.832 | 1:08.542 | 38.722 | 33.568 | 119.1 | 2:20.832 | | |
| 2 | 1 | 1:33.475 | 27.542 | 33.196 | 32.737 | 184.3 | 5:08.627 | 2 | 2 | 1:33.899 | 26.804 | 34.690 | 32.405 | 188.5 | 3:54.731 | | |
| 3 | 1 | 1:32.735 | 25.562 | 32.977 | 34.196 | 199.3 | 6:41.362 | 3 | 2 | 1:32.826 | 26.882 | 33.734 | 32.210 | 188.8 | 5:27.557 | | |
| 4 | 1 | 1:29.370 | 24.417 | 31.802 | 33.151 | 225.0 | 8:10.732 | 4 | 2 | 1:34.774 | 27.628 | 33.659 | 33.487 | 177.0 | 7:02.331 | | |
| 5 | 1 | 5:40.252 B | 24.211 | 31.764 | 4:44.277 | 230.8 | 13:50.984 | 5 | 2 | 1:35.937 | 26.856 | 34.035 | 35.046 | 188.2 | 8:38.268 | | |
| 6 | 1 | 1:34.558 | 31.906 | 31.679 | 30.973 | 153.4 | 15:25.542 | 6 | 2 | 3:54.305 B | 27.955 | 41.873 | 2:44.477 | 165.4 | 12:32.573 | | |
| 7 | 1 | 1:27.160 | 25.314 | 31.482 | 30.364 | 222.2 | 16:52.702 | 7 | 2 | 1:42.007 | 32.215 | 36.169 | 33.623 | 160.7 | 14:14.580 | | |
| 8 | 1 | 1:29.058 | 26.092 | 31.815 | 31.151 | 197.1 | 18:21.760 | | | | | | | | | | |
| 9 | 1 | 1:25.917 | 24.428 | 31.322 | 30.167 | 217.3 | 19:47.677 | | | | | | | | | | |
| 10 | 1 | 1:23.901 | 23.788 | 30.586 | 29.527 | 236.8 | 21:11.578 | | | | | | | | | | |
| 11 | 1 | 8:09.486 B | 24.188 | 46.001 | 6:59.297 | 219.5 | 29:21.064 | | | | | | | | | | |
| 12 | 1 | 1:38.419 | 34.120 | 33.502 | 30.797 | 154.1 | 30:59.483 | | | | | | | | | | |
| 13 | 1 | 1:26.428 | 24.989 | 31.321 | 30.118 | 215.1 | 32:25.911 | | | | | | | | | | |



CLASSIC ENDURANCE RACING 1
GRAND PRIX DE L'AGE D'OR
PRIVATE PRACTICE

Sector Analysis

Personal Best Session Best B Crossing the finish line in pit lane

| Lap | D | Time | Sector 1 | Sector 2 | Sector 3 | T. Spd | Elapsed | Lap | D | Time | Sector 1 | Sector 2 | Sector 3 | T. Spd | Elapsed | | | | |
|-----|---|-----------------|---------------|---------------|---------------|--------|-----------|-----|---|----------|----------|----------|----------|--------|-----------|--|--|--|--|
| 8 | 2 | 1:33.929 | 27.908 | 33.874 | 32.147 | 191.2 | 15:48.509 | 17 | 1 | 1:40.378 | 33.911 | 34.134 | 32.333 | 147.5 | 34:17.115 | | | | |
| 9 | 2 | 1:31.685 | 26.067 | 33.353 | 32.265 | 201.1 | 17:20.194 | 18 | 1 | 1:26.593 | 24.367 | 31.149 | 31.077 | 218.6 | 35:43.708 | | | | |
| 10 | 2 | 1:31.512 | 25.898 | 33.575 | 32.039 | 209.3 | 18:51.706 | 19 | 1 | 1:26.885 | 24.371 | 32.164 | 30.350 | 209.3 | 37:10.593 | | | | |
| 11 | 2 | 1:33.633 | 27.717 | 33.762 | 32.154 | 192.5 | 20:25.339 | 20 | 1 | 1:26.172 | 24.398 | 31.226 | 30.548 | 221.8 | 38:36.765 | | | | |
| 12 | 2 | 3:38.675 B | 26.035 | 33.236 | 2:39.404 | 201.1 | 24:04.014 | 21 | 1 | 1:28.666 | 25.493 | 31.810 | 31.363 | 212.2 | 40:05.431 | | | | |
| 13 | 1 | 2:19.436 | 50.944 | 49.113 | 39.379 | 87.1 | 26:23.450 | 22 | 1 | 1:29.858 | 27.786 | 31.573 | 30.499 | 133.8 | 41:35.289 | | | | |
| 14 | 1 | 1:40.215 | 27.922 | 37.746 | 34.547 | 201.9 | 28:03.665 | 23 | 1 | 1:27.364 | 24.411 | 31.534 | 31.419 | 199.3 | 43:02.653 | | | | |
| 15 | 1 | 1:33.316 | 26.317 | 34.698 | 32.301 | 196.4 | 29:36.981 | 24 | 1 | 1:28.020 | 24.242 | 31.407 | 32.371 | 211.8 | 44:30.673 | | | | |
| 16 | 1 | 1:35.452 | 26.456 | 35.531 | 33.465 | 197.4 | 31:12.433 | | | | | | | | | | | | |
| 17 | 1 | 1:31.966 | 25.763 | 34.262 | 31.941 | 219.1 | 32:44.399 | | | | | | | | | | | | |
| 18 | 1 | 1:32.064 | 26.033 | 34.067 | 31.964 | 217.7 | 34:16.463 | | | | | | | | | | | | |
| 19 | 1 | 1:33.894 | 26.672 | 34.289 | 32.933 | 189.1 | 35:50.357 | | | | | | | | | | | | |
| 20 | 1 | 1:31.593 | 25.930 | 33.867 | 31.796 | 200.7 | 37:21.950 | | | | | | | | | | | | |

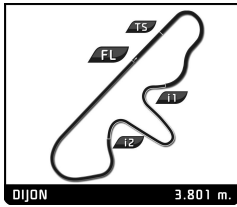
| Lap | D | Time | Sector 1 | Sector 2 | Sector 3 | T. Spd | Elapsed |
|-----|---|-----------------|---------------|---------------|---------------|--------|-----------|
| 13 | Porsche 911 Carrera RSR 2.8 1972 1. Oren NATAF GT1 | | | | | | |
| 1 | 1 | 3:27.123 | 2:07.823 | 39.377 | 39.923 | 110.0 | 3:27.123 |
| 2 | 1 | 1:47.177 | 30.827 | 37.664 | 38.686 | 180.3 | 5:14.300 |
| 3 | 1 | 1:46.179 | 31.194 | 36.926 | 38.059 | 161.7 | 7:00.479 |
| 4 | 1 | 1:46.441 | 30.135 | 38.517 | 37.789 | 194.6 | 8:46.920 |
| 5 | 1 | 4:19.086 B | 29.992 | 42.662 | 3:06.432 | 181.5 | 13:06.006 |
| 6 | 1 | 1:52.577 | 38.919 | 36.372 | 37.286 | 113.6 | 14:58.583 |
| 7 | 1 | 1:43.853 | 29.531 | 37.145 | 37.177 | 195.7 | 16:42.436 |
| 8 | 1 | 1:43.163 | 29.163 | 36.780 | 37.220 | 192.5 | 18:25.599 |
| 9 | 1 | 1:44.630 | 29.083 | 38.388 | 37.159 | 171.7 | 20:10.229 |
| 10 | 1 | 1:41.838 | 28.716 | 36.075 | 37.047 | 192.5 | 21:52.067 |
| 11 | 1 | 1:52.956 | 28.569 | 37.931 | 46.456 | 186.5 | 23:45.023 |
| 12 | 1 | 2:25.550 | 49.273 | 47.015 | 49.262 | 94.3 | 26:10.573 |
| 13 | 1 | 1:45.321 | 30.069 | 38.425 | 36.827 | 155.4 | 27:55.894 |
| 14 | 1 | 1:44.113 | 28.229 | 37.087 | 38.797 | 193.5 | 29:40.007 |
| 15 | 1 | 1:45.677 | 30.064 | 37.955 | 37.658 | 178.2 | 31:25.684 |
| 16 | 1 | 1:42.417 | 28.595 | 36.380 | 37.442 | 190.8 | 33:08.101 |
| 17 | 1 | 1:47.358 | 29.621 | 39.974 | 37.763 | 175.6 | 34:55.459 |
| 18 | 1 | 1:47.613 | 30.551 | 38.657 | 38.405 | 183.4 | 36:43.072 |
| 19 | 1 | 1:48.851 | 30.494 | 38.430 | 39.927 | 177.3 | 38:31.923 |
| 20 | 1 | 1:45.117 | 30.574 | 37.184 | 37.359 | 186.5 | 40:17.040 |
| 21 | 1 | 1:45.571 | 30.052 | 37.183 | 38.336 | 165.4 | 42:02.611 |
| 22 | 1 | 1:43.116 | 29.448 | 36.610 | 37.058 | 171.4 | 43:45.727 |

| Lap | D | Time | Sector 1 | Sector 2 | Sector 3 | T. Spd | Elapsed |
|-----|---|-----------------|---------------|---------------|---------------|--------|-----------|
| 15 | Chevron B19 1971 1. John EMBERSON 2. Nigel GREENSALL P-2L | | | | | | |
| 1 | 1 | 2:00.771 | 50.416 | 37.638 | 32.717 | 137.2 | 2:00.771 |
| 2 | 1 | 1:29.484 | 25.451 | 31.980 | 32.053 | 213.0 | 3:30.255 |
| 3 | 1 | 1:27.789 | 25.273 | 32.038 | 30.478 | 219.5 | 4:58.044 |
| 4 | 1 | 1:28.833 | 24.155 | 31.581 | 33.097 | 223.1 | 6:26.877 |
| 5 | 1 | 1:27.470 | 24.462 | 31.659 | 31.349 | 218.2 | 7:54.347 |
| 6 | 1 | 1:29.081 | 25.223 | 32.907 | 30.951 | 210.5 | 9:23.428 |
| 7 | 1 | 2:19.731 | 36.592 | 42.242 | 1:00.897 | 139.0 | 11:43.159 |
| 8 | 1 | 1:37.540 | 32.759 | 33.072 | 31.709 | 92.8 | 13:20.699 |
| 9 | 1 | 1:26.345 | 24.289 | 31.407 | 30.649 | 214.3 | 14:47.044 |
| 10 | 1 | 4:42.115 B | 24.613 | 31.040 | 3:46.462 | 213.4 | 19:29.159 |
| 11 | 2 | 1:33.896 | 31.160 | 31.994 | 30.742 | 143.6 | 21:03.055 |
| 12 | 2 | 1:24.956 | 23.085 | 31.264 | 30.607 | 230.8 | 22:28.011 |
| 13 | 2 | 2:00.558 | 26.266 | 35.525 | 58.767 | 214.7 | 24:28.569 |
| 14 | 2 | 2:08.390 | 51.525 | 46.220 | 30.645 | 74.9 | 26:36.959 |
| 15 | 2 | 1:23.165 | 23.129 | 29.987 | 30.049 | 238.4 | 28:00.124 |
| 16 | 2 | 4:36.613 B | 23.451 | 30.646 | 3:42.516 | 240.5 | 32:36.737 |

| Lap | D | Time | Sector 1 | Sector 2 | Sector 3 | T. Spd | Elapsed |
|-----|--|-----------------|----------|---------------|---------------|--------|-----------|
| 18 | Lola T70 Mk.3B 1969 1. David HART 2. Olivier HART P+2L | | | | | | |
| 1 | 1 | 2:18.371 | 1:13.075 | 33.957 | 31.339 | 126.6 | 2:18.371 |
| 2 | 1 | 1:29.781 | 25.489 | 33.991 | 30.301 | 204.9 | 3:48.152 |
| 3 | 1 | 1:28.519 | 25.574 | 32.388 | 30.557 | 200.4 | 5:16.671 |
| 4 | 1 | 1:29.823 | 25.744 | 33.043 | 31.036 | 200.7 | 6:46.494 |
| 5 | 1 | 1:26.443 | 24.624 | 31.481 | 30.338 | 210.5 | 8:12.937 |
| 6 | 1 | 1:39.735 | 24.375 | 31.901 | 43.459 | 213.9 | 9:52.672 |
| 7 | 1 | 2:22.780 | 51.991 | 51.790 | 38.999 | 75.6 | 12:15.452 |
| 8 | 1 | 1:26.705 | 24.603 | 31.979 | 30.123 | 223.1 | 13:42.157 |
| 9 | 1 | 1:27.568 | 24.206 | 32.210 | 31.152 | 224.1 | 15:09.725 |
| 10 | 1 | 1:27.323 | 25.000 | 32.214 | 30.109 | 208.9 | 16:37.048 |
| 11 | 1 | 1:26.333 | 24.726 | 31.674 | 29.933 | 216.0 | 18:03.381 |
| 12 | 1 | 4:33.678 B | 24.160 | 31.714 | 3:37.804 | 234.8 | 22:37.059 |
| 13 | 2 | 2:20.706 | 33.534 | 47.749 | 59.423 | 163.1 | 24:57.765 |
| 14 | 2 | 1:49.795 | 42.352 | 36.502 | 30.941 | 84.2 | 26:47.560 |
| 15 | 2 | 1:28.192 | 24.773 | 32.684 | 30.735 | 210.5 | 28:15.752 |
| 16 | 2 | 1:25.620 | 24.474 | 30.931 | 30.215 | 218.2 | 29:41.372 |
| 17 | 2 | 1:28.390 | 24.980 | 32.730 | 30.680 | 210.9 | 31:09.762 |
| 18 | 2 | 1:23.975 | 23.413 | 30.770 | 29.792 | 236.8 | 32:33.737 |
| 19 | 2 | 4:04.666 B | 24.968 | 31.371 | 3:08.327 | 234.8 | 36:38.403 |
| 20 | 2 | 1:43.899 | 38.132 | 35.120 | 30.647 | 133.7 | 38:22.302 |
| 21 | 2 | 1:23.370 | 23.365 | 30.271 | 29.734 | 254.7 | 39:45.672 |
| 22 | 2 | 1:25.921 | 24.713 | 31.117 | 30.091 | 224.5 | 41:11.593 |
| 23 | 2 | 1:25.687 | 24.788 | 30.940 | 29.959 | 185.6 | 42:37.280 |
| 24 | 2 | 1:24.540 | 23.360 | 31.104 | 30.076 | 255.9 | 44:01.820 |

| Lap | D | Time | Sector 1 | Sector 2 | Sector 3 | T. Spd | Elapsed |
|-----|--|------------|----------|----------|---------------|--------|-----------|
| 19 | Chevron B19 1971 1. Rolf SIGRIST P-2L | | | | | | |
| 1 | 1 | 2:04.500 | 57.668 | 34.744 | 32.088 | 120.5 | 2:04.500 |
| 2 | 1 | 1:35.306 | 26.092 | 35.231 | 33.983 | 185.2 | 3:39.806 |
| 3 | 1 | 1:29.873 | 25.565 | 32.361 | 31.947 | 216.4 | 5:09.679 |
| 4 | 1 | 1:28.454 | 24.910 | 32.327 | 31.217 | 209.7 | 6:38.133 |
| 5 | 1 | 1:32.647 | 25.321 | 32.955 | 34.371 | 220.9 | 8:10.780 |
| 6 | 1 | 1:37.710 | 24.636 | 32.486 | 40.588 | 224.5 | 9:48.490 |
| 7 | 1 | 2:16.462 | 44.240 | 44.148 | 48.074 | 91.6 | 12:04.952 |
| 8 | 1 | 1:27.791 | 25.246 | 32.034 | 30.511 | 206.9 | 13:32.743 |
| 9 | 1 | 1:34.810 | 27.093 | 34.946 | 32.771 | 201.5 | 15:07.553 |
| 10 | 1 | 1:27.335 | 24.080 | 32.201 | 31.054 | 243.2 | 16:34.888 |
| 11 | 1 | 1:25.782 | 24.025 | 31.218 | 30.539 | 241.1 | 18:00.670 |
| 12 | 1 | 1:25.915 | 24.402 | 31.155 | 30.358 | 209.3 | 19:26.585 |
| 13 | 1 | 1:29.512 | 24.117 | 33.824 | 31.571 | 241.1 | 20:56.097 |
| 14 | 1 | 1:32.190 | 27.307 | 33.827 | 31.056 | 192.5 | 22:28.287 |
| 15 | 1 | 4:06.182 B | 26.926 | 35.243 | 3:04.013 | 208.9 | 26:34.469 |
| 16 | 1 | 1:36.045 | 32.507 | 31.688 | 31.850 | 146.7 | 28:10.514 |
| 17 | 1 | 1:26.088 | 23.881 | 31.110 | 31.097 | 243.2 | 29:36.602 |
| 18 | 1 | 1:30.517 | 26.163 | 33.893 | 30.461 | 225.9 | 31:07.119 |
| 19 | 1 | 1:25.708 | 24.132 | 31.402 | 30.174 | 244.3 | 32:32.827 |





CLASSIC ENDURANCE RACING 1

GRAND PRIX DE L'AGE D'OR

PRIVATE PRACTICE

Sector Analysis

■ Personal Best
 ■ Session Best
 ■ Crossing the finish line in pit lane

| Lap | D | Time | Sector 1 | Sector 2 | Sector 3 | T. Spd | Elapsed | Lap | D | Time | Sector 1 | Sector 2 | Sector 3 | T. Spd | Elapsed |
|-----|---|-----------------|---------------|---------------|----------|--------|-----------|-----|---|-------------------|---------------|----------|---------------|--------|-----------|
| 20 | 1 | 1:27.108 | 25.550 | 31.261 | 30.297 | 233.3 | 33:59.935 | 10 | 1 | 1:40.621 | 28.912 | 35.866 | 35.843 | 207.3 | 20:52.393 |
| 21 | 1 | 1:25.513 | 23.665 | 30.966 | 30.882 | 246.0 | 35:25.448 | 11 | 1 | 1:44.946 | 29.888 | 37.780 | 37.278 | 197.1 | 22:37.339 |
| 22 | 1 | 1:27.665 | 24.131 | 32.771 | 30.763 | 240.0 | 36:53.113 | 12 | 1 | 5:09.410 B | 32.744 | 49.461 | 3:47.205 | 172.0 | 27:46.749 |
| 23 | 1 | 1:30.059 | 24.016 | 35.101 | 30.942 | 226.4 | 38:23.172 | 13 | 2 | 1:41.007 | 34.395 | 33.942 | 32.670 | 127.1 | 29:27.756 |
| 24 | 1 | 1:24.744 | 23.649 | 30.876 | 30.219 | 243.2 | 39:47.916 | 14 | 2 | 1:30.974 | 25.065 | 33.321 | 32.588 | 216.9 | 30:58.730 |
| 25 | 1 | 1:41.098 | 27.065 | 43.640 | 30.393 | 231.3 | 41:29.014 | 15 | 2 | 1:31.664 | 25.195 | 33.585 | 32.884 | 218.6 | 32:30.394 |
| 26 | 1 | 1:29.211 | 24.825 | 31.776 | 32.610 | 194.9 | 42:58.225 | 16 | 2 | 1:30.606 | 25.155 | 32.885 | 32.566 | 224.1 | 34:01.000 |
| 27 | 1 | 1:27.437 | 25.171 | 31.155 | 31.111 | 202.2 | 44:25.662 | 17 | 2 | 1:30.089 | 24.995 | 32.633 | 32.461 | 220.0 | 35:31.089 |

| 20 Porsche 911 Carrera RSR 3.0 1974 | | | | | | | |
|-------------------------------------|---|-------------------|---------------|---------------|---------------|-------|-----------|
| 1. Rémi TERRAIL GT1 | | | | | | | |
| 2. Jürg AEBERHARD | | | | | | | |
| 1 | 1 | 2:31.100 | 1:22.240 | 35.554 | 33.306 | 104.7 | 2:31.100 |
| 2 | 1 | 1:36.597 | 27.871 | 34.292 | 34.434 | 162.2 | 4:07.697 |
| 3 | 1 | 3:14.130 B | 24.989 | 32.462 | 2:16.679 | 209.3 | 7:21.827 |
| 4 | 2 | 1:38.210 | 32.763 | 32.414 | 33.033 | 139.2 | 9:00.037 |
| 5 | 2 | 2:25.183 | 29.187 | 50.858 | 1:05.138 | 209.3 | 11:25.220 |
| 6 | 2 | 1:44.832 | 39.814 | 32.226 | 32.792 | 81.4 | 13:10.052 |
| 7 | 2 | 1:29.149 | 24.770 | 31.914 | 32.465 | 214.3 | 14:39.201 |
| 8 | 2 | 4:11.197 B | 24.858 | 33.003 | 3:13.336 | 217.7 | 18:50.398 |
| 9 | 1 | 1:47.979 | 36.197 | 37.152 | 34.630 | 131.5 | 20:38.377 |
| 10 | 1 | 1:37.037 | 26.797 | 35.017 | 35.223 | 206.5 | 22:15.414 |
| 11 | 1 | 1:59.333 | 27.258 | 35.721 | 56.354 | 215.6 | 24:14.747 |
| 12 | 1 | 2:12.189 | 44.869 | 47.198 | 40.122 | 90.1 | 26:26.936 |
| 13 | 1 | 1:34.540 | 26.351 | 34.399 | 33.790 | 225.9 | 28:01.476 |
| 14 | 1 | 1:36.444 | 26.854 | 34.160 | 35.430 | 214.7 | 29:37.920 |
| 15 | 1 | 1:35.377 | 26.043 | 34.528 | 34.806 | 214.7 | 31:13.297 |
| 16 | 1 | 1:33.388 | 26.264 | 33.506 | 33.618 | 193.5 | 32:46.685 |
| 17 | 1 | 1:34.268 | 26.082 | 33.832 | 34.354 | 212.2 | 34:20.953 |
| 18 | 1 | 1:33.314 | 25.935 | 33.552 | 33.827 | 219.5 | 35:54.267 |
| 19 | 1 | 1:33.164 | 26.137 | 33.233 | 33.794 | 227.4 | 37:27.431 |
| 20 | 1 | 1:33.324 | 25.770 | 33.479 | 34.075 | 225.0 | 39:00.755 |
| 21 | 1 | 1:32.788 | 25.662 | 33.516 | 33.610 | 228.3 | 40:33.543 |
| 22 | 1 | 1:34.764 | 26.657 | 33.474 | 34.633 | 210.5 | 42:08.307 |

| 21 De Tomaso Pantera Gr. IV 1975 | | | | | | | |
|----------------------------------|---|-----------------|---------------|---------------|---------------|-------|-----------|
| 1. Ralf KELLENERS GT1 | | | | | | | |
| 1 | 1 | 4:00.265 | 2:42.483 | 40.936 | 36.846 | 120.7 | 4:00.265 |
| 2 | 1 | 1:37.909 | 28.797 | 34.738 | 34.374 | 174.8 | 5:38.174 |
| 3 | 1 | 1:34.516 | 28.098 | 33.909 | 32.509 | 183.4 | 7:12.690 |
| 4 | 1 | 1:35.763 | 25.649 | 33.324 | 36.790 | 209.3 | 8:48.453 |
| 5 | 1 | 2:25.613 | 30.612 | 47.732 | 1:07.269 | 145.6 | 11:14.066 |
| 6 | 1 | 1:53.390 | 48.597 | 33.052 | 31.741 | 80.8 | 13:07.456 |
| 7 | 1 | 1:29.161 | 25.148 | 32.706 | 31.307 | 226.9 | 14:36.617 |
| 8 | 1 | 1:30.393 | 25.571 | 33.198 | 31.624 | 228.3 | 16:07.010 |
| 9 | 1 | 1:28.909 | 25.114 | 32.358 | 31.437 | 225.9 | 17:35.919 |

| 25 Porsche 911 Carrera RSR 3.0 (C) 1974 | | | | | | | |
|---|---|-------------------|----------|--------|----------|-------|-----------|
| 1. Uwe KOLB GT1 | | | | | | | |
| 2. Patrick KOLB | | | | | | | |
| 1 | 1 | 3:25.714 | 2:05.788 | 40.474 | 39.452 | 89.3 | 3:25.714 |
| 2 | 1 | 1:45.310 | 31.123 | 37.531 | 36.656 | 167.2 | 5:11.024 |
| 3 | 1 | 1:46.974 | 29.991 | 39.630 | 37.353 | 187.2 | 6:57.998 |
| 4 | 1 | 3:12.340 B | 28.356 | 38.350 | 2:05.634 | 198.9 | 10:10.338 |
| 5 | 1 | 2:14.181 | 42.419 | 47.955 | 43.807 | 96.9 | 12:24.519 |
| 6 | 1 | 1:41.094 | 29.641 | 35.902 | 35.551 | 180.9 | 14:05.613 |
| 7 | 1 | 1:41.720 | 28.867 | 36.988 | 35.865 | 210.9 | 15:47.333 |
| 8 | 1 | 1:43.947 | 29.791 | 37.784 | 36.372 | 192.9 | 17:31.280 |
| 9 | 1 | 1:40.492 | 28.559 | 35.968 | 35.965 | 211.8 | 19:11.772 |

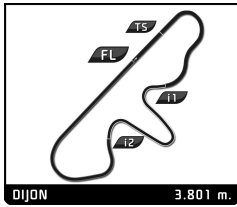
| 35 Lola T70 Mk.3B 1969 | | | | | | | |
|------------------------|---|-------------------|---------------|---------------|---------------|-------|-----------|
| 1. Armand MILLE P+2L | | | | | | | |
| 1 | 1 | 6:48.905 | 5:42.295 | 35.229 | 31.381 | 135.8 | 6:48.905 |
| 2 | 1 | 1:27.912 | 25.545 | 31.360 | 31.007 | 187.2 | 8:16.817 |
| 3 | 1 | 4:20.699 B | 24.428 | 33.004 | 3:23.267 | 213.9 | 12:37.516 |
| 4 | 1 | 1:35.042 | 31.706 | 32.513 | 30.823 | 143.8 | 14:12.558 |
| 5 | 1 | 1:25.537 | 24.021 | 31.082 | 30.434 | 223.1 | 15:38.095 |
| 6 | 1 | 1:25.164 | 23.945 | 30.861 | 30.358 | 225.9 | 17:03.259 |
| 7 | 1 | 1:27.284 | 24.803 | 31.310 | 31.171 | 220.4 | 18:30.543 |
| 8 | 1 | 3:59.822 B | 24.070 | 31.016 | 3:04.736 | 226.4 | 22:30.365 |
| 9 | 1 | 6:36.618 B | 30.332 | 34.454 | 5:31.832 | 166.2 | 29:06.983 |
| 10 | 1 | 1:32.001 | 29.153 | 31.481 | 31.367 | 168.5 | 30:38.984 |
| 11 | 1 | 1:25.669 | 24.417 | 31.083 | 30.169 | 229.3 | 32:04.653 |
| 12 | 1 | 1:25.021 | 23.939 | 30.711 | 30.371 | 230.8 | 33:29.674 |
| 13 | 1 | 1:25.151 | 23.965 | 31.094 | 30.092 | 226.9 | 34:54.825 |
| 14 | 1 | 1:25.289 | 23.459 | 31.167 | 30.663 | 237.9 | 36:20.114 |

| 39 Porsche 911 Carrera RSR 3.0 1975 | | | | | | | |
|-------------------------------------|---|-----------------|--------|--------|---------------|-------|----------|
| 1. Vincent MARTIN GT1 | | | | | | | |
| 1 | 1 | 2:06.132 | 49.296 | 39.623 | 37.213 | 114.9 | 2:06.132 |
| 2 | 1 | 1:46.260 | 31.147 | 37.846 | 37.267 | 158.1 | 3:52.392 |

| 40 Ford GT40 1968 | | | | | | | |
|-------------------------|---|-------------------|---------------|---------------|---------------|-------|-----------|
| 1. Philippe SCEMAMA GT1 | | | | | | | |
| 1 | 1 | 2:16.708 | 1:04.660 | 37.466 | 34.582 | 124.6 | 2:16.708 |
| 2 | 1 | 1:36.174 | 26.884 | 37.127 | 32.163 | 188.8 | 3:52.882 |
| 3 | 1 | 1:31.891 | 27.141 | 33.117 | 31.633 | 188.2 | 5:24.773 |
| 4 | 1 | 6:46.038 B | 25.293 | 34.339 | 5:46.406 | 206.9 | 12:10.811 |
| 5 | 1 | 1:36.396 | 31.771 | 32.703 | 31.922 | 162.7 | 13:47.207 |
| 6 | 1 | 1:31.849 | 25.989 | 34.398 | 31.462 | 194.2 | 15:19.056 |
| 7 | 1 | 1:32.743 | 25.965 | 33.148 | 33.630 | 202.6 | 16:51.799 |
| 8 | 1 | 1:31.352 | 26.640 | 33.553 | 31.159 | 194.2 | 18:23.151 |
| 9 | 1 | 1:30.598 | 25.977 | 33.496 | 31.125 | 213.4 | 19:53.749 |
| 10 | 1 | 1:32.664 | 25.226 | 34.942 | 32.496 | 206.1 | 21:26.413 |
| 11 | 1 | 1:29.638 | 25.067 | 32.790 | 31.781 | 207.3 | 22:56.051 |
| 12 | 1 | 5:35.581 B | 26.009 | 42.761 | 4:26.811 | 203.4 | 28:31.632 |
| 13 | 1 | 1:37.535 | 32.765 | 32.723 | 32.047 | 153.4 | 30:09.167 |
| 14 | 1 | 1:29.090 | 25.277 | 32.505 | 31.308 | 206.5 | 31:38.257 |
| 15 | 1 | 1:27.719 | 24.554 | 32.005 | 31.160 | 216.9 | 33:05.976 |
| 16 | 1 | 1:28.627 | 25.005 | 32.112 | 31.510 | 201.1 | 34:34.603 |

| 42 Lola T212 1971 | | | | | | | |
|----------------------------|--|--|--|--|--|--|--|
| 1. Christophe BEAUDON P-2L | | | | | | | |





CLASSIC ENDURANCE RACING 1

GRAND PRIX DE L'AGE D'OR

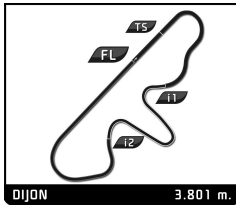
PRIVATE PRACTICE

Sector Analysis

■ Personal Best
 ■ Session Best
 ■ Crossing the finish line in pit lane

| Lap | D | Time | Sector 1 | Sector 2 | Sector 3 | T. Spd | Elapsed | Lap | D | Time | Sector 1 | Sector 2 | Sector 3 | T. Spd | Elapsed |
|--|---|---|---|---|---|--------|-----------|--|---|---|---|---|---|--------|-----------|
| 1 | 1 | 2:41.251 | 1:26.812 | 37.583 | 36.856 | 107.4 | 2:41.251 | 10 | 1 | 1:37.609 | 27.840 | 34.714 | 35.055 | 188.5 | 21:44.000 |
| 45 Chevron B19 1971 1. Gianluigi CANDIANI P+2L 2. Frédéric ROUVIER | | | | | | | | 48 Porsche 908/03 1969 1. Peter VÖGELE P+2L | | | | | | | |
| 2 | 1 | 1:32.312 | 26.798 | 33.342 | 32.172 | 191.8 | 4:13.563 | 1 | 1 | 3:08.595 | 1:53.512 | 38.566 | 36.517 | 125.1 | 3:08.595 |
| 3 | 1 | 1:36.813 | 26.532 | 35.591 | 34.690 | 202.6 | 5:50.376 | 2 | 1 | 1:37.310 | 27.633 | 34.235 | 35.442 | 183.1 | 4:45.905 |
| 4 | 1 | 1:30.761 | 25.966 | 32.472 | 32.323 | 214.7 | 7:21.137 | 3 | 1 | 1:35.517 | 27.878 | 34.603 | 33.036 | 173.4 | 6:21.422 |
| 5 | 1 | 1:33.212 | 26.292 | 32.912 | 34.008 | 224.5 | 8:54.349 | 4 | 1 | 1:36.843 | 26.992 | 34.500 | 35.351 | 187.5 | 7:58.265 |
| 6 | 1 | 3:48.177 B | 26.225 | 48.100 | 2:33.852 | 216.4 | 12:42.526 | 5 | 1 | 3:01.560 B | 27.766 | 36.705 | 1:57.089 | 190.1 | 10:59.825 |
| 7 | 1 | 1:41.739 | 34.518 | 34.980 | 32.241 | 133.8 | 14:24.265 | 6 | 1 | 2:00.976 | 51.311 | 36.584 | 33.081 | 72.2 | 13:00.801 |
| 8 | 1 | 1:30.335 | 25.227 | 32.742 | 32.366 | 235.3 | 15:54.600 | 7 | 1 | 1:33.411 | 26.741 | 33.706 | 32.964 | 196.0 | 14:34.212 |
| 9 | 1 | 1:31.877 | 25.482 | 33.849 | 32.546 | 221.8 | 17:26.477 | 8 | 1 | 1:36.962 | 27.271 | 36.210 | 33.481 | 190.8 | 16:11.174 |
| 10 | 1 | 1:33.039 | 25.733 | 32.642 | 34.664 | 222.2 | 18:59.516 | 9 | 1 | 1:34.244 | 26.594 | 34.350 | 33.300 | 219.1 | 17:45.418 |
| 11 | 1 | 1:38.307 | 27.316 | 37.369 | 33.622 | 217.3 | 20:37.823 | 10 | 1 | 1:34.078 | 26.757 | 33.879 | 33.442 | 218.2 | 19:19.496 |
| 12 | 1 | 1:32.235 | 25.311 | 33.406 | 33.518 | 226.9 | 22:10.058 | 11 | 1 | 1:34.771 | 28.088 | 34.326 | 32.357 | 175.9 | 20:54.267 |
| 13 | 1 | 3:52.387 B | 26.345 | 38.655 | 2:47.387 | 227.4 | 26:02.445 | 12 | 1 | 1:42.838 | 29.573 | 38.208 | 35.057 | 187.2 | 22:37.105 |
| 14 | 1 | 1:38.163 | 33.306 | 32.824 | 32.033 | 140.6 | 27:40.608 | 51 Porsche 911 Carrera RSR 3.0 1974 1. Frédéric DI EGIDIO GT1 | | | | | | | |
| 15 | 1 | 1:29.882 | 25.307 | 32.513 | 32.062 | 229.3 | 29:10.490 | 1 | 1 | 2:51.557 | 1:35.169 | 37.826 | 38.562 | 115.0 | 2:51.557 |
| 16 | 1 | 1:30.453 | 25.334 | 32.891 | 32.228 | 232.8 | 30:40.943 | 2 | 1 | 1:39.066 | 28.437 | 35.201 | 35.428 | 174.2 | 4:30.623 |
| 17 | 1 | 1:33.168 | 27.708 | 33.706 | 31.754 | 199.6 | 32:14.111 | 3 | 1 | 1:39.194 | 27.137 | 35.561 | 36.496 | 199.6 | 6:09.817 |
| 18 | 1 | 1:30.285 | 25.984 | 32.235 | 32.066 | 210.5 | 33:44.396 | 4 | 1 | 1:39.213 | 27.445 | 35.675 | 36.093 | 198.9 | 7:49.030 |
| 19 | 1 | 1:30.839 | 25.638 | 32.862 | 32.339 | 201.5 | 35:15.235 | 5 | 1 | 1:39.664 | 27.444 | 36.073 | 36.147 | 192.9 | 9:28.694 |
| 20 | 1 | 1:29.897 | 25.231 | 32.478 | 32.188 | 220.4 | 36:45.132 | 6 | 1 | 2:17.315 | 35.371 | 46.111 | 55.833 | 167.2 | 11:46.009 |
| 21 | 1 | 1:32.555 | 27.081 | 33.243 | 32.231 | 193.5 | 38:17.687 | 7 | 1 | 1:43.169 | 33.179 | 34.598 | 35.392 | 108.9 | 13:29.178 |
| 22 | 1 | 1:28.859 | 24.824 | 32.274 | 31.761 | 233.8 | 39:46.546 | 8 | 1 | 1:38.803 | 28.223 | 35.100 | 35.480 | 180.6 | 15:07.981 |
| 23 | 1 | 1:41.107 | 28.205 | 38.096 | 34.806 | 195.7 | 41:27.653 | 9 | 1 | 1:37.037 | 26.982 | 34.988 | 35.067 | 214.3 | 16:45.018 |
| 24 | 1 | 1:32.217 | 25.873 | 33.671 | 32.673 | 215.1 | 42:59.870 | 10 | 1 | 1:36.841 | 27.469 | 34.834 | 34.538 | 179.4 | 18:21.859 |
| 25 | 1 | 1:30.728 | 24.918 | 32.368 | 33.442 | 236.3 | 44:30.598 | 11 | 1 | 1:37.899 | 27.114 | 36.228 | 34.557 | 204.5 | 19:59.758 |
| 45 Chevron B19 1971 1. Gianluigi CANDIANI P+2L 2. Frédéric ROUVIER | | | | | | | | 51 Porsche 911 Carrera RSR 3.0 1974 1. Frédéric DI EGIDIO GT1 | | | | | | | |
| 1 | 2 | 3:14.722 | 2:07.543 | 34.257 | 32.922 | 108.7 | 3:14.722 | 12 | 1 | 1:36.149 | 27.189 | 34.435 | 34.525 | 216.4 | 21:35.907 |
| 2 | 2 | 1:29.351 | 25.309 | 32.641 | 31.401 | 180.6 | 4:44.073 | 13 | 1 | 1:35.231 | 26.646 | 34.231 | 34.354 | 203.8 | 23:11.138 |
| 3 | 2 | 13:08.221 B | 24.263 | 31.305 | ... | 192.9 | 17:52.294 | 14 | 1 | 4:04.233 B | 32.242 | 46.789 | 2:45.202 | 217.7 | 27:15.371 |
| 4 | 1 | 1:32.274 | 30.041 | 31.091 | 31.142 | 148.4 | 19:24.568 | 15 | 1 | 1:45.068 | 34.390 | 35.427 | 35.251 | 131.7 | 29:00.439 |
| 5 | 1 | 1:26.694 | 24.237 | 32.117 | 30.340 | 222.7 | 20:51.262 | 16 | 1 | 1:35.752 | 26.702 | 34.408 | 34.642 | 222.2 | 30:36.191 |
| 6 | 1 | 1:24.576 | 23.545 | 30.579 | 30.452 | 227.8 | 22:15.838 | 17 | 1 | 1:36.927 | 27.194 | 34.791 | 34.942 | 200.4 | 32:13.118 |
| 7 | 1 | 6:12.093 B | 25.370 | 32.175 | 5:14.548 | 208.5 | 28:27.931 | 18 | 1 | 1:39.373 | 28.132 | 35.620 | 35.621 | 203.4 | 33:52.491 |
| 8 | 1 | 1:45.021 | 37.606 | 34.773 | 32.642 | 119.1 | 30:12.952 | 19 | 1 | 1:36.341 | 26.862 | 34.516 | 34.963 | 218.2 | 35:28.832 |
| 9 | 1 | 1:34.769 | 26.511 | 33.531 | 34.727 | 232.3 | 31:47.721 | 20 | 1 | 1:38.323 | 26.731 | 35.941 | 35.651 | 222.2 | 37:07.155 |
| 10 | 1 | 1:43.619 | 25.370 | 31.881 | 46.368 | 205.3 | 33:31.340 | 21 | 1 | 1:35.766 | 26.655 | 34.577 | 34.534 | 225.0 | 38:42.921 |
| 11 | 1 | 1:32.121 | 26.596 | 33.298 | 32.227 | 187.8 | 35:03.461 | 22 | 1 | 1:35.979 | 26.873 | 34.602 | 34.504 | 229.3 | 40:18.900 |
| 12 | 1 | 1:32.442 | 25.213 | 34.488 | 32.741 | 231.8 | 36:35.903 | 23 | 1 | 1:37.980 | 28.516 | 35.185 | 34.279 | 167.7 | 41:56.880 |
| 13 | 1 | 1:29.696 | 25.252 | 32.899 | 31.545 | 232.3 | 38:05.599 | 24 | 1 | 1:34.825 | 26.703 | 34.112 | 34.010 | 197.8 | 43:31.705 |
| 14 | 1 | 1:30.927 | 25.895 | 32.839 | 32.193 | 235.8 | 39:36.526 | 25 | 1 | 1:39.710 | 26.663 | 34.080 | 38.967 | 202.2 | 45:11.415 |
| 15 | 1 | 1:29.482 | 25.244 | 32.680 | 31.558 | 218.2 | 41:06.008 | 57 Lola T70 Mk.3 1968 1. Christophe GADAIS P+2L | | | | | | | |
| 16 | 1 | 1:28.968 | 25.363 | 31.951 | 31.654 | 202.6 | 42:34.976 | 1 | 1 | 3:18.116 | 2:01.711 | 39.395 | 37.010 | 111.0 | 3:18.116 |
| 17 | 1 | 1:30.185 | 25.275 | 32.657 | 32.253 | 237.9 | 44:05.161 | 2 | 1 | 1:39.569 | 30.044 | 35.539 | 33.986 | 185.2 | 4:57.685 |
| 47 Lola T70 Mk.2 1966 1. Marcel BERNET P+2L | | | | | | | | 57 Lola T70 Mk.3 1968 1. Christophe GADAIS P+2L | | | | | | | |
| 1 | 1 | 3:41.804 | 2:27.035 | 39.851 | 34.918 | 100.3 | 3:41.804 | 3 | 1 | 1:37.571 | 28.113 | 34.991 | 34.467 | 176.5 | 6:35.256 |
| 2 | 1 | 1:38.436 | 27.916 | 36.852 | 33.668 | 204.2 | 5:20.240 | 4 | 1 | 1:38.013 | 28.049 | 35.303 | 34.661 | 184.9 | 8:13.269 |
| 3 | 1 | 1:38.268 | 27.427 | 36.310 | 34.531 | 178.2 | 6:58.508 | 5 | 1 | 1:46.384 | 27.450 | 33.296 | 45.638 | 197.1 | 9:59.653 |
| 4 | 1 | 1:38.555 | 28.362 | 35.542 | 34.651 | 195.3 | 8:37.063 | 6 | 1 | 2:22.330 | 47.481 | 52.052 | 42.797 | 94.7 | 12:21.983 |
| 5 | 1 | 4:43.803 B | 27.539 | 39.468 | 3:36.796 | 204.9 | 13:20.866 | 7 | 1 | 1:30.544 | 25.963 | 32.960 | 31.621 | 215.1 | 13:52.527 |
| 6 | 1 | 1:48.978 | 38.184 | 35.441 | 35.353 | 125.6 | 15:09.844 | 8 | 1 | 1:30.499 | 26.280 | 32.576 | 31.643 | 216.9 | 15:23.026 |
| 7 | 1 | 1:39.820 | 27.757 | 37.019 | 35.044 | 182.7 | 16:49.664 | 9 | 1 | 3:35.391 B | 28.836 | 34.358 | 2:32.197 | 194.6 | 18:58.417 |
| 8 | 1 | 1:38.584 | 28.276 | 35.748 | 34.560 | 194.2 | 18:28.248 | 10 | 1 | 1:40.827 | 35.750 | 33.502 | 31.575 | 114.2 | 20:39.244 |
| 9 | 1 | 1:38.143 | 28.456 | 35.249 | 34.438 | 179.7 | 20:06.391 | | | | | | | | |





CLASSIC ENDURANCE RACING 1

GRAND PRIX DE L'AGE D'OR

PRIVATE PRACTICE

Sector Analysis

■ Personal Best
 ■ Session Best
 ■ Crossing the finish line in pit lane

| Lap | D | Time | Sector 1 | Sector 2 | Sector 3 | T. Spd | Elapsed |
|-----|---|---|---|---|---|--------|-----------|
| 11 | 1 | 1:34.715 | 26.896 | 34.407 | 33.412 | 201.1 | 22:13.959 |
| 12 | 1 | 1:39.922 | 27.341 | 33.830 | 38.751 | 200.7 | 23:53.881 |
| 13 | 1 | 2:19.522 | 44.082 | 47.357 | 48.083 | 115.1 | 26:13.403 |
| 14 | 1 | 1:34.446 | 28.078 | 33.561 | 32.807 | 181.8 | 27:47.849 |
| 15 | 1 | 1:32.553 | 26.147 | 34.320 | 32.086 | 199.3 | 29:20.402 |
| 16 | 1 | 1:29.534 | 26.347 | 32.279 | 30.908 | 196.7 | 30:49.936 |
| 17 | 1 | 1:29.685 | 26.298 | 32.328 | 31.059 | 191.2 | 32:19.621 |
| 18 | 1 | 1:29.811 | 26.161 | 32.173 | 31.477 | 208.1 | 33:49.432 |
| 19 | 1 | 1:31.549 | 25.780 | 32.600 | 33.169 | 208.5 | 35:20.981 |
| 20 | 1 | 1:31.828 | 26.446 | 34.105 | 31.277 | 213.4 | 36:52.809 |
| 21 | 1 | 1:32.785 | 26.369 | 33.592 | 32.824 | 199.6 | 38:25.594 |
| 22 | 1 | 1:28.503 | 25.524 | 32.265 | 30.714 | 230.3 | 39:54.097 |
| 23 | 1 | 1:30.118 | 25.544 | 33.086 | 31.488 | 212.6 | 41:24.215 |
| 24 | 1 | 1:30.792 | 26.698 | 32.840 | 31.254 | 180.0 | 42:55.007 |
| 25 | 1 | 1:31.342 | 26.491 | 32.739 | 32.112 | 185.6 | 44:26.349 |

| Lap | D | Time | Sector 1 | Sector 2 | Sector 3 | T. Spd | Elapsed |
|-----|---|--|----------|---|---|--------|-----------|
| 14 | 1 | 1:37.564 | 27.294 | 35.284 | 34.986 | 219.5 | 29:56.734 |
| 15 | 1 | 3:23.016 B | 27.040 | 34.334 | 2:21.642 | 196.7 | 33:19.750 |
| 16 | 1 | 1:48.979 | 36.721 | 35.897 | 36.361 | 100.3 | 35:08.729 |
| 17 | 1 | 1:37.367 | 27.491 | 34.870 | 35.006 | 195.3 | 36:46.096 |
| 18 | 1 | 1:41.699 | 28.105 | 36.650 | 36.944 | 186.5 | 38:27.795 |
| 19 | 1 | 1:36.560 | 27.148 | 34.481 | 34.931 | 192.9 | 40:04.355 |

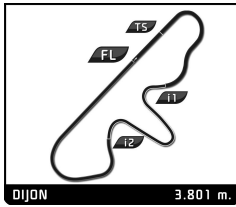
| Lap | D | Time | Sector 1 | Sector 2 | Sector 3 | T. Spd | Elapsed |
|-----|---|--|---|---|---|--------|-----------|
| 1 | 1 | 3:26.060 | 2:09.367 | 39.034 | 37.659 | 103.2 | 3:26.060 |
| 2 | 1 | 1:43.240 | 28.559 | 37.703 | 36.978 | 188.5 | 5:09.300 |
| 3 | 1 | 1:47.592 | 29.708 | 40.544 | 37.340 | 190.8 | 6:56.892 |
| 4 | 1 | 1:43.702 | 28.193 | 38.775 | 36.734 | 201.1 | 8:40.594 |
| 5 | 1 | 3:42.832 B | 28.451 | 46.548 | 2:27.833 | 209.7 | 12:23.426 |
| 6 | 1 | 1:49.885 | 34.847 | 38.424 | 36.614 | 135.5 | 14:13.311 |
| 7 | 1 | 1:41.099 | 28.777 | 35.813 | 36.509 | 197.8 | 15:54.410 |
| 8 | 1 | 1:39.803 | 27.566 | 36.363 | 35.874 | 201.5 | 17:34.213 |
| 9 | 1 | 1:40.534 | 28.101 | 36.663 | 35.770 | 213.9 | 19:14.747 |
| 10 | 1 | 1:38.309 | 27.211 | 35.711 | 35.387 | 212.6 | 20:53.056 |
| 11 | 1 | 1:45.140 | 29.654 | 38.745 | 36.741 | 208.9 | 22:38.196 |
| 12 | 1 | 2:21.734 | 33.609 | 48.572 | 59.553 | 187.2 | 24:59.930 |
| 13 | 1 | 1:59.536 | 43.346 | 39.475 | 36.715 | 99.4 | 26:59.466 |
| 14 | 1 | 1:40.827 | 27.273 | 36.381 | 37.173 | 219.1 | 28:40.293 |
| 15 | 1 | 1:40.480 | 28.275 | 36.131 | 36.074 | 215.1 | 30:20.773 |
| 16 | 1 | 1:42.204 | 28.373 | 37.705 | 36.126 | 204.9 | 32:02.977 |
| 17 | 1 | 1:41.785 | 28.787 | 36.666 | 36.332 | 204.5 | 33:44.762 |
| 18 | 1 | 1:40.845 | 27.938 | 36.778 | 36.129 | 194.2 | 35:25.607 |
| 19 | 1 | 1:42.259 | 28.080 | 37.449 | 36.730 | 209.3 | 37:07.866 |
| 20 | 1 | 1:39.335 | 27.870 | 35.670 | 35.795 | 217.7 | 38:47.201 |
| 21 | 1 | 1:40.593 | 27.280 | 37.689 | 35.624 | 218.2 | 40:27.794 |
| 22 | 1 | 1:39.670 | 28.501 | 35.626 | 35.543 | 190.8 | 42:07.464 |
| 23 | 1 | 1:43.103 | 29.320 | 37.208 | 36.575 | 157.2 | 43:50.567 |

| Lap | D | Time | Sector 1 | Sector 2 | Sector 3 | T. Spd | Elapsed |
|-----|---|---|---|---|---|--------|-----------|
| 1 | 1 | 2:44.951 | 1:33.965 | 37.226 | 33.760 | 106.8 | 2:44.951 |
| 2 | 1 | 1:34.048 | 27.265 | 33.813 | 32.970 | 202.2 | 4:18.999 |
| 3 | 1 | 1:33.769 | 25.730 | 34.302 | 33.737 | 216.0 | 5:52.768 |
| 4 | 1 | 1:29.221 | 25.167 | 32.474 | 31.580 | 211.4 | 7:21.989 |
| 5 | 1 | 1:32.537 | 25.869 | 34.108 | 32.560 | 217.3 | 8:54.526 |
| 6 | 1 | 12:47.055 B | 25.236 | 48.237 | ... | 230.8 | 21:41.581 |
| 7 | 1 | 1:44.906 | 35.940 | 35.078 | 33.888 | 115.9 | 23:26.487 |
| 8 | 1 | 2:18.396 | 33.932 | 43.444 | 1:01.020 | 155.8 | 25:44.883 |
| 9 | 1 | 1:44.863 | 38.020 | 34.655 | 32.188 | 85.4 | 27:29.746 |
| 10 | 1 | 1:29.369 | 24.741 | 33.045 | 31.583 | 230.3 | 28:59.115 |
| 11 | 1 | 1:28.731 | 24.442 | 32.689 | 31.600 | 231.3 | 30:27.846 |
| 12 | 1 | 1:29.170 | 24.918 | 32.902 | 31.350 | 219.1 | 31:57.016 |
| 13 | 1 | 1:28.308 | 24.492 | 32.389 | 31.427 | 229.3 | 33:25.324 |
| 14 | 1 | 1:30.971 | 26.389 | 32.576 | 32.006 | 211.4 | 34:56.295 |
| 15 | 1 | 1:28.514 | 24.550 | 32.107 | 31.857 | 219.1 | 36:24.809 |
| 16 | 1 | 1:28.934 | 24.744 | 32.837 | 31.353 | 223.1 | 37:53.743 |
| 17 | 1 | 1:29.413 | 24.763 | 32.702 | 31.948 | 227.8 | 39:23.156 |
| 18 | 1 | 1:28.186 | 24.484 | 32.219 | 31.483 | 236.3 | 40:51.342 |
| 19 | 1 | 1:27.033 | 24.542 | 31.614 | 30.877 | 217.7 | 42:18.375 |

| Lap | D | Time | Sector 1 | Sector 2 | Sector 3 | T. Spd | Elapsed |
|-----|---|--|---|----------|----------|--------|-----------|
| 1 | 1 | 3:44.964 | 2:24.440 | 40.408 | 40.116 | 99.4 | 3:44.964 |
| 2 | 1 | 1:41.637 | 29.231 | 36.737 | 35.669 | 177.9 | 5:26.601 |
| 3 | 1 | 1:41.020 | 28.388 | 36.854 | 35.778 | 178.8 | 7:07.621 |
| 4 | 1 | 1:40.935 | 28.653 | 36.052 | 36.230 | 186.5 | 8:48.556 |
| 5 | 1 | 3:36.593 B | 29.136 | 43.489 | 2:23.968 | 190.5 | 12:25.149 |
| 6 | 1 | 1:49.343 | 34.340 | 37.873 | 37.130 | 122.3 | 14:14.492 |
| 7 | 1 | 1:40.572 | 28.695 | 36.639 | 35.238 | 188.5 | 15:55.064 |
| 8 | 1 | 1:39.347 | 27.393 | 36.259 | 35.695 | 197.1 | 17:34.411 |
| 9 | 1 | 3:04.510 B | 29.811 | 36.313 | 1:58.386 | 169.5 | 20:38.921 |
| 10 | 1 | 1:46.441 | 34.529 | 36.046 | 35.866 | 128.6 | 22:25.362 |
| 11 | 1 | 2:05.306 | 31.218 | 35.057 | 59.031 | 182.4 | 24:30.668 |
| 12 | 1 | 2:11.068 | 50.432 | 45.687 | 34.949 | 75.9 | 26:41.736 |
| 13 | 1 | 1:37.434 | 26.801 | 35.656 | 34.977 | 202.2 | 28:19.170 |

| Lap | D | Time | Sector 1 | Sector 2 | Sector 3 | T. Spd | Elapsed |
|-----|---|--|---|---|---|--------|-----------|
| 1 | 1 | 2:04.497 | 50.428 | 38.807 | 35.262 | 134.3 | 2:04.497 |
| 2 | 1 | 1:38.877 | 27.013 | 35.807 | 36.057 | 172.5 | 3:43.374 |
| 3 | 1 | 1:35.440 | 26.889 | 35.136 | 33.415 | 183.4 | 5:18.814 |
| 4 | 1 | 2:54.853 B | 26.739 | 35.645 | 1:52.469 | 188.5 | 8:13.667 |
| 5 | 1 | 2:03.890 | 32.624 | 32.814 | 58.452 | 141.4 | 10:17.557 |
| 6 | 1 | 2:07.006 | 39.600 | 46.891 | 40.515 | 95.2 | 12:24.563 |
| 7 | 1 | 1:33.285 | 27.135 | 33.229 | 32.921 | 208.9 | 13:57.848 |
| 8 | 1 | 1:31.630 | 26.013 | 33.093 | 32.524 | 219.5 | 15:29.478 |
| 9 | 1 | 1:31.953 | 25.738 | 33.204 | 33.011 | 212.6 | 17:01.431 |
| 10 | 1 | 1:33.356 | 25.872 | 33.083 | 34.401 | 212.2 | 18:34.787 |
| 11 | 1 | 1:34.747 | 26.306 | 35.679 | 32.762 | 212.2 | 20:09.534 |
| 12 | 1 | 1:33.099 | 25.780 | 33.904 | 33.415 | 210.5 | 21:42.633 |
| 13 | 1 | 1:30.430 | 25.280 | 33.011 | 32.139 | 211.8 | 23:13.063 |
| 14 | 1 | 4:38.599 B | 32.536 | 46.635 | 3:19.428 | 229.8 | 27:51.662 |
| 15 | 1 | 1:44.763 | 37.804 | 33.831 | 33.128 | 139.0 | 29:36.425 |
| 16 | 1 | 1:30.060 | 25.412 | 32.621 | 32.027 | 225.0 | 31:06.485 |
| 17 | 1 | 1:30.220 | 25.172 | 32.958 | 32.090 | 223.6 | 32:36.705 |
| 18 | 1 | 1:28.593 | 24.697 | 32.040 | 31.856 | 225.9 | 34:05.298 |
| 19 | 1 | 1:28.832 | 24.871 | 31.882 | 32.079 | 224.5 | 35:34.130 |
| 20 | 1 | 1:36.718 | 24.617 | 33.743 | 38.358 | 228.8 | 37:10.848 |
| 21 | 1 | 1:30.231 | 24.859 | 33.007 | 32.365 | 225.0 | 38:41.079 |
| 22 | 1 | 1:28.452 | 24.578 | 31.967 | 31.907 | 229.8 | 40:09.531 |
| 23 | 1 | 1:29.815 | 25.008 | 32.934 | 31.873 | 201.1 | 41:39.346 |
| 24 | 1 | 1:29.341 | 24.580 | 31.717 | 33.044 | 232.3 | 43:08.687 |
| 25 | 1 | 1:35.816 | 24.729 | 33.274 | 37.813 | 218.6 | 44:44.503 |





CLASSIC ENDURANCE RACING 1

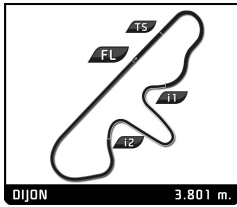
GRAND PRIX DE L'AGE D'OR

PRIVATE PRACTICE

Sector Analysis

■ Personal Best ■ Session Best B Crossing the finish line in pit lane

| Lap | D | Time | Sector 1 | Sector 2 | Sector 3 | T. Spd | Elapsed | Lap | D | Time | Sector 1 | Sector 2 | Sector 3 | T. Spd | Elapsed | | |
|-----------|---|----------------------------------|---------------|---------------|---------------|--------|-----------|------|-----------|-----------------|------------------------|---------------|---------------|--------|-----------|--|------|
| 67 | | Porsche 906 1967 | | | | | | P-2L | 70 | | Lola T70 Mk.3B 1969 | | | | | | P+2L |
| | | 1. Luca LITTARDI | | | | | | | | | 1. Pierre-Alain FRANCE | | | | | | |
| | | 2. Massimo PEDRAZZI | | | | | | | | | | | | | | | |
| 1 | 1 | 3:33.453 | 2:15.208 | 39.767 | 38.478 | 120.4 | 3:33.453 | 1 | 1 | 3:12.485 | 1:56.514 | 37.752 | 38.219 | 126.2 | 3:12.485 | | |
| 2 | 1 | 1:41.267 | 29.495 | 36.064 | 35.708 | 174.8 | 5:14.720 | 2 | 1 | 1:32.321 | 27.227 | 33.538 | 31.556 | 175.9 | 4:44.806 | | |
| 3 | 1 | 5:52.111 B | 27.982 | 38.157 | 4:45.972 | 174.5 | 11:06.831 | 3 | 1 | 1:33.131 | 25.324 | 32.469 | 35.338 | 185.2 | 6:17.937 | | |
| 4 | 1 | 2:22.061 | 58.503 | 43.577 | 39.981 | 69.3 | 13:28.892 | 4 | 1 | 4:18.091 B | 25.470 | 32.255 | 3:20.366 | 197.1 | 10:36.028 | | |
| 5 | 1 | 28:48.049 B | 34.727 | 40.713 | ... | 152.8 | 42:16.941 | 5 | 1 | 2:01.538 | 45.952 | 43.698 | 31.888 | 105.0 | 12:37.566 | | |
| 6 | 1 | 1:55.115 | 40.317 | 37.925 | 36.873 | 103.3 | 44:12.056 | 6 | 1 | 1:28.533 | 25.221 | 31.961 | 31.351 | 209.7 | 14:06.099 | | |
| 68 | | Porsche 911 Carrera RSR 3.0 1974 | | | | | | GT1 | | | | | | | | | |
| | | 1. Claudio RODDARO | | | | | | | | | | | | | | | |
| | | 2. Michel SPEYER | | | | | | | | | | | | | | | |
| 1 | 2 | 3:45.099 | 2:22.625 | 40.687 | 41.787 | 130.3 | 3:45.099 | 7 | 1 | 1:27.923 | 24.915 | 31.713 | 31.295 | 214.7 | 15:34.022 | | |
| 2 | 2 | 1:51.608 | 34.282 | 38.956 | 38.370 | 136.0 | 5:36.707 | 8 | 1 | 1:28.647 | 25.266 | 31.597 | 31.784 | 235.3 | 17:02.669 | | |
| 3 | 2 | 1:39.853 | 28.251 | 36.758 | 34.844 | 179.7 | 7:16.560 | 9 | 1 | 1:29.387 | 25.110 | 32.868 | 31.409 | 223.6 | 18:32.056 | | |
| 4 | 2 | 1:37.739 | 27.506 | 33.414 | 36.819 | 190.8 | 8:54.299 | 10 | 1 | 1:29.301 | 25.538 | 32.503 | 31.260 | 205.7 | 20:01.357 | | |
| 5 | 2 | 2:22.828 | 32.357 | 45.383 | 1:05.088 | 132.7 | 11:17.127 | 11 | 1 | 1:28.107 | 25.576 | 31.433 | 31.098 | 214.3 | 21:29.464 | | |
| 6 | 2 | 1:53.593 | 46.512 | 33.465 | 33.616 | 82.5 | 13:10.720 | 12 | 1 | 1:26.926 | 24.590 | 31.309 | 31.027 | 243.8 | 22:56.390 | | |
| 7 | 2 | 1:32.234 | 25.563 | 33.175 | 33.496 | 213.9 | 14:42.954 | 13 | 1 | 7:02.785 B | 24.655 | 42.668 | 5:55.462 | 219.5 | 29:59.175 | | |
| 8 | 2 | 1:32.956 | 26.067 | 33.120 | 33.769 | 222.7 | 16:15.910 | 14 | 1 | 1:37.116 | 33.540 | 32.139 | 31.437 | 147.3 | 31:36.291 | | |
| 9 | 2 | 1:33.893 | 26.894 | 33.488 | 33.511 | 213.9 | 17:49.803 | 15 | 1 | 1:27.110 | 24.514 | 31.406 | 31.190 | 235.8 | 33:03.401 | | |
| 10 | 2 | 1:32.556 | 26.489 | 33.035 | 33.032 | 200.4 | 19:22.359 | 16 | 1 | 1:27.405 | 24.388 | 31.566 | 31.451 | 241.6 | 34:30.806 | | |
| 11 | 2 | 1:33.445 | 26.502 | 33.623 | 33.320 | 211.8 | 20:55.804 | 17 | 1 | 1:27.419 | 24.458 | 32.141 | 30.820 | 220.9 | 35:58.225 | | |
| 12 | 2 | 3:34.197 B | 28.023 | 36.383 | 2:29.791 | 196.4 | 24:30.001 | 18 | 1 | 1:26.621 | 24.449 | 31.164 | 31.008 | 235.3 | 37:24.846 | | |
| 13 | 1 | 2:11.457 | 51.586 | 45.546 | 34.325 | 94.3 | 26:41.458 | 19 | 1 | 1:28.084 | 23.998 | 33.036 | 31.050 | 249.4 | 38:52.930 | | |
| 14 | 1 | 1:31.315 | 25.840 | 33.189 | 32.286 | 210.1 | 28:12.773 | 20 | 1 | 1:28.107 | 24.163 | 32.994 | 30.950 | 251.2 | 40:21.037 | | |
| 15 | 1 | 1:29.897 | 25.123 | 32.278 | 32.496 | 230.8 | 29:42.670 | 21 | 1 | 1:35.619 | 28.896 | 34.980 | 31.743 | 149.0 | 41:56.656 | | |
| 16 | 1 | 1:30.705 | 25.436 | 32.572 | 32.697 | 221.3 | 31:13.375 | 22 | 1 | 1:26.810 | 24.401 | 31.677 | 30.732 | 219.5 | 43:23.466 | | |
| 17 | 1 | 1:31.091 | 25.030 | 32.901 | 33.160 | 225.0 | 32:44.466 | 23 | 1 | 1:26.162 | 23.992 | 31.412 | 30.758 | 246.0 | 44:49.628 | | |
| 18 | 1 | 1:29.999 | 25.124 | 32.077 | 32.798 | 220.0 | 34:14.465 | | | | | | | | | | |
| 19 | 1 | 1:29.724 | 25.135 | 32.195 | 32.394 | 234.3 | 35:44.189 | | | | | | | | | | |
| 20 | 1 | 1:29.992 | 24.967 | 32.555 | 32.470 | 226.4 | 37:14.181 | | | | | | | | | | |
| 21 | 1 | 1:30.018 | 24.750 | 32.633 | 32.635 | 229.3 | 38:44.199 | | | | | | | | | | |
| 69 | | Ford GT40 1965 | | | | | | GT1 | 73 | | Lola T70 Mk.3B 1967 | | | | | | P+2L |
| | | 1. Mr JOHN OF B | | | | | | | | | 1. Marc DEVIS | | | | | | |
| | | 2. Soheil AYARI | | | | | | | | | 2. Martin O'CONNELL | | | | | | |
| 1 | 2 | 4:18.590 | 3:11.401 | 34.259 | 32.930 | 125.9 | 4:18.590 | 1 | 1 | 2:21.234 | 1:07.904 | 38.161 | 35.169 | 119.5 | 2:21.234 | | |
| 2 | 2 | 1:34.925 | 27.123 | 34.421 | 33.381 | 198.9 | 5:53.515 | 2 | 1 | 1:39.331 | 27.603 | 36.817 | 34.911 | 168.5 | 4:00.565 | | |
| 3 | 2 | 1:34.936 | 27.388 | 34.374 | 33.174 | 193.9 | 7:28.451 | 3 | 1 | 1:35.125 | 27.248 | 34.563 | 33.314 | 190.8 | 5:35.690 | | |
| 4 | 2 | 1:29.188 | 25.307 | 32.741 | 31.140 | 208.9 | 8:57.639 | 4 | 1 | 1:32.267 | 26.282 | 33.855 | 32.130 | 192.2 | 7:07.957 | | |
| 5 | 2 | 2:17.673 | 27.223 | 46.285 | 1:04.165 | 177.3 | 11:15.312 | 5 | 1 | 1:34.134 | 25.662 | 35.971 | 32.501 | 205.7 | 8:42.091 | | |
| 6 | 2 | 1:52.359 | 48.932 | 32.458 | 30.969 | 79.8 | 13:07.671 | 6 | 1 | 7:54.252 B | 27.622 | 47.435 | 6:39.195 | 185.9 | 16:36.343 | | |
| 7 | 2 | 1:27.946 | 25.244 | 32.078 | 30.624 | 221.8 | 14:35.617 | 7 | 1 | 1:44.919 | 40.702 | 33.008 | 31.209 | 104.7 | 18:21.262 | | |
| 8 | 2 | 5:19.667 B | 26.406 | 34.332 | 4:18.929 | 230.3 | 19:55.284 | 8 | 1 | 1:25.837 | 24.292 | 31.559 | 29.986 | 224.5 | 19:47.099 | | |
| 9 | 1 | 1:40.015 | 33.583 | 33.807 | 32.625 | 146.1 | 21:35.299 | 9 | 1 | 1:24.972 | 23.655 | 31.777 | 29.540 | 242.7 | 21:12.071 | | |
| 10 | 1 | 1:30.646 | 25.943 | 33.370 | 31.333 | 194.9 | 23:05.945 | 10 | 1 | 1:37.145 | 24.282 | 41.603 | 31.260 | 220.4 | 22:49.216 | | |
| 11 | 1 | 2:34.095 | 30.623 | 52.756 | 1:10.716 | 211.8 | 25:40.040 | 11 | 1 | 7:39.956 B | 26.288 | 46.313 | 6:27.355 | 247.1 | 30:29.172 | | |
| 12 | 1 | 1:46.980 | 40.808 | 33.851 | 32.321 | 79.0 | 27:27.020 | 12 | 1 | 1:42.997 | 36.197 | 35.118 | 31.682 | 116.8 | 32:12.169 | | |
| 13 | 1 | 1:31.007 | 24.843 | 33.571 | 32.593 | 212.6 | 28:58.027 | 13 | 1 | 1:31.405 | 25.495 | 34.000 | 31.910 | 216.4 | 33:43.574 | | |
| 14 | 1 | 1:29.080 | 24.789 | 32.967 | 31.324 | 216.4 | 30:27.107 | 14 | 1 | 1:30.836 | 25.517 | 33.454 | 31.865 | 208.1 | 35:14.410 | | |
| 15 | 1 | 1:28.837 | 24.663 | 32.890 | 31.284 | 216.9 | 31:55.944 | 15 | 1 | 1:29.735 | 25.114 | 32.988 | 31.633 | 237.9 | 36:44.145 | | |
| 16 | 1 | 1:30.640 | 25.039 | 33.487 | 32.114 | 216.0 | 33:26.584 | 16 | 1 | 1:31.697 | 27.557 | 33.235 | 30.905 | 189.1 | 38:15.842 | | |
| 17 | 1 | 1:32.452 | 26.385 | 33.810 | 32.257 | 190.1 | 34:59.036 | 17 | 1 | 1:28.783 | 25.106 | 32.523 | 31.154 | 206.1 | 39:44.625 | | |
| 18 | 1 | 1:30.931 | 25.262 | 33.685 | 31.984 | 228.8 | 36:29.967 | 18 | 1 | 1:29.622 | 25.538 | 32.883 | 31.201 | 196.4 | 41:14.247 | | |
| 19 | 1 | 1:29.740 | 24.720 | 32.809 | 32.211 | 214.3 | 37:59.707 | 19 | 1 | 1:28.650 | 25.305 | 32.720 | 30.625 | 199.3 | 42:42.897 | | |
| 20 | 1 | 1:29.475 | 24.781 | 33.106 | 31.588 | 230.3 | 39:29.182 | 20 | 1 | 1:29.256 | 24.884 | 33.407 | 30.965 | 206.1 | 44:12.153 | | |
| 21 | 1 | 1:29.280 | 25.148 | 32.590 | 31.542 | 201.1 | 40:58.462 | | | | | | | | | | |
| | | | | | | | | | 76 | | Lola T212 1971 | | | | | | P-2L |
| | | | | | | | | | | | 1. Gonçalo GOMES | | | | | | |
| | | | | | | | | | | | 2. James CLARIDGE | | | | | | |
| | | | | | | | | | | | | | | | | | |
| 1 | 1 | 2:11.456 | 1:00.064 | 36.635 | 34.757 | 125.7 | 2:11.456 | 1 | 1 | 1:41.014 | 28.591 | 39.628 | 32.795 | 181.8 | 3:52.470 | | |
| 2 | 1 | 1:41.014 | 28.591 | 39.628 | 32.795 | 181.8 | 5:26.421 | 3 | 1 | 1:33.951 | 27.401 | 34.557 | 31.993 | 196.0 | 5:26.421 | | |
| 3 | 1 | 1:33.951 | 27.401 | 34.557 | 31.993 | 196.0 | 7:02.706 | 4 | 1 | 1:36.285 | 25.394 | 33.977 | 36.914 | 197.8 | 7:02.706 | | |
| 4 | 1 | 1:36.285 | 25.394 | 33.977 | 36.914 | 197.8 | 8:45.038 | 5 | 1 | 1:42.332 | 28.792 | 38.558 | 34.982 | 155.6 | 8:45.038 | | |



CLASSIC ENDURANCE RACING 1
GRAND PRIX DE L'AGE D'OR
PRIVATE PRACTICE

Sector Analysis

Personal Best Session Best B Crossing the finish line in pit lane

| Lap | D | Time | Sector 1 | Sector 2 | Sector 3 | T. Spd | Elapsed | Lap | D | Time | Sector 1 | Sector 2 | Sector 3 | T. Spd | Elapsed |
|-----|---|------------|----------|----------|----------|--------|-----------|-----|---|------------|----------|----------|----------|--------|-----------|
| 6 | 1 | 2:05.219 | 25.581 | 47.210 | 52.428 | 203.4 | 10:50.257 | 9 | 1 | 3:50.751 B | 27.111 | 33.386 | 2:50.254 | 224.1 | 24:46.739 |
| 7 | 1 | 1:50.598 | 39.635 | 38.452 | 32.511 | 104.2 | 12:40.855 | 10 | 2 | 2:04.552 | 50.996 | 40.608 | 32.948 | 80.7 | 26:51.291 |
| 8 | 1 | 1:32.756 | 25.064 | 33.281 | 34.411 | 214.7 | 14:13.611 | 11 | 2 | 1:30.224 | 25.948 | 32.565 | 31.711 | 196.7 | 28:21.515 |
| 9 | 1 | 1:33.627 | 26.351 | 33.437 | 33.839 | 187.2 | 15:47.238 | 12 | 2 | 1:29.440 | 25.464 | 32.380 | 31.596 | 193.5 | 29:50.955 |
| 10 | 1 | 1:29.719 | 25.117 | 32.532 | 32.070 | 208.9 | 17:16.957 | 13 | 2 | 1:28.868 | 25.066 | 32.038 | 31.764 | 194.2 | 31:19.823 |
| 11 | 1 | 1:34.738 | 26.156 | 35.215 | 33.367 | 221.8 | 18:51.695 | 14 | 2 | 1:27.991 | 24.871 | 31.866 | 31.254 | 196.4 | 32:47.814 |
| 12 | 1 | 3:42.357 B | 28.103 | 34.750 | 2:39.504 | 175.6 | 22:34.052 | 15 | 2 | 3:37.953 B | 27.463 | 37.193 | 2:33.297 | 180.0 | 36:25.767 |
| 13 | 1 | 2:22.113 | 35.984 | 46.626 | 59.503 | 157.7 | 24:56.165 | 16 | 2 | 1:37.361 | 33.040 | 32.716 | 31.605 | 151.3 | 38:03.128 |
| 14 | 1 | 1:55.418 | 42.901 | 39.622 | 32.895 | 85.5 | 26:51.583 | 17 | 2 | 1:30.408 | 26.568 | 32.577 | 31.263 | 189.5 | 39:33.536 |
| 15 | 1 | 1:27.924 | 24.249 | 31.478 | 32.197 | 211.8 | 28:19.507 | 18 | 2 | 1:28.418 | 25.242 | 32.035 | 31.141 | 192.9 | 41:01.954 |
| 16 | 1 | 1:26.472 | 24.404 | 30.844 | 31.224 | 237.9 | 29:45.979 | 19 | 2 | 1:27.399 | 24.746 | 31.366 | 31.287 | 196.4 | 42:29.353 |
| 17 | 1 | 1:27.018 | 24.300 | 31.843 | 30.875 | 234.8 | 31:12.997 | 20 | 2 | 1:28.263 | 25.235 | 31.742 | 31.286 | 195.7 | 43:57.616 |
| 18 | 1 | 1:26.922 | 24.005 | 32.033 | 30.884 | 234.8 | 32:39.919 | | | | | | | | |
| 19 | 1 | 1:25.782 | 23.618 | 30.658 | 31.506 | 234.3 | 34:05.701 | | | | | | | | |
| 20 | 1 | 1:24.767 | 24.058 | 30.777 | 29.932 | 232.3 | 35:30.468 | | | | | | | | |
| 21 | 1 | 1:27.333 | 24.845 | 31.219 | 31.269 | 238.9 | 36:57.801 | | | | | | | | |
| 22 | 1 | 1:26.161 | 23.567 | 31.425 | 31.169 | 229.8 | 38:23.962 | | | | | | | | |
| 23 | 1 | 1:24.197 | 23.131 | 30.963 | 30.103 | 247.7 | 39:48.159 | | | | | | | | |
| 24 | 1 | 1:29.186 | 25.798 | 30.647 | 32.741 | 221.3 | 41:17.345 | | | | | | | | |
| 25 | 1 | 1:30.229 | 27.241 | 31.504 | 31.484 | 171.2 | 42:47.574 | | | | | | | | |
| 26 | 1 | 1:25.398 | 23.409 | 31.082 | 30.907 | 236.3 | 44:12.972 | | | | | | | | |

79 **Chevron B8 1969**
1. Daniel ROUSTAN P+2L

| | | | | | | | |
|----|---|------------|----------|--------|----------|-------|-----------|
| 1 | 1 | 3:03.654 | 1:45.804 | 40.212 | 37.638 | 121.5 | 3:03.654 |
| 2 | 1 | 1:42.554 | 28.714 | 37.464 | 36.376 | 196.4 | 4:46.208 |
| 3 | 1 | 1:44.625 | 29.068 | 37.312 | 38.245 | 173.4 | 6:30.833 |
| 4 | 1 | 1:40.536 | 27.959 | 36.451 | 36.126 | 212.2 | 8:11.369 |
| 5 | 1 | 2:03.513 | 28.413 | 38.077 | 57.023 | 207.7 | 10:14.882 |
| 6 | 1 | 2:09.356 | 40.305 | 46.720 | 42.331 | 97.6 | 12:24.238 |
| 7 | 1 | 1:39.697 | 27.444 | 36.465 | 35.788 | 213.4 | 14:03.935 |
| 8 | 1 | 1:38.921 | 27.193 | 36.525 | 35.203 | 221.3 | 15:42.856 |
| 9 | 1 | 1:38.643 | 27.136 | 36.430 | 35.077 | 195.3 | 17:21.499 |
| 10 | 1 | 1:38.671 | 27.189 | 35.543 | 35.939 | 203.0 | 19:00.170 |
| 11 | 1 | 1:39.783 | 27.980 | 36.768 | 35.035 | 218.2 | 20:39.953 |
| 12 | 1 | 1:38.077 | 27.459 | 35.634 | 34.984 | 194.2 | 22:18.030 |
| 13 | 1 | 2:07.809 | 29.092 | 37.151 | 1:01.566 | 212.2 | 24:25.839 |
| 14 | 1 | 2:07.286 | 43.018 | 47.661 | 36.607 | 94.9 | 26:33.125 |
| 15 | 1 | 1:38.416 | 27.515 | 35.983 | 34.918 | 212.6 | 28:11.541 |
| 16 | 1 | 4:50.866 B | 27.251 | 35.729 | 3:47.886 | 212.2 | 33:02.407 |
| 17 | 1 | 1:44.396 | 33.552 | 36.496 | 34.348 | 142.3 | 34:46.803 |
| 18 | 1 | 1:37.366 | 26.987 | 35.547 | 34.832 | 212.6 | 36:24.169 |
| 19 | 1 | 1:37.037 | 27.108 | 35.306 | 34.623 | 213.9 | 38:01.206 |
| 20 | 1 | 1:36.189 | 26.508 | 34.799 | 34.882 | 223.6 | 39:37.395 |
| 21 | 1 | 1:37.138 | 27.306 | 35.096 | 34.736 | 202.6 | 41:14.533 |
| 22 | 1 | 3:15.530 B | 30.081 | 39.307 | 2:06.142 | 173.1 | 44:30.063 |

86 **Lola T70 Mk.3B 1969**
1. Eric MESTDAGH P+2L
2. Christophe VAN RIET

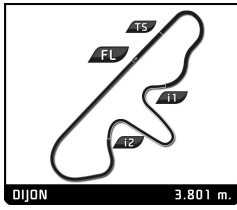
| | | | | | | | |
|---|---|------------|----------|----------|----------|-------|-----------|
| 1 | 1 | 2:22.009 | 1:13.265 | 35.798 | 32.946 | 133.0 | 2:22.009 |
| 2 | 1 | 1:36.145 | 27.290 | 34.667 | 34.188 | 173.1 | 3:58.154 |
| 3 | 1 | 5:41.121 B | | 3:22.594 | 216.4 | | 9:39.275 |
| 4 | 1 | 2:23.526 | 47.552 | 44.442 | 51.532 | 89.6 | 12:02.801 |
| 5 | 1 | 4:15.875 B | 26.974 | 35.713 | 3:13.188 | 194.9 | 16:18.676 |
| 6 | 1 | 1:37.562 | 33.389 | 32.267 | 31.906 | 140.4 | 17:56.238 |
| 7 | 1 | 1:28.267 | 24.928 | 31.747 | 31.592 | 221.3 | 19:24.505 |
| 8 | 1 | 1:31.483 | 25.404 | 33.826 | 32.253 | 229.8 | 20:55.988 |

89 **McLaren M6B 1968**
1. Max BANKS P+2L
2. Andrew BANKS

| | | | | | | | |
|----|---|------------|----------|--------|--------|-------|-----------|
| 1 | 1 | 2:15.027 | 1:08.379 | 34.155 | 32.493 | 136.4 | 2:15.027 |
| 2 | 1 | 1:28.470 | 25.221 | 32.400 | 30.849 | 222.2 | 3:43.497 |
| 3 | 1 | 1:28.791 | 25.902 | 31.784 | 31.105 | 204.5 | 5:12.288 |
| 4 | 1 | 1:26.959 | 24.562 | 31.216 | 31.181 | 223.6 | 6:39.247 |
| 5 | 1 | 1:28.177 | 24.468 | 32.298 | 31.411 | 232.8 | 8:07.424 |
| 6 | 1 | 1:39.298 | 23.999 | 33.014 | 42.285 | 231.8 | 9:46.722 |
| 7 | 1 | 2:15.082 | 43.481 | 44.622 | 46.979 | 87.5 | 12:01.804 |
| 8 | 1 | 1:25.057 | 24.247 | 30.774 | 30.036 | 228.3 | 13:26.861 |
| 9 | 1 | 1:24.350 | 24.044 | 30.688 | 29.618 | 228.3 | 14:51.211 |
| 10 | 1 | 1:23.300 | 23.492 | 30.423 | 29.385 | 235.3 | 16:14.511 |
| 11 | 1 | 1:23.246 | 23.486 | 30.595 | 29.165 | 244.9 | 17:37.757 |
| 12 | 1 | 1:25.777 | 25.006 | 31.253 | 29.518 | 209.3 | 19:03.534 |
| 13 | 1 | 1:26.934 | 24.750 | 32.771 | 29.413 | 204.2 | 20:30.468 |
| 14 | 1 | 3:38.344 B | 24.853 | 30.602 | 42.889 | 232.3 | 24:08.812 |
| 15 | 2 | 2:11.965 | 47.146 | 48.851 | 35.968 | 97.0 | 26:20.777 |
| 16 | 2 | 1:27.595 | 24.284 | 32.067 | 31.244 | 230.8 | 27:48.372 |
| 17 | 2 | 1:28.911 | 25.954 | 32.463 | 30.494 | 198.5 | 29:17.283 |
| 18 | 2 | 1:23.986 | 23.876 | 30.714 | 29.396 | 235.3 | 30:41.269 |
| 19 | 2 | 1:25.416 | 24.233 | 31.265 | 29.918 | 252.3 | 32:06.685 |
| 20 | 2 | 1:25.313 | 24.901 | 31.053 | 29.359 | 233.3 | 33:31.998 |
| 21 | 2 | 1:25.652 | 24.454 | 30.867 | 30.331 | 227.8 | 34:57.650 |
| 22 | 2 | 1:25.402 | 24.418 | 31.211 | 29.773 | 224.5 | 36:23.052 |
| 23 | 2 | 1:28.496 | 24.976 | 33.289 | 30.231 | 217.3 | 37:51.548 |
| 24 | 2 | 1:24.436 | 24.453 | 30.690 | 29.293 | 227.8 | 39:15.984 |
| 25 | 2 | 1:23.203 | 23.673 | 30.418 | 29.112 | 243.8 | 40:39.187 |
| 26 | 2 | 1:25.548 | 24.012 | 30.713 | 30.823 | 218.6 | 42:04.735 |
| 27 | 2 | 1:25.345 | 24.773 | 31.368 | 29.204 | 206.1 | 43:30.080 |
| 28 | 2 | 1:22.730 | 23.410 | 30.390 | 28.930 | 234.8 | 44:52.810 |

93 **Chevrolet Corvette C3 1969**
1. Eric EXCOFFIER GT1
2. Clément EXCOFFIER

| | | | | | | | |
|----|---|------------|----------|--------|----------|-------|-----------|
| 1 | 2 | 3:34.451 | 2:14.381 | 42.357 | 37.713 | 109.3 | 3:34.451 |
| 2 | 2 | 1:46.303 | 30.721 | 39.836 | 35.746 | 154.3 | 5:20.754 |
| 3 | 2 | 1:42.010 | 28.471 | 37.803 | 35.736 | 174.5 | 7:02.764 |
| 4 | 2 | 3:41.247 B | 28.122 | 36.331 | 2:36.794 | 180.6 | 10:44.011 |
| 5 | 2 | 1:57.998 | 44.615 | 39.194 | 34.189 | 86.3 | 12:42.009 |
| 6 | 2 | 1:35.346 | 28.032 | 34.600 | 32.714 | 201.5 | 14:17.355 |
| 7 | 2 | 1:34.260 | 26.208 | 34.616 | 33.436 | 200.0 | 15:51.615 |
| 8 | 2 | 7:24.319 B | 26.035 | 41.007 | 6:17.277 | 209.3 | 23:15.934 |
| 9 | 1 | 2:26.525 | 41.060 | 44.003 | 1:01.462 | 122.4 | 25:42.459 |
| 10 | 1 | 1:48.715 | 39.641 | 35.355 | 33.719 | 81.2 | 27:31.174 |
| 11 | 1 | 3:19.343 B | 26.644 | 34.155 | 2:18.544 | 215.6 | 30:50.517 |



CLASSIC ENDURANCE RACING 1

GRAND PRIX DE L'AGE D'OR

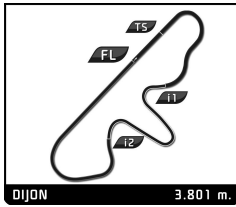
PRIVATE PRACTICE

Sector Analysis

Personal Best Session Best B Crossing the finish line in pit lane

| Lap | D | Time | Sector 1 | Sector 2 | Sector 3 | T. Spd | Elapsed | Lap | D | Time | Sector 1 | Sector 2 | Sector 3 | T. Spd | Elapsed |
|------------|---|--|---------------|---------------|---------------|--------|-----------|-----|---|------|----------|----------|----------|--------|---------|
| 12 | 1 | 1:55.177 | 40.041 | 38.677 | 36.459 | 99.1 | 32:45.694 | | | | | | | | |
| 13 | 1 | 1:41.344 | 28.713 | 36.756 | 35.875 | 192.9 | 34:27.038 | | | | | | | | |
| 14 | 1 | 1:40.304 | 27.586 | 37.015 | 35.703 | 193.9 | 36:07.342 | | | | | | | | |
| 15 | 1 | 1:38.085 | 28.064 | 35.649 | 34.372 | 197.1 | 37:45.427 | | | | | | | | |
| 16 | 1 | 1:46.941 | 28.853 | 35.737 | 42.351 | 185.2 | 39:32.368 | | | | | | | | |
| 100 | | Chevron B19 1971 | | | | | | | | | | | | | |
| | | 1.Charlie HYETT | | | | | P-2L | | | | | | | | |
| 1 | 1 | 2:11.073 | 1:02.991 | 35.117 | 32.965 | 143.6 | 2:11.073 | | | | | | | | |
| 2 | 1 | 1:32.635 | 26.781 | 32.870 | 32.984 | 202.6 | 3:43.708 | | | | | | | | |
| 3 | 1 | 1:30.665 | 26.293 | 32.958 | 31.414 | 193.9 | 5:14.373 | | | | | | | | |
| 4 | 1 | 10:58.967 B | 27.258 | 34.537 | 9:57.172 | 198.9 | 16:13.340 | | | | | | | | |
| 5 | 1 | 1:35.881 | 30.454 | 32.953 | 32.474 | 158.6 | 17:49.221 | | | | | | | | |
| 6 | 1 | 1:29.516 | 25.222 | 32.247 | 32.047 | 209.7 | 19:18.737 | | | | | | | | |
| 7 | 1 | 1:26.890 | 24.106 | 31.893 | 30.891 | 213.4 | 20:45.627 | | | | | | | | |
| 8 | 1 | 1:27.293 | 23.452 | 31.699 | 32.142 | 232.8 | 22:12.920 | | | | | | | | |
| 9 | 1 | 4:03.701 B | 26.254 | 32.458 | 3:04.989 | 243.2 | 26:16.621 | | | | | | | | |
| 10 | 1 | 1:33.542 | 29.383 | 31.831 | 32.328 | 161.7 | 27:50.163 | | | | | | | | |
| 11 | 1 | 1:29.180 | 24.465 | 32.770 | 31.945 | 231.8 | 29:19.343 | | | | | | | | |
| 12 | 1 | 1:23.596 | 23.384 | 30.495 | 29.717 | 242.2 | 30:42.939 | | | | | | | | |
| 13 | 1 | 1:27.599 | 24.866 | 30.843 | 31.890 | 223.1 | 32:10.538 | | | | | | | | |
| 14 | 1 | 1:27.042 | 24.226 | 31.956 | 30.860 | 221.8 | 33:37.580 | | | | | | | | |
| 15 | 1 | 1:27.671 | 24.904 | 31.607 | 31.160 | 248.3 | 35:05.251 | | | | | | | | |
| 16 | 1 | 3:46.231 B | 23.898 | 33.234 | 2:49.099 | 225.0 | 38:51.482 | | | | | | | | |
| 17 | 1 | 1:32.409 | 29.282 | 31.345 | 31.782 | 165.1 | 40:23.891 | | | | | | | | |
| 18 | 1 | 1:32.063 | 29.307 | 31.859 | 30.897 | 133.7 | 41:55.954 | | | | | | | | |
| 19 | 1 | 1:23.562 | 23.577 | 30.073 | 29.912 | 209.7 | 43:19.516 | | | | | | | | |
| 107 | | Porsche 911 Carrera RSR 2.8L 1973 | | | | | | | | | | | | | |
| | | 1.Geoffroy PETER | | | | | GT1 | | | | | | | | |
| | | 2.Sébastien CRUBILE | | | | | | | | | | | | | |
| 1 | 2 | 2:59.563 | 1:48.219 | 36.709 | 34.635 | 126.9 | 2:59.563 | | | | | | | | |
| 2 | 2 | 1:34.387 | 26.937 | 33.903 | 33.547 | 193.9 | 4:33.950 | | | | | | | | |
| 3 | 2 | 1:35.189 | 25.961 | 34.004 | 35.224 | 211.8 | 6:09.139 | | | | | | | | |
| 4 | 2 | 1:31.505 | 25.720 | 32.882 | 32.903 | 215.1 | 7:40.644 | | | | | | | | |
| 5 | 2 | 1:30.831 | 25.247 | 32.483 | 33.101 | 219.1 | 9:11.475 | | | | | | | | |
| 6 | 2 | 5:35.340 B | 27.859 | 48.043 | 4:19.438 | 221.8 | 14:46.815 | | | | | | | | |
| 7 | 1 | 1:51.916 | 38.050 | 37.508 | 36.358 | 120.7 | 16:38.731 | | | | | | | | |
| 8 | 1 | 1:41.654 | 28.337 | 37.805 | 35.512 | 180.0 | 18:20.385 | | | | | | | | |
| 9 | 1 | 1:38.785 | 28.133 | 36.241 | 34.411 | 188.8 | 19:59.170 | | | | | | | | |
| 10 | 1 | 1:39.645 | 28.922 | 35.993 | 34.730 | 192.9 | 21:38.815 | | | | | | | | |
| 11 | 1 | 1:38.049 | 27.261 | 36.107 | 34.681 | 208.9 | 23:16.864 | | | | | | | | |
| 12 | 1 | 2:24.434 | 33.170 | 43.892 | 1:07.372 | 200.0 | 25:41.298 | | | | | | | | |
| 13 | 1 | 1:48.674 | 39.122 | 35.509 | 34.043 | 76.8 | 27:29.972 | | | | | | | | |
| 14 | 1 | 1:35.032 | 26.856 | 34.188 | 33.988 | 201.1 | 29:05.004 | | | | | | | | |
| 15 | 1 | 1:35.483 | 26.502 | 33.989 | 34.992 | 198.9 | 30:40.487 | | | | | | | | |
| 110 | | Sabre D4 1971 | | | | | | | | | | | | | |
| | | 1.Franco PEDRAZZI | | | | | P+2L | | | | | | | | |
| 1 | 1 | 3:02.931 | 1:51.256 | 37.519 | 34.156 | 116.6 | 3:02.931 | | | | | | | | |
| 2 | 1 | 4:39.903 B | 26.445 | 37.481 | 3:35.977 | 212.6 | 7:42.834 | | | | | | | | |
| 3 | 1 | 1:40.532 | 32.414 | 34.704 | 33.414 | 155.6 | 9:23.366 | | | | | | | | |
| 4 | 1 | 7:31.318 B | 26.847 | 39.148 | 6:25.323 | 214.3 | 16:54.684 | | | | | | | | |
| 5 | 1 | 1:40.959 | 35.370 | 33.737 | 31.852 | 130.6 | 18:35.643 | | | | | | | | |
| 6 | 1 | 6:44.540 B | 26.667 | 41.912 | 5:35.961 | 201.9 | 25:20.183 | | | | | | | | |
| 7 | 1 | 1:38.642 | 34.104 | 33.652 | 30.886 | 132.0 | 26:58.825 | | | | | | | | |
| 8 | 1 | 7:27.809 B | 23.760 | 39.145 | 6:24.904 | 244.3 | 34:26.634 | | | | | | | | |
| 9 | 1 | 1:39.667 | 31.432 | 34.082 | 34.153 | 158.1 | 36:06.301 | | | | | | | | |
| 111 | | Lola T70 Mk.3 1967 | | | | | | | | | | | | | |
| | | 1.Philippe GIAUQUE | | | | | P+2L | | | | | | | | |
| 1 | 1 | 2:50.734 | 1:38.859 | 37.390 | 34.485 | 106.3 | 2:50.734 | | | | | | | | |
| 2 | 1 | 1:31.917 | 27.635 | 32.950 | 31.332 | 174.5 | 4:22.651 | | | | | | | | |
| 3 | 1 | 3:46.035 B | 25.695 | 32.163 | 2:48.177 | 201.9 | 8:08.686 | | | | | | | | |
| 4 | 1 | 4:26.835 B | 35.548 | 32.173 | 3:19.114 | 130.3 | 12:35.521 | | | | | | | | |
| 5 | 1 | 1:38.031 | 33.245 | 33.905 | 30.881 | 136.4 | 14:13.552 | | | | | | | | |
| 6 | 1 | 1:27.251 | 24.939 | 31.554 | 30.758 | 212.2 | 15:40.803 | | | | | | | | |
| 7 | 1 | 1:26.976 | 25.240 | 31.174 | 30.562 | 211.8 | 17:07.779 | | | | | | | | |
| 8 | 1 | 1:27.554 | 24.829 | 31.644 | 31.081 | 226.4 | 18:35.333 | | | | | | | | |
| 9 | 1 | 1:29.931 | 25.299 | 33.475 | 31.157 | 224.5 | 20:05.264 | | | | | | | | |
| 10 | 1 | 1:29.719 | 24.879 | 32.849 | 31.991 | 224.1 | 21:34.983 | | | | | | | | |
| 11 | 1 | 1:26.702 | 24.534 | 31.215 | 30.953 | 229.8 | 23:01.685 | | | | | | | | |
| 12 | 1 | 4:41.183 B | 24.403 | 39.514 | 3:37.266 | 231.3 | 27:42.868 | | | | | | | | |
| 13 | 1 | 1:41.279 | 32.757 | 35.141 | 33.381 | 139.4 | 29:24.147 | | | | | | | | |
| 14 | 1 | 1:26.178 | 24.992 | 31.238 | 29.948 | 229.8 | 30:50.325 | | | | | | | | |
| 15 | 1 | 1:26.520 | 24.354 | 31.481 | 30.685 | 221.8 | 32:16.845 | | | | | | | | |
| 16 | 1 | 1:27.418 | 25.020 | 32.183 | 30.215 | 220.9 | 33:44.263 | | | | | | | | |
| 17 | 1 | 1:27.183 | 25.121 | 31.675 | 30.387 | 221.3 | 35:11.446 | | | | | | | | |
| 18 | 1 | 1:25.766 | 24.545 | 31.255 | 29.966 | 233.8 | 36:37.212 | | | | | | | | |
| 19 | 1 | 4:40.375 B | 25.498 | 34.023 | 3:40.854 | 235.8 | 41:17.587 | | | | | | | | |
| 113 | | Ford GT40 Mk II (C) 1966 | | | | | | | | | | | | | |
| | | 1.Luco SANCHEZ | | | | | GT1 | | | | | | | | |
| | | 2.Michael FUNKE | | | | | | | | | | | | | |
| 1 | 2 | 2:54.527 | 1:43.648 | 36.701 | 34.178 | 121.3 | 2:54.527 | | | | | | | | |
| 2 | 2 | 1:37.430 | 29.954 | 35.438 | 32.038 | 158.6 | 4:31.957 | | | | | | | | |
| 3 | 2 | 1:33.494 | 26.833 | 33.894 | 32.767 | 188.8 | 6:05.451 | | | | | | | | |
| 4 | 2 | 1:30.741 | 26.305 | 33.075 | 31.361 | 208.5 | 7:36.192 | | | | | | | | |
| 5 | 2 | 1:29.760 | 26.237 | 32.662 | 30.861 | 193.2 | 9:05.952 | | | | | | | | |
| 6 | 2 | 4:47.351 B | 29.549 | 48.642 | 3:29.160 | 199.3 | 13:53.303 | | | | | | | | |
| 7 | 1 | 1:45.633 | 36.019 | 35.727 | 33.887 | 137.4 | 15:38.936 | | | | | | | | |
| 8 | 1 | 1:35.140 | 28.612 | 33.707 | 32.821 | 166.2 | 17:14.076 | | | | | | | | |
| 9 | 1 | 1:36.707 | 28.430 | 34.985 | 33.292 | 173.9 | 18:50.783 | | | | | | | | |
| 10 | 1 | 1:37.280 | 28.278 | 36.266 | 32.736 | 175.9 | 20:28.063 | | | | | | | | |
| 11 | 1 | 1:33.658 | 27.548 | 33.428 | 32.682 | 184.3 | 22:01.721 | | | | | | | | |
| 12 | 1 | 1:46.008 | 27.683 | 35.488 | 42.837 | 181.2 | 23:47.729 | | | | | | | | |
| 13 | 1 | 2:22.286 | 48.895 | 46.536 | 46.855 | 84.4 | 26:10.015 | | | | | | | | |
| 14 | 1 | 1:35.078 | 28.904 | 33.860 | 32.314 | 158.8 | 27:45.093 | | | | | | | | |
| 15 | 1 | 1:36.248 | 27.027 | 34.296 | 34.925 | 189.1 | 29:21.341 | | | | | | | | |
| 16 | 1 | 1:34.337 | 28.122 | 33.871 | 32.344 | 173.1 | 30:55.678 | | | | | | | | |
| 17 | 1 | 1:35.093 | 27.338 | 34.447 | 33.308 | 181.5 | 32:30.771 | | | | | | | | |
| 18 | 1 | 1:36.775 | 27.640 | 35.431 | 33.704 | 176.8 | 34:07.546 | | | | | | | | |
| 19 | 1 | 1:33.167 | 27.165 | 33.768 | 32.234 | 179.1 | 35:40.713 | | | | | | | | |
| 20 | 1 | 1:34.589 | 27.212 | 34.802 | 32.575 | 186.5 | 37:15.302 | | | | | | | | |
| 21 | 1 | 1:33.105 | 27.016 | 33.894 | 32.195 | 184.0 | 38:48.407 | | | | | | | | |
| 22 | 1 | 1:35.043 | 26.923 | 34.777 | 33.343 | 179.4 | 40:23.450 | | | | | | | | |
| 23 | 1 | 1:37.037 | 29.386 | 34.584 | 33.067 | 150.2 | 42:00.487 | | | | | | | | |
| 24 | 1 | 1:33.662 | 27.264 | 34.091 | 32.307 | 176.2 | 43:34.149 | | | | | | | | |
| 25 | 1 | 1:37.865 | 27.295 | 33.453 | 37.117 | 184.0 | 45:12.014 | | | | | | | | |
| 124 | | Lola T70 Mk.3B (C) 1968 | | | | | | | | | | | | | |
| | | 1.Emile BREITTMAYER | | | | | P+2L | | | | | | | | |
| 1 | 1 | 3:41.199 | 2:35.738 | 33.339 | 32.122 | 121.2 | 3:41.199 | | | | | | | | |
| 2 | 1 | 1:32.893 | 25.248 | 33.568 | 34.077 | 218.6 | 5:14.092 | | | | | | | | |
| 3 | 1 | 1:33.397 | 27.160 | 33.783 | 32.454 | 205.3 | 6:47.489 | | | | | | | | |





CLASSIC ENDURANCE RACING 1
GRAND PRIX DE L'AGE D'OR
PRIVATE PRACTICE

Sector Analysis

Personal Best Session Best B Crossing the finish line in pit lane

| Lap | D | Time | Sector 1 | Sector 2 | Sector 3 | T. Spd | Elapsed | Lap | D | Time | Sector 1 | Sector 2 | Sector 3 | T. Spd | Elapsed |
|-----|---|------------|----------|----------|----------|--------|-----------|-----|---|------------|----------|----------|----------|--------|-----------|
| 4 | 1 | 3:40.517 B | 24.216 | 31.278 | 2:45.023 | 228.3 | 10:28.006 | 11 | 1 | 1:35.189 | 26.376 | 34.950 | 33.863 | 217.7 | 20:36.049 |
| 5 | 1 | 1:55.695 | 37.322 | 47.309 | 31.064 | 113.9 | 12:23.701 | 12 | 1 | 1:34.064 | 26.150 | 33.967 | 33.947 | 225.0 | 22:10.113 |
| 6 | 1 | 1:26.528 | 24.362 | 31.836 | 30.330 | 236.8 | 13:50.229 | 13 | 1 | 2:05.043 | 29.318 | 39.188 | 56.537 | 224.5 | 24:15.156 |
| 7 | 1 | 1:26.724 | 23.862 | 32.368 | 30.494 | 234.8 | 15:16.953 | 14 | 1 | 2:11.527 | 45.318 | 47.464 | 38.745 | 87.9 | 26:26.683 |
| 8 | 1 | 1:28.242 | 24.525 | 33.420 | 30.297 | 239.5 | 16:45.195 | 15 | 1 | 1:34.016 | 25.789 | 34.518 | 33.709 | 228.8 | 28:00.699 |
| 9 | 1 | 1:29.217 | 26.442 | 31.464 | 31.311 | 199.3 | 18:14.412 | 16 | 1 | 1:35.639 | 26.146 | 34.801 | 34.692 | 217.3 | 29:36.338 |
| 10 | 1 | 1:26.147 | 24.907 | 31.259 | 29.981 | 236.3 | 19:40.559 | 17 | 1 | 1:34.457 | 26.210 | 34.126 | 34.121 | 223.1 | 31:10.795 |
| 11 | 1 | 1:24.030 | 23.371 | 30.643 | 30.016 | 250.0 | 21:04.589 | 18 | 1 | 1:33.873 | 25.888 | 34.430 | 33.555 | 222.7 | 32:44.668 |
| 12 | 1 | 3:51.606 B | 23.297 | 32.484 | 2:55.825 | 241.6 | 24:56.195 | 19 | 1 | 9:31.309 B | 26.427 | 34.366 | 8:30.516 | 207.3 | 42:15.977 |
| 13 | 1 | 1:54.573 | 45.176 | 37.542 | 31.855 | 104.7 | 26:50.768 | | | | | | | | |
| 14 | 1 | 1:25.293 | 23.264 | 31.440 | 30.589 | 254.1 | 28:16.061 | | | | | | | | |
| 15 | 1 | 1:25.647 | 24.552 | 30.920 | 30.175 | 221.8 | 29:41.708 | | | | | | | | |
| 16 | 1 | 1:28.738 | 25.162 | 32.701 | 30.875 | 208.5 | 31:10.446 | | | | | | | | |
| 17 | 1 | 1:24.803 | 23.547 | 30.838 | 30.418 | 239.5 | 32:35.249 | | | | | | | | |
| 18 | 1 | 1:25.501 | 23.812 | 31.583 | 30.106 | 246.0 | 34:00.750 | | | | | | | | |
| 19 | 1 | 1:24.602 | 23.271 | 30.897 | 30.434 | 239.5 | 35:25.352 | | | | | | | | |
| 20 | 1 | 1:23.968 | 23.180 | 31.081 | 29.707 | 257.1 | 36:49.320 | | | | | | | | |
| 21 | 1 | 1:26.712 | 24.765 | 32.008 | 29.939 | 243.8 | 38:16.032 | | | | | | | | |
| 22 | 1 | 1:23.857 | 23.415 | 30.831 | 29.611 | 242.7 | 39:39.889 | | | | | | | | |
| 23 | 1 | 1:25.684 | 24.372 | 31.123 | 30.189 | 234.3 | 41:05.573 | | | | | | | | |
| 24 | 1 | 1:23.916 | 23.306 | 30.788 | 29.822 | 249.4 | 42:29.489 | | | | | | | | |

140 Tecma PH 755 1975
1. Denis LIQUIERE P-2L

| | | | | | | | |
|----|---|------------|----------|----------|----------|-------|-----------|
| 1 | 1 | 2:53.196 | 1:30.296 | 41.776 | 41.124 | 102.7 | 2:53.196 |
| 2 | 1 | 1:50.200 | 31.640 | 39.653 | 38.907 | 151.5 | 4:43.396 |
| 3 | 1 | 1:47.939 | 29.931 | 38.799 | 39.209 | 163.4 | 6:31.335 |
| 4 | 1 | 4:51.123 B | 28.217 | 36.609 | 3:46.297 | 186.2 | 11:22.458 |
| 5 | 1 | 2:05.948 | 49.778 | 39.179 | 36.991 | 73.4 | 13:28.406 |
| 6 | 1 | 1:43.991 | 28.698 | 38.838 | 36.455 | 173.9 | 15:12.397 |
| 7 | 1 | 1:41.263 | 28.054 | 37.359 | 35.850 | 187.2 | 16:53.660 |
| 8 | 1 | 1:38.917 | 27.531 | 36.947 | 34.439 | 184.6 | 18:32.577 |
| 9 | 1 | 1:40.751 | 27.798 | 37.045 | 35.908 | 184.6 | 20:13.328 |
| 10 | 1 | 1:38.332 | 26.672 | 35.639 | 36.021 | 202.6 | 21:51.660 |
| 11 | 1 | 2:25.523 | 27.265 | 1:03.886 | 54.372 | 200.0 | 24:17.183 |
| 12 | 1 | 2:20.985 | 45.988 | 46.230 | 48.767 | 88.4 | 26:38.168 |
| 13 | 1 | 1:42.858 | 29.187 | 37.851 | 35.820 | 172.2 | 28:21.026 |
| 14 | 1 | 1:38.682 | 28.446 | 35.438 | 34.798 | 179.7 | 29:59.708 |
| 15 | 1 | 4:32.854 B | 27.438 | 36.327 | 3:29.089 | 193.9 | 34:32.562 |
| 16 | 1 | 1:51.588 | 37.746 | 37.322 | 36.520 | 119.7 | 36:24.150 |
| 17 | 1 | 1:38.288 | 27.638 | 35.221 | 35.429 | 198.9 | 38:02.438 |
| 18 | 1 | 1:36.411 | 26.831 | 34.971 | 34.609 | 211.4 | 39:38.849 |
| 19 | 1 | 1:37.439 | 27.529 | 34.817 | 35.093 | 194.6 | 41:16.288 |
| 20 | 1 | 1:39.772 | 28.773 | 35.768 | 35.231 | 180.9 | 42:56.060 |

163 Porsche 911 Carrera RSR 2.8 1973
1. Didier DENAT GT1

| | | | | | | | |
|----|---|------------|----------|--------|----------|-------|-----------|
| 1 | 1 | 2:42.207 | 1:30.561 | 36.800 | 34.846 | 113.9 | 2:42.207 |
| 2 | 1 | 1:35.484 | 27.220 | 34.087 | 34.177 | 178.5 | 4:17.691 |
| 3 | 1 | 1:36.150 | 26.219 | 35.491 | 34.440 | 220.9 | 5:53.841 |
| 4 | 1 | 1:36.543 | 27.361 | 35.212 | 33.970 | 192.2 | 7:30.384 |
| 5 | 1 | 1:34.555 | 26.860 | 33.940 | 33.755 | 201.9 | 9:04.939 |
| 6 | 1 | 3:34.621 B | 27.763 | 50.026 | 2:16.832 | 219.1 | 12:39.560 |
| 7 | 1 | 1:39.390 | 32.066 | 33.762 | 33.562 | 139.5 | 14:18.950 |
| 8 | 1 | 1:33.996 | 25.800 | 34.152 | 34.044 | 217.3 | 15:52.946 |
| 9 | 1 | 1:33.592 | 25.856 | 33.902 | 33.834 | 221.3 | 17:26.538 |
| 10 | 1 | 1:34.322 | 26.238 | 33.839 | 34.245 | 222.7 | 19:00.860 |

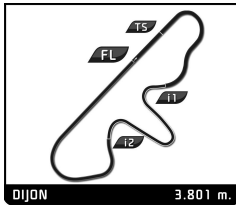
170 Lola T70 Mk.3B (C) 1969
1. Ross HYETT P+2L
2. Nick HYETT

| | | | | | | | |
|----|---|------------|----------|--------|----------|-------|-----------|
| 1 | 2 | 2:10.455 | 1:02.587 | 34.614 | 33.254 | 131.2 | 2:10.455 |
| 2 | 2 | 1:31.803 | 26.989 | 32.170 | 32.644 | 206.9 | 3:42.258 |
| 3 | 2 | 1:30.649 | 26.722 | 31.818 | 32.109 | 193.2 | 5:12.907 |
| 4 | 2 | 1:30.387 | 25.919 | 31.782 | 32.686 | 206.9 | 6:43.294 |
| 5 | 2 | 1:29.658 | 24.107 | 31.752 | 33.799 | 229.8 | 8:12.952 |
| 6 | 2 | 4:00.127 B | 26.036 | 31.047 | 3:03.044 | 208.9 | 12:13.079 |
| 7 | 2 | 1:34.180 | 30.418 | 32.047 | 31.715 | 169.3 | 13:47.259 |
| 8 | 2 | 1:27.528 | 24.873 | 31.830 | 30.825 | 223.6 | 15:14.787 |
| 9 | 2 | 1:29.853 | 25.866 | 33.718 | 30.269 | 207.3 | 16:44.640 |
| 10 | 2 | 1:29.381 | 25.497 | 32.566 | 31.318 | 213.0 | 18:14.021 |
| 11 | 2 | 1:27.800 | 24.989 | 33.102 | 29.709 | 241.6 | 19:41.821 |
| 12 | 2 | 1:26.134 | 24.210 | 31.414 | 30.510 | 233.3 | 21:07.955 |
| 13 | 2 | 4:31.171 B | 24.228 | 30.915 | 3:36.028 | 220.4 | 25:39.126 |
| 14 | 1 | 1:48.101 | 42.279 | 33.577 | 32.245 | 88.2 | 27:27.227 |
| 15 | 1 | 1:26.296 | 24.973 | 31.366 | 29.957 | 200.7 | 28:53.523 |
| 16 | 1 | 1:25.319 | 23.867 | 30.711 | 30.741 | 239.5 | 30:18.842 |
| 17 | 1 | 1:28.313 | 25.307 | 32.127 | 30.879 | 215.6 | 31:47.155 |
| 18 | 1 | 1:25.078 | 24.448 | 30.758 | 29.872 | 218.2 | 33:12.233 |
| 19 | 1 | 1:27.877 | 25.626 | 31.598 | 30.653 | 216.9 | 34:40.110 |
| 20 | 1 | 1:26.212 | 24.188 | 30.971 | 31.053 | 211.8 | 36:06.322 |
| 21 | 1 | 1:24.500 | 23.915 | 30.502 | 30.083 | 220.9 | 37:30.822 |
| 22 | 1 | 3:18.250 B | 29.644 | 38.538 | 2:10.068 | 211.8 | 40:49.072 |
| 23 | 2 | 1:36.168 | 33.769 | 31.440 | 30.959 | 126.8 | 42:25.240 |
| 24 | 2 | 1:28.922 | 25.337 | 32.967 | 30.618 | 198.9 | 43:54.162 |

199 Chevron B19 1971
1. Jamie CONSTABLE P-2L
2. Michael CANTILLON

| | | | | | | | |
|----|---|------------|----------|--------|----------|-------|-----------|
| 1 | 1 | 2:40.679 | 1:25.439 | 38.436 | 36.804 | 114.5 | 2:40.679 |
| 2 | 1 | 1:29.254 | 25.403 | 32.578 | 31.273 | 195.7 | 4:09.933 |
| 3 | 1 | 1:30.117 | 25.839 | 31.935 | 32.343 | 192.9 | 5:40.050 |
| 4 | 1 | 1:28.385 | 25.420 | 32.378 | 30.587 | 199.3 | 7:08.435 |
| 5 | 1 | 1:32.919 | 25.471 | 33.464 | 33.984 | 196.7 | 8:41.354 |
| 6 | 1 | 2:07.391 | 27.916 | 47.349 | 52.126 | 199.6 | 10:48.745 |
| 7 | 1 | 1:49.304 | 34.311 | 43.306 | 31.687 | 145.4 | 12:38.049 |
| 8 | 1 | 1:29.096 | 25.167 | 32.987 | 30.942 | 201.9 | 14:07.145 |
| 9 | 1 | 1:27.345 | 24.334 | 31.559 | 31.452 | 218.6 | 15:34.490 |
| 10 | 1 | 1:25.927 | 23.643 | 31.454 | 30.830 | 228.8 | 17:00.417 |
| 11 | 1 | 1:27.615 | 23.101 | 33.456 | 31.058 | 244.9 | 18:28.032 |
| 12 | 1 | 3:40.434 B | 23.363 | 32.688 | 2:44.383 | 240.0 | 22:08.466 |
| 13 | 2 | 2:07.977 | 34.912 | 35.741 | 57.324 | 139.2 | 24:16.443 |
| 14 | 2 | 2:10.044 | 44.507 | 47.466 | 38.071 | 85.3 | 26:26.487 |
| 15 | 2 | 1:26.696 | 23.883 | 31.556 | 31.257 | 244.3 | 27:53.183 |
| 16 | 2 | 1:27.826 | 23.502 | 32.614 | 31.710 | 227.4 | 29:21.009 |
| 17 | 2 | 1:24.152 | 23.456 | 30.722 | 29.974 | 240.5 | 30:45.161 |
| 18 | 2 | 1:28.626 | 24.158 | 33.513 | 30.955 | 233.8 | 32:13.787 |





CLASSIC ENDURANCE RACING 1

GRAND PRIX DE L'AGE D'OR

PRIVATE PRACTICE

Sector Analysis

■ Personal Best
 ■ Session Best
 ■ Crossing the finish line in pit lane

| Lap | D | Time | Sector 1 | Sector 2 | Sector 3 | T. Spd | Elapsed | Lap | D | Time | Sector 1 | Sector 2 | Sector 3 | T. Spd | Elapsed |
|-----|---|----------|----------|----------|----------|--------|-----------|-----|---|------|----------|----------|----------|--------|---------|
| 19 | 2 | 1:25.317 | 23.705 | 31.253 | 30.359 | 244.3 | 33:39.104 | | | | | | | | |
| 20 | 2 | 1:26.772 | 23.879 | 31.970 | 30.923 | 224.1 | 35:05.876 | | | | | | | | |
| 21 | 2 | 1:26.127 | 23.829 | 32.308 | 29.990 | 218.6 | 36:32.003 | | | | | | | | |
| 22 | 2 | 1:32.568 | 26.017 | 33.623 | 32.928 | 248.8 | 38:04.571 | | | | | | | | |
| 23 | 2 | 1:29.566 | 25.553 | 32.826 | 31.187 | 217.7 | 39:34.137 | | | | | | | | |
| 24 | 2 | 1:27.901 | 25.035 | 31.954 | 30.912 | 214.7 | 41:02.038 | | | | | | | | |
| 25 | 2 | 1:27.322 | 25.353 | 31.054 | 30.915 | 179.1 | 42:29.360 | | | | | | | | |
| 26 | 2 | 1:28.248 | 25.702 | 31.624 | 30.922 | 174.8 | 43:57.608 | | | | | | | | |

259 Porsche 911 Carrera RSR 3.0 1974
 1. Tarek MAHMOUD GT1

| | | | | | | | |
|----|---|--|----------|--|--|-------|-----------|
| 1 | 1 | 2:43.615 | 1:24.761 | 38.734 | 40.120 | 112.0 | 2:43.615 |
| 2 | 1 | 1:43.464 | 30.073 | 35.721 | 37.670 | 162.9 | 4:27.079 |
| 3 | 1 | 1:41.833 | 28.013 | 36.373 | 37.447 | 180.6 | 6:08.912 |
| 4 | 1 | 1:43.000 | 29.697 | 36.022 | 37.281 | 169.3 | 7:51.912 |
| 5 | 1 | 1:38.593 | 27.973 | 35.669 | 34.951 | 188.2 | 9:30.505 |
| 6 | 1 | 2:16.280 | 34.149 | 46.823 | 55.308 | 173.9 | 11:46.785 |
| 7 | 1 | 1:43.502 | 33.043 | 35.064 | 35.395 | 117.4 | 13:30.287 |
| 8 | 1 | 1:42.773 | 29.194 | 36.731 | 36.848 | 170.3 | 15:13.060 |
| 9 | 1 | 1:39.726 | 28.429 | 36.259 | 35.038 | 197.8 | 16:52.786 |
| 10 | 1 | 1:37.884 | 27.491 | 35.383 | 35.010 | 182.4 | 18:30.670 |