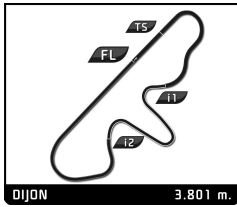


2.0L CUP GRAND PRIX DE L'AGE D'OR QUALIFYING

Sector Analysis

■ Personal Best
 ■ Session Best
 ■ Crossing the finish line in pit lane

Lap	D	Time	Sector 1	Sector 2	Sector 3	T. Spd	Elapsed	Lap	D	Time	Sector 1	Sector 2	Sector 3	T. Spd	Elapsed		
2	Porsche 911 2.0L 1. Marc SYDOW 2. Oliver MATHAI							GTL	11	Porsche 911 2.0L 1. Evgeny KIREEV 2. Phil QUAIFFE							GTL-EI
1	1	2:30.660	1:10.408	39.853	40.399	112.6	2:30.660	1	2	2:02.420	45.469	39.570	37.381	117.8	2:02.420		
2	1	1:50.421	30.336	38.904	41.181	185.9	4:21.081	2	2	1:41.244	27.572	36.363	37.309	201.9	3:43.664		
3	1	1:49.608	29.875	39.509	40.224	182.1	6:10.689	3	2	1:41.034	27.493	36.343	37.198	202.6	5:24.698		
4	1	1:48.328	29.696	38.883	39.749	192.2	7:59.017	4	2	1:40.722	27.484	36.236	37.002	204.2	7:05.420		
5	1	1:50.320	29.533	41.108	39.679	193.2	9:49.337	5	2	3:47.495 B	27.613	36.730	2:43.152	205.7	10:52.915		
6	1	1:48.338	29.594	38.766	39.978	189.1	11:37.675	6	1	1:50.495	34.579	37.607	38.309	128.3	12:43.410		
7	1	5:05.655 B	29.720	39.523	3:56.412	189.8	16:43.330	7	1	1:43.450	28.077	37.499	37.874	203.4	14:26.860		
8	2	1:55.750	36.375	39.616	39.759	119.2	18:39.080	8	1	1:43.742	28.211	37.352	38.179	204.2	16:10.602		
9	2	1:45.748	29.168	38.022	38.558	186.9	20:24.828	9	1	1:43.464	28.014	37.279	38.171	203.4	17:54.066		
10	2	1:45.978	28.843	38.135	39.000	193.5	22:10.806	10	1	1:42.774	28.048	37.132	37.594	202.6	19:36.840		
11	2	1:48.569	28.904	39.603	40.062	190.1	23:59.375	11	1	1:43.316	28.227	37.071	38.018	204.5	21:20.156		
12	2	1:48.335	29.583	39.468	39.284	180.3	25:47.710	12	1	1:47.603	30.738	38.684	38.181	203.4	23:07.759		
13	2	1:45.763	28.713	38.163	38.887	192.9	27:33.473	13	1	1:43.274	28.331	37.195	37.748	203.0	24:51.033		
14	2	1:45.427	28.662	38.050	38.715	191.5	29:18.900	14	1	1:44.187	28.297	37.573	38.317	204.2	26:35.220		
15	2	1:45.859	28.769	38.337	38.753	193.5	31:04.759	15	1	1:43.088	28.097	37.203	37.788	203.8	28:18.308		
5	Porsche 911 2.0L 1. Dirk PETERS							GTL	15	Porsche 911 2.0L 1. David DANGLARD							GTL
1	1	2:42.945	1:18.521	41.770	42.654	100.9	2:42.945	1	1	2:03.637	45.863	39.528	38.246	112.9	2:03.637		
2	1	1:52.634	32.352	39.554	40.728	166.4	4:35.579	2	1	1:43.019	28.512	36.724	37.783	200.0	3:46.656		
3	1	1:52.913	31.592	40.135	41.186	180.6	6:28.492	3	1	1:43.507	28.510	37.050	37.947	196.4	5:30.163		
4	1	1:51.508	31.135	39.495	40.878	185.9	8:20.000	4	1	1:44.073	28.478	37.288	38.307	195.7	7:14.236		
5	1	1:53.355	31.322	40.596	41.437	184.3	10:13.355	5	1	1:44.002	28.541	37.260	38.201	201.5	8:58.238		
6	1	1:52.029	31.131	40.415	40.483	185.6	12:05.384	6	1	3:51.336 B	28.872	37.347	2:45.117	186.5	12:49.574		
7	1	1:50.767	30.766	39.356	40.645	182.1	13:56.151	7	1	1:51.357	36.327	37.131	37.899	125.0	14:40.931		
8	1	1:51.958	31.254	40.281	40.423	182.1	15:48.109	8	1	1:43.341	28.428	37.097	37.816	200.7	16:24.272		
9	1	1:50.695	30.820	39.463	40.412	183.7	17:38.804	9	1	1:43.733	28.660	36.821	38.252	198.2	18:08.005		
10	1	1:51.809	30.473	40.453	40.883	192.5	19:30.613	10	1	1:43.992	28.831	37.275	37.886	202.2	19:51.997		
11	1	1:52.474	31.161	39.726	41.587	188.5	21:23.087	11	1	1:43.686	28.466	37.421	37.799	201.9	21:35.683		
12	1	2:04.008	36.965	43.812	43.231	149.6	23:27.095	12	1	1:52.560	29.228	45.181	38.151	194.9	23:28.243		
13	1	1:51.541	31.446	39.111	40.984	188.5	25:18.636	13	1	1:44.429	29.079	37.284	38.066	197.8	25:12.672		
14	1	1:51.684	31.221	39.185	41.278	185.2	27:10.320	14	1	1:44.536	28.606	37.212	38.718	200.0	26:57.208		
15	1	1:50.520	30.249	39.549	40.722	188.2	29:00.840	15	1	1:43.450	28.567	37.113	37.770	204.2	28:40.658		
16	1	1:51.745	31.282	39.360	41.103	183.4	30:52.585	16	1	1:44.115	28.717	37.540	37.858	196.0	30:24.773		
10	Porsche 911 2.0L 1. Juan Pablo ORJUELA 2. Nelson CALLE							GTL	18	Porsche 911 2.0L 1. Patrick PUGIN 2. Charles RUPP							GTL
1	2	2:37.642	1:17.197	41.132	39.313	101.4	2:37.642	1	2	2:03.916	47.399	38.442	38.075	111.5	2:03.916		
2	2	1:46.849	30.452	38.617	37.780	164.6	4:24.491	2	2	1:43.330	28.862	36.923	37.545	188.2	3:47.246		
3	2	1:43.225	27.821	37.660	37.744	203.4	6:07.716	3	2	1:43.248	28.891	36.817	37.540	194.6	5:30.494		
4	2	1:43.746	28.425	37.583	37.738	204.2	7:51.462	4	2	1:44.157	28.891	37.183	38.083	196.4	7:14.651		
5	2	1:43.722	28.881	37.139	37.702	189.5	9:35.184	5	2	1:44.664	29.327	37.013	38.324	190.5	8:59.315		
6	2	1:43.016	28.326	36.830	37.860	204.2	11:18.200	6	2	3:20.428 B	29.364	37.711	2:13.353	193.9	12:19.743		
7	2	2:34.577 B	29.106	37.816	1:27.655	182.4	13:52.777	7	2	1:50.477	34.933	37.214	38.330	130.4	14:10.220		
8	2	1:52.530	35.139	39.071	38.320	126.3	15:45.307	8	2	3:05.942 B	29.414	37.624	1:58.904	200.0	17:16.162		
9	2	1:43.770	28.597	37.494	37.679	205.3	17:29.077	9	1	1:53.556	37.588	37.891	38.077	121.1	19:09.718		
10	2	2:46.896 B	28.984	37.371	1:40.541	181.8	20:15.973	10	1	1:45.029	28.937	37.582	38.510	198.2	20:54.747		
11	1	1:50.907	35.775	37.642	37.490	127.7	22:06.880	11	1	1:46.741	30.270	37.863	38.608	162.7	22:41.488		
12	1	1:45.051	29.888	37.669	37.494	192.2	23:51.931	12	1	1:47.268	30.666	38.315	38.287	173.1	24:28.756		
13	1	1:43.839	28.909	37.580	37.350	206.1	25:35.770	13	1	1:45.288	29.216	37.940	38.132	195.3	26:14.044		
14	1	1:43.224	28.441	37.435	37.348	205.7	27:18.994	14	1	1:45.415	29.570	37.560	38.285	198.5	27:59.459		
15	1	1:42.856	28.459	36.902	37.495	205.7	29:01.850	15	1	1:46.839	30.681	37.664	38.494	192.9	29:46.298		
16	1	1:43.594	28.913	37.389	37.292	204.2	30:45.444	16	1	1:45.884	29.198	37.851	38.835	188.8	31:32.182		

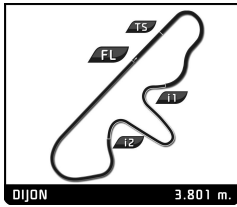


2.0L CUP GRAND PRIX DE L'AGE D'OR QUALIFYING

Sector Analysis

■ Personal Best
 ■ Session Best
 ■ Crossing the finish line in pit lane

Lap	D	Time	Sector 1	Sector 2	Sector 3	T. Spd	Elapsed	Lap	D	Time	Sector 1	Sector 2	Sector 3	T. Spd	Elapsed
22 Porsche 911 2.0L 1. Rémi TERRAIL 2. Jürg AEBERHARD GTL-ELI								6	1	1:45.043	28.977	37.674	38.392	198.5	11:39.164
1	2	2:18.382	1:03.809	37.173	37.400	94.0	2:18.382	7	1	1:45.643	29.054	38.010	38.579	199.6	13:24.807
2	2	1:41.754	27.758	36.513	37.483	201.5	4:00.136	8	1	3:14.474 B	28.928	37.448	2:08.098	198.9	16:39.281
3	2	1:42.321	27.676	36.754	37.891	203.0	5:42.457	9	1	1:51.442	35.701	37.489	38.252	126.8	18:30.723
4	2	4:40.441 B	27.709	36.639	3:36.093	204.5	10:22.898	10	1	1:45.773	28.780	38.256	38.737	198.9	20:16.496
5	1	1:53.959	36.793	38.661	38.505	113.0	12:16.857	11	1	1:44.181	28.756	37.218	38.207	200.7	22:00.677
6	1	1:45.474	29.247	37.894	38.333	191.8	14:02.331	12	1	1:50.538	34.004	37.739	38.795	155.8	23:51.215
7	1	1:46.131	28.639	38.043	39.449	201.5	15:48.462	13	1	1:46.421	29.493	38.484	38.444	196.7	25:37.636
8	1	1:46.431	29.381	38.042	39.008	191.5	17:34.893	14	1	1:44.729	28.810	37.318	38.600	200.7	27:22.365
9	1	1:48.137	31.753	37.545	38.839	190.1	19:23.030	15	1	1:45.276	29.545	37.120	38.611	197.1	29:07.641
10	1	1:45.563	29.263	38.228	38.072	189.1	21:08.593	16	1	1:44.976	28.801	37.317	38.858	198.9	30:52.617
27 Porsche 911 2.0L 1. Stephen EDWARDS 2. Matt NEAL GTL-ELI															
1	2	2:08.200	50.290	39.007	38.903	119.9	2:08.200								
2	2	1:43.786	28.470	37.251	38.065	199.3	3:51.986								
3	2	1:43.335	28.341	37.029	37.965	198.2	5:35.321								
4	2	1:43.092	28.402	37.042	37.648	200.7	7:18.413								
5	2	3:35.689 B	28.246	36.947	2:30.496	202.2	10:54.102								
6	1	1:51.374	35.208	37.749	38.417	128.6	12:45.476								
7	1	1:44.718	28.525	37.920	38.273	200.4	14:30.194								
8	1	1:44.055	28.514	37.494	38.047	196.0	16:14.249								
9	1	1:44.161	28.679	37.565	37.917	200.0	17:58.410								
10	1	1:43.483	28.292	37.188	38.003	201.9	19:41.893								
11	1	1:43.477	28.454	37.268	37.755	203.0	21:25.370								
12	1	2:01.299	36.595	42.438	42.266	162.2	23:26.669								
13	1	1:44.210	28.568	37.582	38.060	198.2	25:10.879								
14	1	1:45.492	28.401	37.364	39.727	203.4	26:56.371								
15	1	1:44.102	28.864	37.241	37.997	203.8	28:40.473								
16	1	1:45.595	29.339	38.175	38.081	204.2	30:26.068								
42 Porsche 911 2.0L 1. Stephan KOENIG 2. Philipp KOENIG GTL								1	2	2:19.970	1:04.626	37.331	38.013	102.5	2:19.970
2	2	1:44.232	29.092	37.202	37.938	198.9	4:04.202	3	2	1:43.244	28.449	36.959	37.836	198.9	5:47.446
4	2	1:43.148	28.517	37.014	37.617	204.5	7:30.594	5	2	1:43.375	28.174	37.330	37.871	204.9	9:13.969
6	2	1:43.342	28.396	36.893	38.053	202.6	10:57.311	7	2	1:42.884	28.259	37.110	37.515	204.5	12:40.195
8	2	3:05.843 B	29.115	37.274	1:59.454	188.5	15:46.038	9	1	1:53.783	36.748	38.737	38.298	126.5	17:39.821
10	1	1:47.674	29.970	39.014	38.690	191.8	19:27.495	11	1	1:45.634	29.712	37.976	37.946	194.6	21:13.129
12	1	1:57.255	38.599	40.822	37.834	160.5	23:10.384	13	1	1:44.982	29.261	37.773	37.948	186.5	24:55.366
14	1	1:46.430	29.281	38.514	38.635	191.2	26:41.796	15	1	1:45.021	29.131	37.749	38.141	198.5	28:26.817
16	1	1:45.419	29.263	38.114	38.042	195.7	30:12.236								
55 Porsche 911 2.0L 1. Philippe de CRAENE GTL								1	1	2:10.683	54.560	37.669	38.454	108.9	2:10.683
2	1	1:43.524	28.754	36.740	38.030	196.0	3:54.207	3	1	1:43.973	28.697	37.089	38.187	195.7	5:38.180
4	1	1:44.441	28.653	37.857	37.931	194.6	7:22.621	5	1	3:49.262 B	29.121	37.532	2:42.609	197.1	11:11.883
6	1	1:51.926	36.222	37.340	38.364	121.8	13:03.809	7	1	1:44.612	29.249	37.389	37.974	183.4	14:48.421
8	1	1:46.512	29.493	38.516	38.503	198.2	16:34.933	9	1	1:45.793	29.035	38.184	38.574	196.4	18:20.726
10	1	1:44.861	29.022	37.530	38.309	196.7	20:05.587	11	1	1:44.588	28.850	37.271	38.467	196.4	21:50.175
12	1	1:49.546	32.737	38.607	38.202	161.7	23:39.721	13	1	1:45.988	28.894	37.726	39.368	187.8	25:25.709
14	1	1:44.221	28.774	37.386	38.061	193.5	27:09.930	15	1	1:45.163	29.017	38.125	38.021	194.9	28:55.093
16	1	1:44.696	28.810	37.524	38.362	191.8	30:39.789								
60 Porsche 911 2.0L 1. Kyle TILLEY 2. Oliver BRYANT ELI								1	1	1:57.828	42.789	37.297	37.742	116.9	1:57.828
2	1	1:42.026	27.826	36.331	37.869	197.1	3:39.854	3	1	1:42.819	28.333	36.472	38.014	194.9	5:22.673
4	1	1:41.866	29.065	37.555	38.301	196.7	8:08.850	5	1	1:43.429	27.919	37.064	38.446	198.5	8:47.968



2.0L CUP GRAND PRIX DE L'AGE D'OR QUALIFYING

Sector Analysis

■ Personal Best
 ■ Session Best
 ■ Crossing the finish line in pit lane

Lap	D	Time	Sector 1	Sector 2	Sector 3	T. Spd	Elapsed
6	1	1:41.975	27.790	36.824	37.361	198.2	10:29.943
7	1	3:57.357 B	27.864	36.558	2:52.935	198.2	14:27.300
8	2	1:48.461	35.008	36.602	36.851	124.6	16:15.761
9	2	1:41.028	27.590	36.498	36.940	203.8	17:56.789
10	2	1:40.711	27.572	36.243	36.896	202.6	19:37.500
11	2	1:54.443	28.296	48.404	37.743	205.3	21:31.943
12	2	2:01.689	31.515	47.597	42.577	166.4	23:33.632
13	2	1:41.061	27.708	36.317	37.036	204.2	25:14.693
14	2	1:48.074	27.404	38.133	42.537	205.3	27:02.767
15	2	1:40.630	27.419	36.247	36.964	205.3	28:43.397
16	2	1:41.548	27.391	36.686	37.471	205.3	30:24.945

63		Porsche 911 2.0L				GTL	
		1.Franck DECHAME					
		2.Sébastien CRUBILE					
1	1	2:43.340	1:22.873	41.049	39.418	108.8	2:43.340
2	1	1:47.825	29.972	38.593	39.260	183.4	4:31.165
3	1	1:48.750	30.213	38.891	39.646	176.2	6:19.915
4	1	1:50.837	30.328	41.048	39.461	173.4	8:10.752
5	1	1:47.807	29.902	38.797	39.108	184.3	9:58.559
6	1	1:48.214	30.068	38.793	39.353	171.4	11:46.773
7	1	1:48.616	30.488	38.902	39.226	177.0	13:35.389
8	1	1:47.155	29.956	38.191	39.008	181.5	15:22.544
9	1	1:47.675	30.151	38.397	39.127	178.8	17:10.219
10	1	1:49.068	30.871	39.345	38.852	180.9	18:59.287
11	1	3:37.393 B	29.823	38.422	2:29.148	181.2	22:36.680
12	1	1:56.189	37.125	39.788	39.276	118.9	24:32.869
13	1	1:49.511	29.976	39.720	39.815	187.5	26:22.380
14	1	1:48.978	30.784	38.988	39.206	169.8	28:11.358
15	1	1:47.698	29.754	38.767	39.177	186.5	29:59.056
16	1	1:47.075	29.538	38.779	38.758	186.2	31:46.131

64		Porsche 911 2.0L				ELI	
		1.Andrew SMITH					
1	1	2:16.648	1:02.605	36.691	37.352	103.2	2:16.648
2	1	1:42.262	28.384	36.540	37.338	202.6	3:58.910
3	1	1:40.886	27.428	36.302	37.156	203.8	5:39.796
4	1	1:41.762	27.524	36.977	37.261	203.8	7:21.558
5	1	1:41.066	27.671	36.213	37.182	204.5	9:02.624
6	1	1:41.846	27.709	36.716	37.421	203.4	10:44.470
7	1	4:01.609 B	27.629	36.511	2:57.469	205.7	14:46.079
8	1	1:48.131	33.837	36.840	37.454	133.5	16:34.210
9	1	1:41.333	27.555	36.572	37.206	204.5	18:15.543
10	1	1:41.313	27.797	36.253	37.263	207.3	19:56.856
11	1	1:41.278	27.558	36.484	37.236	202.2	21:38.134
12	1	1:47.788	30.652	39.214	37.922	152.1	23:25.922
13	1	1:41.548	27.690	36.564	37.294	201.9	25:07.470
14	1	1:42.501	28.476	36.937	37.088	196.4	26:49.971
15	1	1:42.395	27.956	36.531	37.908	208.1	28:32.366

68		Porsche 911 2.0L				GTL	
		1.Juergen WESTPHAL					
		2.Norbert SCHMITZ-KOEP					
1	1	3:03.748	1:43.435	40.051	40.262	104.5	3:03.748
2	1	1:48.108	30.602	37.909	39.597	174.2	4:51.856
3	1	3:58.178 B	31.081	39.658	2:47.439	173.6	8:50.034
4	2	2:11.913	43.363	44.016	44.534	101.4	11:01.947
5	2	2:02.455	35.426	42.602	44.427	153.4	13:04.402
6	2	2:02.328	35.731	42.738	43.859	150.8	15:06.730

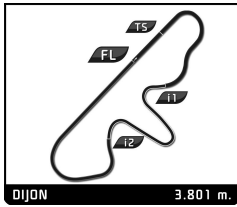
Lap	D	Time	Sector 1	Sector 2	Sector 3	T. Spd	Elapsed
7	2	2:01.052	34.433	43.014	43.605	160.7	17:07.782
8	2	2:01.795	35.504	42.913	43.378	152.3	19:09.577
9	2	1:59.377	33.901	42.351	43.125	161.0	21:08.954

73		Porsche 911 2.0L				GTL-ELI	
		1.Uwe KOLB					
		2.Patrick KOLB					
1	1	2:52.270	1:35.355	38.891	38.024	101.3	2:52.270
2	1	1:43.308	28.402	37.100	37.806	196.7	4:35.578
3	1	1:42.547	27.909	36.652	37.986	200.7	6:18.125
4	1	1:42.630	28.077	36.762	37.791	200.7	8:00.755
5	1	4:25.917 B	28.013	38.198	3:19.706	200.7	12:26.672
6	1	2:07.497	41.977	42.830	42.690	110.8	14:34.169
7	1	1:55.696	33.657	40.733	41.306	147.7	16:29.865
8	1	1:54.467	31.824	41.635	41.008	169.0	18:24.332
9	1	1:55.423	32.782	41.997	40.644	171.2	20:19.755
10	1	1:54.479	33.076	40.774	40.629	166.7	22:14.234
11	1	1:55.262	33.585	40.774	40.903	150.6	24:09.496
12	1	1:52.816	31.900	40.129	40.787	170.1	26:02.312
13	1	1:55.029	32.833	40.901	41.295	176.5	27:57.341
14	1	1:54.815	33.196	40.767	40.852	163.6	29:52.156
15	1	1:53.447	32.562	40.001	40.884	175.0	31:45.603

82		Porsche 911 2.0L				GTL-ELI	
		1.James TURNER					
		2.Patrick KOLB					
1	1	2:53.099	1:37.639	37.506	37.954	103.7	2:53.099
2	1	1:43.615	28.397	37.126	38.092	190.1	4:36.714
3	1	1:44.640	29.835	37.113	37.692	189.5	6:21.354
4	1	1:44.041	29.017	37.302	37.722	193.5	8:05.395
5	1	1:43.633	28.578	37.227	37.828	197.1	9:49.028
6	1	1:43.007	28.250	37.018	37.739	196.4	11:32.035
7	1	3:48.021 B	28.689	37.207	2:42.125	197.4	15:20.056
8	2	1:52.620	38.078	36.946	37.596	115.9	17:12.676
9	2	1:44.639	29.223	37.956	37.460	198.5	18:57.315
10	2	1:43.091	28.064	37.226	37.801	202.2	20:40.406
11	2	1:42.745	27.883	36.798	38.064	202.6	22:23.151
12	2	2:49.645 B	28.526	37.876	1:43.243	197.8	25:12.796
13	2	1:51.904	36.929	37.310	37.665	124.0	27:04.700
14	2	1:42.665	27.840	36.914	37.911	203.8	28:47.365
15	2	1:43.659	28.369	36.987	38.303	198.5	30:31.024

116		Porsche 911 2.0L				GTL	
		1.Bonamy GRIMES					
1	1	2:00.117	43.349	38.285	38.483	106.2	2:00.117
2	1	1:42.453	27.868	36.958	37.627	199.6	3:42.570
3	1	1:42.848	28.028	37.282	37.538	200.7	5:25.418
4	1	1:41.617	27.826	36.495	37.296	203.4	7:07.035
5	1	10:29.380 B	29.176	37.376	9:22.828	186.5	17:36.415
6	1	1:56.694	39.217	39.750	37.727	123.9	19:33.109
7	1	1:43.777	28.070	37.747	37.960	203.0	21:16.886
8	1	1:52.758	35.153	39.071	38.534	177.9	23:09.644

165		Porsche 911 2.0L				GTL	
		1.Alexis FALCON					
1	1	4:44.132	3:24.441	38.829	40.862	118.3	4:44.132
2	1	1:50.166	30.029	38.897	41.240	187.8	6:34.298
3	1	1:50.221	30.226	38.926	41.069	189.5	8:24.519
4	1	1:49.440	30.163	38.597	40.680	189.5	10:13.959



2.0L CUP GRAND PRIX DE L'AGE D'OR QUALIFYING

Sector Analysis

■ Personal Best ■ Session Best B Crossing the finish line in pit lane

Lap	D	Time	Sector 1	Sector 2	Sector 3	T. Spd	Elapsed	Lap	D	Time	Sector 1	Sector 2	Sector 3	T. Spd	Elapsed
5	1	1:51.086	30.721	39.196	41.169	181.2	12:05.045	14	2	1:51.448	34.022	38.968	38.458	134.8	27:40.355
6	1	1:50.243	30.074	39.136	41.033	191.8	13:55.288	15	2	1:46.629	29.386	38.218	39.025	182.4	29:26.984
7	1	1:52.496	29.953	40.722	41.821	191.8	15:47.784	16	2	1:45.704	29.045	38.274	38.385	187.8	31:12.688
8	1	1:49.451	29.907	39.598	39.946	191.8	17:37.235								
9	1	1:52.186	30.668	40.766	40.752	194.2	19:29.421								
10	1	1:50.479	30.079	39.253	41.147	191.8	21:19.900								
11	1	1:54.921	34.533	39.366	41.022	155.2	23:14.821								
12	1	1:50.805	29.802	38.735	42.268	192.9	25:05.626								
13	1	1:52.461	31.295	39.006	42.160	172.8	26:58.087								
14	1	1:48.563	29.799	39.093	39.671	193.5	28:46.650								
15	1	1:49.226	30.384	38.824	40.018	193.5	30:35.876								

411 Porsche 911 2.0L
1. Lukas BUCHER
2. David VERZIJLBERGEN

GTL-ELI

1	2	2:28.377	1:14.522	36.248	37.607	103.3	2:28.377
2	2	1:40.438	27.760	35.587	37.091	199.6	4:08.815
3	2	1:40.440	27.652	35.783	37.005	204.5	5:49.255
4	2	3:44.479 B	27.861	36.604	2:40.014	205.7	9:33.734
5	1	1:51.275	36.230	37.048	37.997	123.3	11:25.009
6	1	1:43.502	28.738	37.178	37.586	197.4	13:08.511
7	1	1:43.550	29.177	36.829	37.544	183.4	14:52.061
8	1	1:46.029	28.792	37.606	39.631	202.6	16:38.090

650 Porsche 911 2.0L
1. Jussi ITAVUORI
2. Risto VIRTANEN

GTL-ELI

1	2	2:09.513	54.126	37.774	37.613	104.1	2:09.513
2	2	1:42.318	28.209	36.716	37.393	197.8	3:51.831
3	2	1:41.651	28.087	36.550	37.014	199.6	5:33.482
4	2	1:41.836	28.182	36.804	36.850	198.2	7:15.318
5	2	1:49.024	29.012	42.683	37.329	196.0	9:04.342
6	2	3:42.214 B	29.621	38.737	2:33.856	192.2	12:46.556
7	1	2:00.318	40.714	39.628	39.976	109.9	14:46.874
8	1	1:50.969	30.935	40.287	39.747	162.4	16:37.843
9	1	1:48.294	30.243	38.579	39.472	184.6	18:26.137
10	1	1:51.403	31.302	40.042	40.059	179.4	20:17.540
11	1	1:47.571	29.955	38.203	39.413	186.2	22:05.111
12	1	1:54.153	32.974	40.833	40.346	161.2	23:59.264
13	1	1:50.139	31.128	39.546	39.465	179.1	25:49.403
14	1	1:48.649	30.509	38.934	39.206	194.6	27:38.052
15	1	1:50.147	30.545	38.891	40.711	182.7	29:28.199
16	1	1:46.605	29.986	38.127	38.492	186.9	31:14.804

651 Porsche 911 2.0L
1. Mark BATES
2. James BATES

GTL

1	1	2:36.645	1:20.539	37.551	38.555	115.5	2:36.645
2	1	1:43.045	28.072	36.897	38.076	194.6	4:19.690
3	1	1:43.231	28.285	36.639	38.307	193.5	6:02.921
4	1	2:48.842 B	28.311	36.966	1:43.565	192.9	8:51.763
5	1	1:53.217	37.203	37.746	38.268	111.6	10:44.980
6	1	1:42.693	27.846	36.949	37.898	201.1	12:27.673
7	1	1:42.721	28.160	36.941	37.620	198.9	14:10.394
8	1	1:43.564	27.991	37.538	38.035	203.4	15:53.958
9	1	1:44.222	28.756	37.813	37.653	196.4	17:38.180
10	1	1:45.105	29.463	37.834	37.808	201.5	19:23.285
11	1	1:43.411	28.119	37.095	38.197	199.6	21:06.696
12	1	1:43.670	28.240	37.263	38.167	194.2	22:50.366
13	1	2:58.541 B	29.380	37.984	1:51.177	174.5	25:48.907

757 Porsche 911 2.0L
1. Jürgen RUDOLPH

GTL

1	1	2:37.268	1:16.768	40.624	39.876	107.1	2:37.268
2	1	1:46.710	29.872	37.569	39.269	168.2	4:23.978
3	1	6:00.709 B	30.935	37.463	4:52.311	143.0	10:24.687
4	1	1:49.649	35.506	36.737	37.406	123.7	12:14.336
5	1	1:43.066	28.437	36.686	37.943	194.9	13:57.402
6	1	2:02.367	28.646	40.739	52.982	197.1	15:59.769
7	1	1:57.988	33.969	42.995	41.024	175.6	17:57.757
8	1	1:41.741	28.143	36.242	37.356	202.6	19:39.498
9	1	1:42.331	28.089	36.554	37.688	208.1	21:21.829
10	1	1:50.388	34.016	38.631	37.741	173.9	23:12.217

919 Porsche 911 2.0L
1. Frank STRICKER

GTL

1	1	2:30.006	1:09.225	39.706	41.075	102.9	2:30.006
2	1	1:47.693	30.401	37.944	39.348	172.8	4:17.699
3	1	1:46.198	29.356	37.250	39.592	187.5	6:03.897
4	1	1:47.261	30.488	37.776	38.997	187.2	7:51.158
5	1	1:46.741	30.000	37.965	38.776	180.6	9:37.899
6	1	1:45.995	29.459	37.606	38.930	193.5	11:23.894
7	1	1:46.406	29.081	38.652	38.673	201.1	13:10.300
8	1	1:46.952	29.766	38.006	39.180	189.8	14:57.252
9	1	1:45.801	29.129	37.514	39.158	201.1	16:43.053
10	1	1:45.625	29.075	37.599	38.951	200.7	18:28.678
11	1	1:46.326	29.205	38.318	38.803	197.1	20:15.004
12	1	1:45.177	29.173	37.194	38.810	197.8	22:00.181
13	1	2:55.665 B	35.222	44.995	1:35.448	149.8	24:55.846
14	1	1:52.768	35.816	38.038	38.914	123.4	26:48.614
15	1	1:46.655	29.704	37.768	39.183	201.1	28:35.269
16	1	1:45.238	29.246	37.331	38.661	197.4	30:20.507