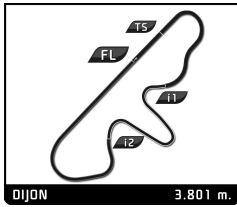


## 2.0L CUP GRAND PRIX DE L'AGE D'OR PRIVATE PRACTICE

### Sector Analysis

							<span style="color: green;">■</span> Personal Best <span style="color: purple;">■</span> Session Best <span style="color: black;">■</span> Crossing the finish line in pit lane								
Lap	D	Time	Sector 1	Sector 2	Sector 3	T. Spd	Elapsed	Lap	D	Time	Sector 1	Sector 2	Sector 3	T. Spd	Elapsed
<b>2</b> Porsche 911 2.0L 1. Marc SYDOW 2. Oliver MATHAI							GTL								
1	1	2:50.268	1:20.218	44.780	45.270	109.5	2:50.268	17	1	1:41.785	28.129	36.599	37.057	206.1	35:24.679
2	1	1:58.421	33.871	42.010	42.540	156.1	4:48.689	18	1	2:53.149 <b>B</b>	28.508	37.301	1:47.340	206.9	38:17.828
3	1	1:57.397	33.462	42.005	41.930	154.9	6:46.086	19	1	1:48.652	35.055	36.483	37.114	127.8	40:06.480
4	1	1:52.076	30.592	39.325	42.159	185.6	8:38.162								
5	1	9:11.216 <b>B</b>	30.788	39.256	8:01.172	186.5	17:49.378								
6	1	1:58.648	38.304	39.071	41.273	113.7	19:48.026								
7	1	1:49.212	29.659	39.032	40.521	188.2	21:37.238								
8	1	1:48.958	29.819	38.974	40.165	187.8	23:26.196								
9	1	1:46.805	29.276	38.086	39.443	191.5	25:13.001								
10	1	4:55.175 <b>B</b>	31.111	40.028	3:44.036	179.1	30:08.176								
11	2	1:54.377	37.159	38.706	38.512	110.9	32:02.553								
12	2	1:45.441	29.563	37.541	38.337	187.5	33:47.994								
13	2	1:44.385	28.840	<b>37.226</b>	<b>38.319</b>	187.5	35:32.379								
14	2	<b>1:44.182</b>	<b>28.437</b>	37.417	38.328	193.9	37:16.561								
15	2	1:51.376	31.771	41.235	38.370	184.3	39:07.937								
<b>5</b> Porsche 911 2.0L 1. Dirk PETERS							GTL								
1	1	2:30.170	1:08.485	40.862	40.823	113.4	2:30.170								
2	1	1:53.183	31.057	40.708	41.418	180.6	4:23.353								
3	1	1:51.201	30.750	39.522	40.929	191.5	6:14.554								
4	1	1:51.642	30.944	39.824	40.874	190.8	8:06.196								
5	1	1:52.413	31.393	39.915	41.105	191.8	9:58.609								
6	1	1:51.190	31.367	39.271	40.552	183.1	11:49.799								
7	1	1:50.979	31.146	39.300	40.533	192.2	13:40.778								
8	1	1:51.491	30.902	40.284	40.305	187.5	15:32.269								
9	1	1:49.747	30.108	<b>38.713</b>	40.926	194.2	17:22.016								
10	1	<b>1:48.690</b>	<b>29.918</b>	38.799	<b>39.973</b>	194.2	19:10.706								
11	1	4:27.591 <b>B</b>	30.314	39.764	3:17.513	190.1	23:38.297								
12	1	2:02.027	41.140	39.672	41.215	100.6	25:40.324								
13	1	1:50.982	31.113	39.443	40.426	184.9	27:31.306								
14	1	1:49.644	30.340	38.884	40.420	192.5	29:20.950								
15	1	1:52.417	30.645	39.314	42.458	195.3	31:13.367								
16	1	1:50.534	31.131	39.146	40.257	188.2	33:03.901								
17	1	1:52.006	30.399	40.734	40.873	184.3	34:55.907								
<b>10</b> Porsche 911 2.0L 1. Juan Pablo ORJUELA 2. Nelson CALLE							GTL								
1	2	2:02.854	46.533	38.258	38.063	112.6	2:02.854								
2	2	1:42.396	28.501	36.703	37.192	191.8	3:45.250								
3	2	<b>1:41.182</b>	<b>27.754</b>	<b>36.385</b>	37.043	204.2	5:26.432								
4	2	1:43.285	28.002	37.459	37.824	203.8	7:09.717								
5	2	1:42.617	28.461	36.716	37.440	199.6	8:52.334								
6	2	1:43.832	28.653	36.915	38.264	191.8	10:36.166								
7	2	1:42.512	28.215	36.939	37.358	203.4	12:18.678								
8	2	1:42.541	28.098	36.791	37.652	204.5	14:01.219								
9	2	5:58.588 <b>B</b>	28.892	37.603	4:52.093	201.5	19:59.807								
10	1	1:52.851	37.522	37.680	37.649	121.3	21:52.658								
11	1	1:43.310	29.033	36.916	37.361	202.2	23:35.968								
12	1	1:42.076	28.370	36.492	37.214	204.9	25:18.044								
13	1	1:42.702	28.431	36.989	37.282	205.7	27:00.746								
14	1	3:09.807 <b>B</b>	28.622	36.888	2:04.297	205.7	30:10.553								
15	1	1:49.913	35.540	37.407	<b>36.966</b>	126.5	32:00.466								
16	1	1:42.428	28.141	36.941	37.346	204.9	33:42.894								
<b>11</b> Porsche 911 2.0L 1. Evgeny KIREEV 2. Ramzan ORUSBAEV							GTL-ELI								
1	1	2:08.367	48.664	40.966	38.737	115.6	2:08.367								
2	1	1:41.157	27.610	36.375	<b>37.172</b>	198.2	3:49.524								
3	1	<b>1:40.715</b>	<b>27.432</b>	<b>36.071</b>	37.212	199.6	5:30.239								
4	1	4:50.696 <b>B</b>	27.483	37.578	3:45.635	200.4	10:20.935								
5	1	1:54.359	37.099	38.613	38.647	122.0	12:15.294								
6	1	1:45.355	29.725	37.504	38.126	183.7	14:00.649								
7	1	1:45.445	28.780	38.589	38.076	192.9	15:46.094								
8	1	1:44.146	28.732	37.309	38.105	194.6	17:30.240								
9	1	1:43.498	28.658	36.839	38.001	198.5	19:13.738								
10	1	1:43.357	28.690	36.907	37.760	198.9	20:57.095								
11	1	1:43.220	28.484	36.869	37.867	197.8	22:40.315								
12	1	1:44.844	28.999	37.909	37.936	196.0	24:25.159								
13	1	1:43.060	28.502	37.251	37.307	199.6	26:08.219								
14	1	1:43.951	28.492	37.624	37.835	200.4	27:52.170								
15	1	1:43.356	28.534	37.275	37.547	198.5	29:35.526								
16	1	1:43.522	28.513	36.857	38.152	198.5	31:19.048								
17	1	1:44.588	28.911	36.994	38.683	196.7	33:03.636								
18	1	1:43.521	28.598	36.988	37.935	196.4	34:47.157								
19	1	1:44.232	28.680	37.504	38.048	199.6	36:31.389								
20	1	1:43.935	28.751	37.352	37.832	198.9	38:15.324								
21	1	1:43.560	28.761	37.114	37.685	198.5	39:58.884								
22	1	1:43.632	28.492	37.465	37.675	199.6	41:42.516								
<b>15</b> Porsche 911 2.0L 1. David DANGLARD							GTL								
1	1	2:23.456	1:06.255	38.475	38.726	122.2	2:23.456								
2	1	1:46.946	29.550	38.436	38.960	177.0	4:10.402								
3	1	1:44.801	29.585	36.936	38.280	189.8	5:55.203								
4	1	1:43.628	28.609	36.972	38.047	193.2	7:38.831								
5	1	3:08.912 <b>B</b>	28.931	37.075	2:02.906	192.2	10:47.743								
6	1	1:50.520	35.048	<b>36.539</b>	38.933	125.4	12:38.263								
7	1	1:46.123	31.109	37.007	38.007	196.4	14:24.386								
8	1	1:43.391	28.606	36.801	37.984	191.5	16:07.777								
9	1	1:45.626	28.666	38.327	38.633	184.6	17:53.403								
10	1	1:44.137	28.723	36.840	38.574	197.4	19:37.540								
11	1	1:43.328	28.592	36.717	38.019	199.3	21:20.868								
12	1	1:46.670	31.320	37.381	37.969	201.1	23:07.538								
13	1	1:44.584	29.644	37.090	37.850	196.7	24:52.122								
14	1	1:43.281	28.279	37.058	37.944	197.4	26:35.403								
15	1	3:06.089 <b>B</b>	28.511	36.919	2:00.659	194.6	29:41.492								
16	1	1:50.189	35.843	36.659	37.687	123.1	31:31.681								
17	1	1:42.916	<b>28.236</b>	37.021	37.659	201.1	33:14.597								
18	1	1:43.352	28.996	36.707	37.649	185.6	34:57.949								
19	1	1:44.254	29.462	36.988	37.804	193.2	36:42.203								
20	1	1:43.197	28.624	36.779	37.794	188.5	38:25.400								
21	1	<b>1:42.836</b>	28.497	36.721	<b>37.618</b>	201.5	40:08.236								
<b>18</b> Porsche 911 2.0L 1. Patrick PUGIN 2. Charles RUPP							GTL								
1	2	2:20.821	58.503	40.956	41.362	106.5	2:20.821								
2	2	1:49.271	29.746	40.273	39.252	173.9	4:10.092								

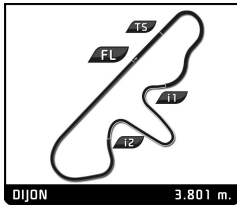


## 2.0L CUP GRAND PRIX DE L'AGE D'OR PRIVATE PRACTICE

### Sector Analysis

■ Personal Best   
 ■ Session Best   
 ■ Crossing the finish line in pit lane

Lap	D	Time	Sector 1	Sector 2	Sector 3	T. Spd	Elapsed	Lap	D	Time	Sector 1	Sector 2	Sector 3	T. Spd	Elapsed
<b>22</b> Porsche 911 2.0L 1. Rémi TERRAIL 2. Jürg AEBERHARD GTL-ELI															
1	2	3:16.915	2:01.861	37.063	37.991	93.7	3:16.915	1	1	2:02.508	45.856	37.890	38.762	110.5	2:02.508
2	2	1:42.632	28.787	36.230	37.615	182.7	4:59.547	2	1	1:44.840	29.780	36.817	38.243	191.5	3:47.348
3	2	1:42.323	28.050	36.621	37.652	196.7	6:41.870	3	1	1:43.464	28.664	36.668	38.132	197.8	5:30.812
4	2	1:42.526	29.001	36.209	37.316	200.4	8:24.396	4	1	1:43.296	28.277	36.862	38.157	199.3	7:14.108
5	2	3:24.309	27.751	37.707	2:18.851	203.0	11:48.705	5	1	1:43.898	28.722	37.009	38.167	198.9	8:58.006
6	2	1:50.745	36.260	36.689	37.796	117.6	13:39.450	6	1	1:43.253	28.487	36.897	37.869	198.9	10:41.259
7	2	1:41.406	27.650	36.370	37.386	202.2	15:20.856	7	1	1:43.774	28.605	36.983	38.186	196.4	12:25.033
8	2	3:58.082	27.612	36.887	2:53.583	203.4	19:18.938	8	1	1:43.409	28.426	36.761	38.222	198.9	14:08.442
9	1	1:54.736	36.495	38.526	39.715	123.7	21:13.674	9	1	1:44.025	28.582	37.114	38.329	199.6	15:52.467
10	1	1:48.446	31.221	38.104	39.121	161.9	23:02.120	10	1	1:44.078	28.706	36.934	38.438	198.2	17:36.545
11	1	1:47.810	29.657	38.309	39.844	193.2	24:49.930	11	1	1:44.468	28.519	36.993	38.956	196.0	19:21.013
12	1	1:47.106	29.758	38.649	38.699	179.4	26:37.036	12	1	3:24.832	28.941	37.038	2:18.853	197.1	22:45.845
13	1	1:47.509	29.563	37.894	40.052	193.2	28:24.545	13	1	1:50.090	35.133	37.031	37.926	126.6	24:35.935
14	1	1:47.979	29.957	38.617	39.405	191.8	30:12.524	14	1	1:43.056	28.464	36.685	37.907	200.0	26:18.991
15	1	1:46.354	29.692	37.684	38.978	184.9	31:58.878	15	1	1:44.786	30.002	37.095	37.689	200.0	28:03.777
16	1	1:44.953	28.687	37.514	38.752	198.5	33:43.831	16	1	1:45.022	29.524	37.167	38.311	200.0	29:48.799
17	1	1:44.711	28.835	37.399	38.477	201.9	35:28.542	17	1	1:43.501	29.011	36.675	37.815	198.9	31:32.300
18	1	1:44.490	28.644	37.395	38.451	202.6	37:13.032	18	1	1:44.272	28.292	37.176	38.804	201.1	33:16.572
19	1	1:46.496	28.626	38.510	39.360	200.7	38:59.528	19	1	1:43.756	28.414	36.988	38.354	200.7	35:00.328
20	1	1:44.819	29.045	37.527	38.247	194.2	40:44.347	20	1	1:43.812	28.962	37.192	37.658	194.2	36:44.140
<b>35</b> Porsche 911 2.0L 1. Frédéric DI EGIDIO GTL															
13	1	1:45.046	29.196	37.898	37.952	196.4	25:44.129	21	1	1:44.080	28.501	37.485	38.094	201.1	39:41.665
14	1	1:46.716	30.068	37.802	38.846	196.7	27:30.845	22	1	1:44.744	28.566	37.563	38.615	200.4	41:26.409
15	1	1:45.692	29.091	38.069	38.532	201.1	29:16.537								
16	1	1:43.952	28.767	37.127	38.058	200.7	31:00.489								
17	1	1:44.268	28.930	37.507	37.831	198.5	32:44.757								
18	1	1:44.591	28.585	37.816	38.190	198.9	34:29.348								
19	1	1:44.137	28.542	37.648	37.947	201.9	36:13.485								
20	1	1:44.100	28.695	37.415	37.990	201.9	37:57.585								
<b>42</b> Porsche 911 2.0L 1. Stephan KOENIG 2. Philipp KOENIG GTL															
1	2	2:20.676	1:02.972	39.833	37.871	105.4	2:20.676	17	1	1:46.920	29.327	38.884	38.709	198.9	35:39.867
2	2	2:16.085	29.405	1:05.592	41.088	175.3	4:36.761	18	1	1:45.757	29.405	38.082	38.270	190.8	37:25.624
3	2	1:45.108	29.036	37.773	38.299	176.2	6:21.869	19	1	1:45.149	29.357	37.682	38.110	191.2	39:10.773
4	2	1:44.643	29.309	37.276	38.058	177.6	8:06.512								
5	2	1:45.382	29.772	37.150	38.460	192.2	9:51.894								
6	2	1:44.216	29.130	37.059	38.027	194.9	11:36.110								
7	2	6:00.597	29.377	37.716	4:53.504	195.7	17:36.707								
8	1	2:02.368	40.906	40.418	41.044	114.2	19:39.075								
9	1	1:48.315	30.416	39.350	38.549	189.1	21:27.390								
10	1	1:49.601	31.538	39.716	38.347	190.8	23:16.991								
11	1	1:46.191	29.906	37.967	38.318	191.8	25:03.182								
12	1	1:46.103	29.403	38.043	38.657	191.2	26:49.285								
13	1	1:47.827	29.024	39.276	39.527	203.0	28:37.112								
14	1	1:45.725	29.265	37.662	38.798	203.0	30:22.837								
15	1	1:45.576	29.640	37.811	38.125	199.6	32:08.413								
16	1	1:44.534	29.117	37.566	38.951	200.7	33:52.947								
17	1	1:46.920	29.327	38.884	38.709	198.9	35:39.867								
18	1	1:45.757	29.405	38.082	38.270	190.8	37:25.624								
19	1	1:45.149	29.357	37.682	38.110	191.2	39:10.773								
<b>27</b> Porsche 911 2.0L 1. Stephen EDWARDS 2. Matt NEAL GTL-ELI															
1	2	2:22.833	1:02.520	41.352	38.961	107.1	2:22.833								
2	2	1:49.100	31.349	38.058	39.693	172.8	4:11.933								
3	2	1:48.255	28.545	39.749	39.961	190.5	6:00.188								
4	2	1:42.887	28.485	36.669	37.733	197.4	7:43.075								
5	2	1:43.573	28.201	37.370	38.002	198.2	9:26.648								
6	2	1:43.626	28.336	37.412	37.878	200.7	11:10.274								
7	2	1:42.922	28.500	36.790	37.632	201.1	12:53.196								
8	2	3:54.070	28.663	36.873	2:48.534	200.7	16:47.266								
9	1	1:54.343	36.451	39.081	38.811	119.9	18:41.609								
10	1	1:46.795	29.633	38.775	38.387	199.6	20:28.404								
11	1	1:46.070	29.238	38.192	38.640	198.9	22:14.474								
12	1	1:44.609	28.882	37.544	38.183	200.0	23:59.083								

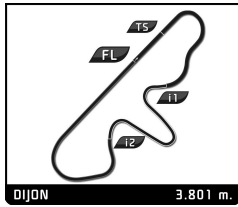


2.0L CUP  
GRAND PRIX DE L'AGE D'OR  
PRIVATE PRACTICE

Sector Analysis

Personal Best Session Best B Crossing the finish line in pit lane

Lap	D	Time	Sector 1	Sector 2	Sector 3	T. Spd	Elapsed	Lap	D	Time	Sector 1	Sector 2	Sector 3	T. Spd	Elapsed
20	1	1:45.678	29.547	37.918	38.213	194.2	40:56.451	6	1	1:43.824	28.675	37.204	37.945	197.4	20:47.327
<b>55</b> Porsche 911 2.0L 1.Philippe de CRAENE GTL								7	1	1:43.918	28.290	37.550	38.078	198.5	22:31.245
1	1	2:30.763	1:13.071	38.692	39.000	118.4	2:30.763	8	1	4:04.616 B	28.311	36.931	2:59.374	197.8	26:35.861
2	1	1:48.227	30.736	38.999	38.492	168.0	4:18.990	9	1	2:00.658	40.734	40.209	39.715	114.8	28:36.519
3	1	1:44.596	29.666	37.083	37.847	193.9	6:03.586	10	1	1:49.263	30.489	39.317	39.457	177.0	30:25.782
4	1	1:44.551	29.471	37.328	37.752	200.7	7:48.137	11	1	1:46.941	29.554	38.507	38.880	196.0	32:12.723
5	1	1:45.767	29.597	38.000	38.170	179.7	9:33.904	12	1	1:46.884	29.878	38.158	38.848	183.7	33:59.607
6	1	3:02.192 B	29.410	37.063	1:55.719	196.7	12:36.096	13	1	1:47.931	30.123	38.379	39.429	175.9	35:47.538
7	1	1:53.921	36.888	37.608	39.425	122.0	14:30.017	14	1	1:48.138	29.307	39.009	39.222	194.6	37:35.676
8	1	1:45.171	29.615	37.494	38.062	200.0	16:15.188	15	1	1:47.671	29.654	38.509	39.508	191.2	39:23.347
9	1	1:45.574	29.243	38.413	37.918	191.2	18:00.762	16	1	1:48.399	29.323	40.038	39.038	194.6	41:11.746
10	1	1:45.295	29.259	37.099	38.937	195.7	19:46.057	<b>64</b> Porsche 911 2.0L 1.Andrew SMITH ELI							
11	1	1:43.792	29.045	37.082	37.665	198.5	21:29.849	1	1	2:18.215	1:02.967	37.922	37.326	124.1	2:18.215
12	1	1:45.870	30.093	37.915	37.862	203.4	23:15.719	2	1	4:37.405 B	28.212	36.631	3:32.562	185.6	6:55.620
13	1	1:43.790	28.957	36.581	38.252	197.4	24:59.509	3	1	1:48.146	34.929	36.033	37.184	125.6	8:43.766
14	1	1:42.798	28.600	36.623	37.575	200.0	26:42.307	4	1	1:42.036	27.858	36.748	37.430	198.5	10:25.802
15	1	1:42.956	28.517	36.653	37.786	202.6	28:25.263	5	1	1:40.859	27.747	35.964	37.148	201.9	12:06.661
16	1	1:46.202	29.443	37.364	39.395	200.7	30:11.465	6	1	1:41.222	27.951	36.342	36.929	203.8	13:47.883
17	1	1:45.556	28.879	38.529	38.148	198.5	31:57.021	7	1	1:41.470	27.638	36.591	37.241	199.6	15:29.353
18	1	1:43.857	28.903	37.118	37.836	191.8	33:40.878	8	1	1:41.398	27.570	36.495	37.333	203.8	17:10.751
19	1	1:43.159	28.741	36.704	37.714	200.0	35:24.037	9	1	1:41.409	27.646	36.535	37.228	201.1	18:52.160
20	1	1:43.313	28.589	37.035	37.689	203.4	37:07.350	10	1	1:40.936	27.650	36.196	37.090	202.6	20:33.096
21	1	1:48.237	30.894	39.275	38.068	189.5	38:55.587	11	1	6:23.655 B	28.449	36.940	5:18.266	195.3	26:56.751
22	1	1:45.603	29.261	38.152	38.190	191.2	40:41.190	12	1	1:54.406	35.714	40.777	37.915	131.9	28:51.157
<b>60</b> Porsche 911 2.0L 1.Oliver BRYANT ELI								13	1	1:46.800	27.916	36.409	42.475	205.3	30:37.957
1	1	2:23.002	1:03.500	40.844	38.658	117.4	2:23.002	14	1	1:41.200	27.658	36.166	37.376	201.9	32:19.157
2	1	1:45.896	28.979	38.747	38.170	180.6	4:08.898	15	1	1:41.007	27.714	36.275	37.018	201.9	34:00.164
3	1	1:43.334	28.905	36.723	37.706	183.4	5:52.232	16	1	1:40.559	27.628	36.235	36.696	197.8	35:40.723
4	1	1:42.630	28.287	36.608	37.735	193.5	7:34.862	17	1	1:42.357	28.773	36.570	37.014	204.9	37:23.080
5	1	1:41.725	28.260	36.263	37.202	191.2	9:16.587	18	1	1:42.828	27.605	38.178	37.045	201.5	39:05.908
6	1	1:41.539	28.159	36.155	37.225	185.6	10:58.126	<b>68</b> Porsche 911 2.0L 1.Juergen WESTPHAL 2.Norbert SCHMITZ-KOEP GTL							
7	1	3:50.347 B	28.077	36.192	2:46.078	188.2	14:48.473	1	2	3:11.140	1:39.832	46.172	45.136	92.9	3:11.140
8	1	1:48.931	35.056	36.339	37.536	126.2	16:37.404	2	2	3:17.352 B	40.456	43.451	1:53.445	120.4	6:28.492
9	1	1:41.354	27.994	36.228	37.132	195.3	18:18.758	3	2	2:11.242	43.349	43.710	44.183	109.0	8:39.734
10	1	1:43.936	29.569	36.661	37.706	184.3	20:02.694	4	2	2:00.740	34.711	42.112	43.917	168.5	10:40.474
11	1	1:41.466	28.223	36.104	37.139	195.7	21:44.160	5	2	2:01.806	34.055	43.823	43.928	157.0	12:42.280
12	1	1:41.130	27.741	36.133	37.256	197.1	23:25.290	6	2	1:59.712	34.454	41.505	43.753	164.1	14:41.992
13	1	1:44.369	27.750	37.870	38.749	199.6	25:09.659	7	2	1:56.615	33.438	40.793	42.384	169.5	16:38.607
14	1	1:40.518	27.586	36.159	36.773	198.5	26:50.177	8	2	1:58.027	33.602	41.449	42.976	166.2	18:36.634
15	1	2:56.885 B	29.711	37.176	1:49.998	174.8	29:47.062	9	2	4:19.987 B	34.484	42.311	3:03.192	156.7	22:56.621
16	1	1:51.366	37.705	36.846	36.815	118.0	31:38.428	10	1	2:03.267	41.231	41.268	40.768	100.2	24:59.888
17	1	1:39.970	27.415	36.003	36.552	203.4	33:18.398	11	1	1:49.439	30.734	39.138	39.567	180.0	26:49.327
18	1	1:41.822	27.382	36.513	37.927	206.1	35:00.220	12	1	1:48.972	30.319	39.716	38.937	187.2	28:38.299
19	1	1:42.037	28.181	36.644	37.212	197.1	36:42.257	13	1	2:52.892 B	30.874	43.354	1:38.664	187.2	31:31.191
20	1	1:39.921	27.504	35.874	36.543	200.0	38:22.178	14	1	1:56.357	37.517	39.052	39.788	120.5	33:27.548
<b>63</b> Porsche 911 2.0L 1.Franck DECHAME GTL								15	1	1:50.050	31.445	38.936	39.669	186.5	35:17.598
1	1	11:56.557 B	1:26.557	41.191	9:48.809	99.6	11:56.557	16	1	1:47.650	30.383	38.430	38.837	191.8	37:05.248
2	1	1:55.336	39.114	38.043	38.179	116.1	13:51.893	<b>82</b> Porsche 911 2.0L 1.Uwe KOLB 2.Patrick KOLB GTL-ELI							
3	1	1:44.600	28.489	37.898	38.213	191.5	15:36.493	1	2	8:25.516 B	56.988	51.370	6:37.158	113.3	8:25.516
4	1	1:43.639	28.384	37.304	37.951	192.2	17:20.132	2	2	1:51.316	36.002	37.611	37.703	122.3	10:16.832
5	1	1:43.371	28.226	37.190	37.955	198.5	19:03.503	3	2	1:44.350	28.485	37.948	37.917	193.2	12:01.182



2.0L CUP  
GRAND PRIX DE L'AGE D'OR  
PRIVATE PRACTICE

Sector Analysis

Personal Best Session Best B Crossing the finish line in pit lane

Lap	D	Time	Sector 1	Sector 2	Sector 3	T. Spd	Elapsed	Lap	D	Time	Sector 1	Sector 2	Sector 3	T. Spd	Elapsed
4	2	1:43.128	28.479	37.107	37.542	197.8	13:44.310	5	1	1:46.929	29.170	37.953	39.806	187.5	10:50.292
5	2	1:42.959	28.184	37.127	37.648	196.7	15:27.269	6	1	3:32.961 B	29.369	38.902	2:24.690	181.8	14:23.253
6	2	1:42.314	28.170	36.541	37.603	196.7	17:09.583	7	1	1:56.376	38.044	38.157	40.175	116.6	16:19.629
7	2	1:43.401	28.612	37.173	37.616	192.2	18:52.984	8	1	1:48.606	29.555	39.157	39.894	186.5	18:08.235
8	2	7:39.447 B	28.651	37.206	6:33.590	177.0	26:32.431	9	1	2:14.220	29.677	1:03.904	40.639	185.6	20:22.455
9	2	1:55.076	39.202	37.847	38.027	115.4	28:27.507	10	1	1:48.915	29.862	38.968	40.085	165.9	22:11.370
10	2	1:44.680	28.580	37.544	38.556	190.5	30:12.187	11	1	1:47.359	29.515	37.930	39.914	190.5	23:58.729
11	2	1:44.889	28.628	38.312	37.949	191.2	31:57.076	12	1	1:48.168	30.161	38.220	39.787	184.9	25:46.897
12	2	1:43.188	28.043	37.227	37.918	200.7	33:40.264	13	1	1:47.957	28.993	39.147	39.817	191.5	27:34.854
13	2	1:43.345	28.473	36.927	37.945	194.6	35:23.609	14	1	3:47.126 B	29.063	1:05.180	2:12.883	190.8	31:21.980
14	2	1:42.320	28.134	36.615	37.571	198.9	37:05.929	15	1	1:56.533	36.181	40.383	39.969	124.0	33:18.513
15	2	1:54.566	30.670	41.967	41.929	180.6	39:00.495	16	1	1:47.945	29.787	38.351	39.807	184.6	35:06.458
16	2	1:49.790	29.795	38.996	40.999	192.2	40:50.285	17	1	1:49.635	31.502	38.196	39.937	191.5	36:56.093
								18	1	2:15.054	29.354	1:05.757	39.943	191.5	39:11.147
								19	1	1:47.996	29.806	38.575	39.615	191.8	40:59.143

**116** Porsche 911 2.0L  
1. Bonamy GRIMES GTL

1	1	2:29.949	1:11.156	38.476	40.317	113.9	2:29.949
2	1	1:44.229	28.392	38.259	37.578	195.3	4:14.178
3	1	1:42.024	28.189	36.651	37.184	198.2	5:56.202
4	1	1:44.037	28.965	37.397	37.675	189.1	7:40.239
5	1	1:42.713	27.995	36.844	37.874	202.6	9:22.952
6	1	1:42.923	28.356	37.269	37.298	203.4	11:05.875
7	1	1:43.027	28.542	36.964	37.521	202.2	12:48.902
8	1	3:26.077 B	28.591	38.019	2:19.467	199.3	16:14.979
9	1	1:49.795	34.548	37.088	38.159	129.0	18:04.774
10	1	1:42.984	28.445	37.179	37.360	203.0	19:47.758
11	1	1:42.118	28.074	36.837	37.207	204.2	21:29.876
12	1	1:45.028	29.560	37.908	37.560	202.2	23:14.904
13	1	1:42.551	28.330	36.463	37.758	198.5	24:57.455
14	1	1:42.300	28.252	36.769	37.279	198.2	26:39.755
15	1	1:43.309	27.977	37.109	38.223	203.4	28:23.064
16	1	1:42.795	27.984	36.772	38.039	202.6	30:05.859
17	1	1:42.354	28.139	37.101	37.114	199.6	31:48.213
18	1	1:42.175	27.839	36.827	37.509	204.2	33:30.388
19	1	1:46.330	28.927	39.387	38.016	201.9	35:16.718
20	1	1:43.322	28.599	37.338	37.385	202.2	37:00.040
21	1	1:42.474	28.135	37.314	37.025	204.2	38:42.514
22	1	1:42.462	28.079	37.064	37.319	203.4	40:24.976

**122** Porsche 911 2.0L  
1. Karsten LE BLANC GTL  
2. Christiaan VAN LANSCHC

1	2	2:31.078	1:10.576	39.776	40.726	99.3	2:31.078
2	2	1:46.915	30.269	37.920	38.726	179.4	4:17.993
3	2	1:44.621	28.617	37.545	38.459	193.9	6:02.614
4	2	1:44.620	28.599	37.517	38.504	191.8	7:47.234
5	2	3:29.706 B	29.715	42.481	2:17.510	180.9	11:16.940
6	1	2:50.816 B	43.974	42.389	1:24.453	97.6	14:07.756
7	1	1:58.940	37.718	40.462	40.760	119.6	16:06.696
8	1	1:53.286	31.665	40.648	40.973	159.1	17:59.982
9	1	1:52.091	31.769	40.076	40.246	162.4	19:52.073

**165** Porsche 911 2.0L  
1. Alexis FALCON GTL

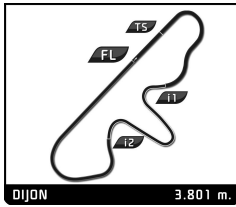
1	1	3:30.106	2:07.201	41.218	41.687	105.8	3:30.106
2	1	1:49.525	30.052	39.047	40.426	184.0	5:19.631
3	1	1:53.922	30.809	40.778	42.335	184.9	7:13.553
4	1	1:49.810	30.469	39.395	39.946	167.4	9:03.363

**411** Porsche 911 2.0L  
1. Lukas BUCHER GTL-ELI  
2. David VERZIJLBERGEN

1	2	2:02.210	47.792	37.110	37.308	115.3	2:02.210
2	2	1:41.243	27.906	36.303	37.034	195.3	3:43.453
3	2	1:40.778	28.011	35.773	36.994	190.1	5:24.231
4	2	5:16.976 B	27.855	36.231	4:12.890	202.6	10:41.207
5	1	1:52.574	37.465	37.277	37.832	119.1	12:33.781
6	1	1:44.509	29.416	37.219	37.874	192.9	14:18.290
7	1	1:43.917	29.232	36.983	37.702	201.5	16:02.207
8	1	1:53.548	29.025	43.860	40.663	192.5	17:55.755
9	1	1:43.036	28.966	36.595	37.475	193.9	19:38.791
10	1	1:48.403	28.612	37.713	42.078	198.5	21:27.194
11	1	1:45.748	30.980	37.057	37.711	190.8	23:12.942
12	1	1:43.417	28.965	37.029	37.423	195.7	24:56.359
13	1	1:42.659	28.881	36.465	37.313	197.1	26:39.018
14	1	1:44.543	28.354	37.910	38.279	202.2	28:23.561
15	1	3:54.996 B	28.395	36.455	2:50.146	201.5	32:18.557

**650** Porsche 911 2.0L  
1. Jussi ITAVUORI GTL-ELI  
2. Risto VIRTANEN

1	2	2:10.427	55.608	37.640	37.179	123.3	2:10.427
2	2	1:42.023	28.324	36.659	37.040	196.0	3:52.450
3	2	1:41.584	28.149	36.460	36.975	194.6	5:34.034
4	2	1:41.860	28.224	36.478	37.158	194.6	7:15.894
5	2	1:42.783	28.705	37.032	37.046	198.5	8:58.677
6	2	1:46.005	28.374	38.202	39.429	198.9	10:44.682
7	2	1:43.455	29.403	36.917	37.135	199.6	12:28.137
8	2	1:41.740	28.162	36.662	36.916	202.2	14:09.877
9	2	4:39.648 B	28.569	36.822	3:34.257	185.6	18:49.525
10	1	2:01.275	42.891	38.995	39.389	93.7	20:50.800
11	1	1:47.918	30.653	38.293	38.972	183.4	22:38.718
12	1	1:48.648	30.428	39.280	38.940	192.2	24:27.366
13	1	1:47.437	30.145	38.003	39.289	190.5	26:14.803
14	1	1:47.965	30.636	38.016	39.313	179.4	28:02.768
15	1	1:48.034	30.263	38.902	38.869	188.2	29:50.802
16	1	1:49.157	30.394	39.239	39.524	187.2	31:39.959
17	1	1:47.917	30.384	38.578	38.955	193.9	33:27.876
18	1	1:48.682	30.521	38.563	39.598	190.1	35:16.558
19	1	1:47.802	30.380	38.328	39.094	197.8	37:04.360
20	1	1:49.970	31.037	39.526	39.407	190.1	38:54.330
21	1	1:49.330	30.472	39.472	39.386	183.4	40:43.660



## 2.0L CUP GRAND PRIX DE L'AGE D'OR PRIVATE PRACTICE

### Sector Analysis

■ Personal Best   
 ■ Session Best   
 ■ Crossing the finish line in pit lane

Lap	D	Time	Sector 1	Sector 2	Sector 3	T. Spd	Elapsed	Lap	D	Time	Sector 1	Sector 2	Sector 3	T. Spd	Elapsed
-----	---	------	----------	----------	----------	--------	---------	-----	---	------	----------	----------	----------	--------	---------

651		Porsche 911 2.0L													
		1.Mark BATES													
		2.James BATES													
		GTL													
1	1	2:11.233	56.701	37.012	37.520	113.2	2:11.233								
2	1	1:43.738	27.934	38.071	37.733	197.4	3:54.971								
3	1	1:41.929	28.073	36.663	37.193	193.5	5:36.900								
4	1	<span style="background-color: green;">1:41.381</span>	27.756	<span style="background-color: green;">36.506</span>	<span style="background-color: green;">37.119</span>	199.6	7:18.281								
5	1	1:41.690	27.816	36.621	37.253	194.9	8:59.971								
6	1	4:07.147 <span style="color: blue;">B</span>	<span style="background-color: green;">27.671</span>	37.189	3:02.287	200.0	13:07.118								
7	2	1:54.338	35.567	39.514	39.257	128.0	15:01.456								
8	2	1:47.371	29.581	39.051	38.739	181.2	16:48.827								
9	2	1:46.777	29.546	38.282	38.949	172.0	18:35.604								
10	2	1:46.126	29.025	38.331	38.770	185.2	20:21.730								
11	2	1:46.413	29.182	38.558	38.673	177.6	22:08.143								
12	2	1:45.257	29.733	37.633	37.891	178.2	23:53.400								

757		Porsche 911 2.0L													
		1.Jürgen RUDOLPH													
		GTL													
1	1	2:10.720	50.066	40.193	40.461	101.0	2:10.720								
2	1	2:47.456 <span style="color: blue;">B</span>	29.860	37.271	1:40.325	173.9	4:58.176								
3	1	2:10.821	50.291	42.834	37.696	103.2	7:08.997								
4	1	1:42.319	28.788	36.243	37.288	193.5	8:51.316								
5	1	3:00.690 <span style="color: blue;">B</span>	30.952	37.347	1:52.391	172.2	11:52.006								
6	1	1:53.233	39.440	36.462	37.331	119.2	13:45.239								
7	1	1:42.461	28.731	36.615	37.115	199.6	15:27.700								
8	1	1:43.375	28.827	36.606	37.942	194.2	17:11.075								
9	1	1:41.769	28.511	36.297	<span style="background-color: green;">36.961</span>	194.9	18:52.844								
10	1	<span style="background-color: green;">1:41.033</span>	<span style="background-color: green;">27.900</span>	<span style="background-color: green;">36.137</span>	36.996	202.6	20:33.877								
11	1	8:01.535 <span style="color: blue;">B</span>	28.634	36.706	6:56.195	196.7	28:35.412								
12	1	2:04.752	41.394	39.672	43.686	99.9	30:40.164								
13	1	1:41.830	28.095	36.515	37.220	204.2	32:21.994								
14	1	1:42.252	28.502	36.582	37.168	201.9	34:04.246								
15	1	3:07.056 <span style="color: blue;">B</span>	30.079	41.246	1:55.731	188.8	37:11.302								

919		Porsche 911 2.0L													
		1.Frank STRICKER													
		GTL													
1	1	2:51.639	1:24.974	42.119	44.546	96.3	2:51.639								
2	1	1:56.257	33.265	41.930	41.062	155.2	4:47.896								
3	1	1:48.098	30.743	38.537	38.818	167.2	6:35.994								
4	1	1:46.096	29.234	38.070	38.792	195.3	8:22.090								
5	1	1:47.586	29.260	39.459	38.867	198.2	10:09.676								
6	1	1:46.039	29.549	37.875	38.615	197.8	11:55.715								
7	1	3:27.659 <span style="color: blue;">B</span>	30.287	37.316	2:20.056	198.5	15:23.374								
8	1	1:53.234	37.584	37.246	<span style="background-color: green;">38.404</span>	114.9	17:16.608								
9	1	<span style="background-color: green;">1:44.798</span>	29.171	<span style="background-color: green;">37.151</span>	38.476	199.3	19:01.406								
10	1	1:45.741	29.847	37.218	38.676	196.7	20:47.147								
11	1	1:46.342	30.395	37.355	38.592	168.5	22:33.489								
12	1	1:46.948	29.902	38.067	38.979	173.1	24:20.437								
13	1	1:45.277	29.161	37.415	38.701	200.4	26:05.714								
14	1	1:46.019	29.527	37.738	38.754	195.3	27:51.733								
15	1	1:47.941	31.280	37.958	38.703	173.9	29:39.674								
16	1	1:47.054	<span style="background-color: green;">29.102</span>	37.746	40.206	198.9	31:26.728								
17	1	1:46.798	30.175	38.019	38.604	190.1	33:13.526								
18	1	1:49.767	32.759	38.272	38.736	184.6	35:03.293								
19	1	1:46.267	29.330	37.765	39.172	194.9	36:49.560								
20	1	1:45.858	29.285	37.696	38.877	200.4	38:35.418								
21	1	1:45.595	29.557	37.387	38.651	190.8	40:21.013								