




THE GENTLEMEN CHALLENGE




THE GENTLEMEN CHALLENGE SPA CLASSIC RACE 2

Sector Analysis

Personal Best Session Best B Crossing the finish line in pit lane

Lap	D	Time	Sector 1	Sector 2	Sector 3	T. Spd	Elapsed	Lap	D	Time	Sector 1	Sector 2	Sector 3	T. Spd	Elapsed	
4	Ferrari 250 GT SWB Berlinetta Scaglietti (C) 1961															
	1.Alexis de BEAUMONT		E													
	1	1	3:26.116	1:02.099	1:33.230	50.787		3:26.116	4	1	3:21.150	57.672	1:30.856	52.622	166.2	14:03.456
	2	1	3:12.666	51.783	1:30.368	50.515	164.4	6:38.782	5	1	3:20.466	57.274	1:30.896	52.296	163.3	17:23.922
	3	1	3:12.004	52.678	1:29.548	49.778	167.6	9:50.786	6	1	3:22.463	58.590	1:31.608	52.265	163.6	20:46.385
	4	1	3:14.029	53.140	1:30.539	50.350	160.3	13:04.815	7	2	6:11.851	B 3:45.008	1:33.177	53.666	135.8	26:58.236
	5	1	3:11.255	52.605	1:28.937	49.713	166.5	16:16.070	8	2	3:21.690	58.259	1:30.324	53.107	149.7	30:19.926
	6	1	3:12.651	52.324	1:30.031	50.296	174.8	19:28.721	9	2	3:19.718	58.382	1:29.538	51.798	148.2	33:39.644
	7	1	6:13.294	B 3:52.667	1:31.286	49.341	165.2	25:42.015	10	2	3:20.760	57.760	1:30.853	52.147	147.3	37:00.404
	8	1	3:13.664	52.537	1:30.903	50.224	165.2	28:55.679	11	2	3:20.017	57.717	1:29.977	52.323	147.1	40:20.421
	9	1	3:11.791	51.803	1:29.887	50.101	164.4	32:07.470	12	2	3:21.626	58.893	1:30.463	52.270	141.0	43:42.047
	10	1	3:14.076	52.249	1:31.609	50.218	160.3	35:21.546	13	2	3:23.553	58.244	1:30.977	54.332	140.4	47:05.600
	11	1	3:12.710	52.207	1:29.991	50.512	165.4	38:34.256	14	2	3:25.795	1:00.538	1:31.614	53.643	144.2	50:31.395
	12	1	3:11.870	53.479	1:29.456	48.935	164.6	41:46.126								
	13	1	3:11.180	52.359	1:29.925	48.896	161.0	44:57.306								
14	1	3:14.078	53.468	1:30.063	50.547	154.4	48:11.384									
7	Ferrari 250 GT SWB 1960															
	1.Vincent GAYE		E													
	1	1	3:05.397	51.924	1:25.097	48.376		3:05.397	4	1	3:04.174	52.280	1:24.969	46.925		3:04.174
	2	1	3:03.484	50.470	1:25.399	47.615	165.2	6:08.881	2	1	2:59.577	49.516	1:23.880	46.181	172.7	6:03.751
	3	1	3:01.237	49.397	1:25.136	46.704	182.6	9:10.118	3	1	2:59.601	49.546	1:24.147	45.908	176.0	9:03.352
	4	1	3:01.344	49.271	1:25.039	47.034	179.4	12:11.462	4	1	3:00.732	49.520	1:24.910	46.302	169.8	12:04.084
	5	1	3:04.141	49.275	1:26.180	48.686	175.4	15:15.603	5	1	3:01.593	49.620	1:24.123	47.850	183.2	15:05.677
	6	1	3:03.804	49.999	1:25.678	48.127	174.8	18:19.407	6	1	2:59.148	49.371	1:23.537	46.240	181.6	18:04.825
	7	1	3:02.027	50.206	1:25.168	46.653	168.7	21:21.434	7	1	3:00.678	49.432	1:24.062	47.184	177.2	21:05.503
	8	1	5:33.554	B 3:19.403	1:26.087	48.064	167.1	26:54.988	8	1	3:01.604	49.490	1:24.825	47.289	175.4	24:07.107
	9	1	3:04.508	50.837	1:26.127	47.544	176.0	29:59.496	9	2	5:28.099	B 3:15.399	1:24.831	47.869	160.3	29:35.206
	10	1	3:04.327	49.774	1:26.035	48.518	171.8	33:03.823	10	2	3:01.270	49.910	1:25.024	46.336	188.3	32:36.476
	11	1	3:04.938	51.117	1:25.303	48.518	168.2	36:08.761	11	2	2:57.635	49.047	1:22.433	46.155	184.9	35:34.111
	12	1	3:02.843	50.331	1:25.096	47.416	174.8	39:11.604	12	2	2:59.123	48.533	1:23.596	46.994	181.9	38:33.234
	13	1	3:02.678	49.546	1:25.795	47.337	171.3	42:14.282	13	2	2:59.779	49.895	1:22.871	47.013	187.9	41:33.013
14	1	3:01.691	50.033	1:24.863	46.795	184.9	45:15.973	14	2	2:59.486	49.551	1:23.540	46.395	187.3	44:32.499	
15	1	3:03.586	50.294	1:25.822	47.470	173.6	48:19.559	15	2	3:00.150	50.053	1:23.696	46.401	163.3	47:32.649	
8	MG B 1964															
	1.Emmanuel DE NOAILLES		F													
	2.Grégoire MENEGAUX															
	1	2	4:06.727	1:22.688	1:44.964	59.075		4:06.727	4	1	3:06.101	52.873	1:24.792	48.436		3:06.101
	2	2	3:45.718	1:06.948	1:41.894	56.876	148.8	7:52.445	2	1	3:01.283	49.564	1:24.937	46.782	178.4	6:07.384
	3	2	3:37.641	1:02.347	1:38.591	56.703	150.8	11:30.086	3	1	2:59.595	49.123	1:24.067	46.405	183.9	9:06.979
	4	2	3:44.074	1:04.544	1:40.776	58.754	149.3	15:14.160	4	1	2:58.603	48.719	1:23.589	46.295	191.1	12:05.582
	5	2	3:44.498	1:04.189	1:41.694	58.615	141.4	18:58.658	5	1	3:01.061	48.736	1:24.288	48.037	180.0	15:06.643
	6	2	3:42.435	1:03.185	1:41.011	58.239	149.5	22:41.093	6	1	2:59.538	49.250	1:23.758	46.530	189.7	18:06.181
	7	1	6:21.363	B 3:44.779	1:39.240	57.344	132.3	29:02.456	7	1	5:30.899	B 3:21.036	1:23.728	46.135	175.4	23:37.080
	8	1	3:36.062	1:02.808	1:36.555	56.699	142.2	32:38.518	8	1	2:59.588	49.453	1:24.311	45.824	167.1	26:36.668
	9	1	3:33.746	1:02.053	1:35.988	55.705	146.7	36:12.264	9	1	3:00.265	49.191	1:23.410	47.664	177.2	29:36.933
	10	1	3:36.141	1:02.519	1:37.652	55.970	149.7	39:48.405	10	1	3:00.787	48.482	1:25.844	46.461	177.8	32:37.720
	11	1	3:35.236	1:02.068	1:36.602	56.566	146.5	43:23.641	11	1	2:58.415	49.363	1:23.175	45.877	181.0	35:36.135
	12	1	3:31.324	1:01.628	1:34.150	55.546	145.6	46:54.965	12	1	3:01.134	49.315	1:24.677	47.142	173.3	38:37.269
13	1	3:32.099	1:01.072	1:34.667	56.360	149.0	50:27.064	13	1	2:57.478	49.321	1:23.069	45.088	176.9	41:34.747	
10	Alfa Romeo Giulietta SZ Code Trecco 1965															
	1.Roberto TURRIZIANI		F													
	2.Maurizio BIANCO															
	1	1	3:45.886	1:14.714	1:37.453	53.719		3:45.886	4	1	3:02.327	50.534	1:24.776	47.017		3:02.327
	2	1	3:26.268	59.440	1:32.969	53.859	145.6	7:12.154	2	1	2:58.003	48.637	1:23.069	46.297	185.2	6:00.330
	3	1	3:30.152	58.908	1:36.253	54.991	145.4	10:42.306	3	1	2:58.745	48.906	1:23.221	46.618	195.1	8:59.075
	4	1	3:04.281	50.261	1:25.330	48.690	195.9	12:03.356	4	1	3:04.281	50.261	1:25.330	48.690	195.9	12:03.356
	5	1	3:01.376	49.515	1:24.595	47.266	187.9	15:04.732	5	1	3:01.376	49.515	1:24.595	47.266	187.9	15:04.732
	6	1	2:59.401	48.909	1:23.870	46.622	182.2	18:04.133	6	1	2:59.401	48.909	1:23.870	46.622	182.2	18:04.133
	7	1	2:59.355	48.779	1:23.896	46.680	192.9	21:03.488	7	1	2:59.355	48.779	1:23.896	46.680	192.9	21:03.488
	11	Cooper T38 1955														
		1.Frederic WAKEMAN		E												
		2.Patrick BLAKENEY-EDWAR														
		1	1	3:04.174	52.280	1:24.969	46.925		3:04.174	4	1	3:06.101	52.873	1:24.792	48.436	
2		1	2:59.577	49.516	1:23.880	46.181	172.7	6:03.751	2	1	3:01.283	49.564	1:24.937	46.782	178.4	6:07.384
3		1	2:59.601	49.546	1:24.147	45.908	176.0	9:03.352	3	1	2:59.595	49.123	1:24.067	46.405	183.9	9:06.979
4		1	3:00.732	49.520	1:24.910	46.302	169.8	12:04.084	4	1	2:58.603	48.719	1:23.589	46.295	191.1	12:05.582
5		1	3:01.593	49.620	1:24.123	47.850	183.2	15:05.677	5	1	3:01.061	48.736	1:24.288	48.037	180.0	15:06.643
6		1	2:59.148	49.371	1:23.537	46.240	181.6	18:04.825	6	1	2:59.538	49.250	1:23.758	46.530	189.7	18:06.181
7		1	3:00.678	49.432	1:24.062	47.184	177.2	21:05.503	7	1	5:30.899	B 3:21.036	1:23.728	46.135	175.4	23:37.080
8		1	3:01.604	49.490	1:24.825	47.289	175.4	24:07.107	8	1	2:59.588	49.453	1:24.311	45.824	167.1	26:36.668
9		2	5:28.099	B 3:15.399	1:24.831	47.869	160.3	29:35.206	9	1	3:00.265	49.191	1:23.410	47.664	177.2	29:36.933
10		2	3:01.270	49.910	1:25.024	46.336	188.3	32:36.476	10	1	3:00.787	48.482	1:25.844	46.461	177.8	32:37.720
11		2	2:57.635	49.047	1:22.433	46.155	184.9	35:34.111	11	1	2:58.415	49.363	1:23.175	45.877	181.0	35:36.135
12		2	2:59.123	48.533	1:23.596	46.994	181.9	38:33.234	12	1	3:01.134	49.315	1:24.677	47.142	173.3	38:37.269
13	2	2:59.779	49.895	1:22.871	47.013	187.9	41:33.013	13	1	2:57.478	49.321	1:23.069	45.088	176.9	41:34.747	
14	2	2:59.486	49.551	1:23.540	46.395	187.3	44:32.499	14	1	2:58.940	49.480	1:22.847	46.613	175.1	44:33.687	
15	2	3:00.150	50.053	1:23.696	46.401	163.3	47:32.649	15	1	2:59.222	49.229	1:23.831	46.162	173.0	47:32.909	
14	Lister Jaguar Knobbly 1958															
	1.Anthony SCHRAUWEN		E													
	1	1	3:06.101	52.873	1:24.792	48.436		3:06.101	4	1	3:06.101	52.873	1:24.792	48.436		3:06.101
	2	1	3:01.283	49.564	1:24.937	46.782	178.4	6:07.384	2	1						



THE GENTLEMEN CHALLENGE SPA CLASSIC RACE 2

Sector Analysis

Personal Best Session Best B Crossing the finish line in pit lane

Table with 10 columns: Lap, D, Time, Sector 1, Sector 2, Sector 3, T. Spd, Elapsed. Rows 8-15.

Table for driver 20: Ferrari 250 GT SWB (C) 1961. Rows 1-14.

Table for driver 22: Lister Jaguar Knobbly 1958. Rows 1-15.

Table for driver 29: Lotus 15 1959. Rows 1-11.

Table for driver 30: Porsche 356 (pre-A) 1500 S Coupé 1954. Rows 1-12.


Table for driver 31: Austin-Healey 3000 Mk II 1965. Rows 1-14.

Table for driver 33: MG B 1965. Rows 1-13.

Table for driver 35: Alfa Romeo Giulietta SZ Coda Tronco 1965. Rows 1-2.



THE GENTLEMEN CHALLENGE



THE GENTLEMEN CHALLENGE SPA CLASSIC RACE 2

Sector Analysis

Personal Best Session Best B Crossing the finish line in pit lane

Lap	D	Time	Sector 1	Sector 2	Sector 3	T. Spd	Elapsed
3	1	3:48.280	1:06.932	1:42.669	58.679	131.2	11:42.525
4	1	3:47.987	1:05.549	1:43.788	58.650	144.0	15:30.512
5	1	3:45.238	1:06.579	1:39.380	59.279	149.9	19:15.750
6	1	3:47.669	1:07.373	1:42.063	58.233	136.9	23:03.419
7	2	6:08.652 B	3:28.651	1:42.143	57.858	143.4	29:12.071
8	2	3:41.992	1:04.075	1:39.822	58.095	147.7	32:54.063
9	2	3:41.911	1:04.882	1:38.015	59.014	148.4	36:35.974
10	2	3:41.372	1:04.032	1:40.085	57.255	144.8	40:17.346
11	2	3:41.403	1:04.431	1:37.338	59.634	135.4	43:58.749
12	2	3:48.455	1:05.418	1:42.526	1:00.511	146.1	47:47.204

39		Lotus XI S1 1500 1960					
		1. Hubert BOURDIN		E			
		2. François BOURDIN					
1	2	3:34.066	1:07.169	1:32.737	54.160	3:34.066	
2	2	3:16.364	54.999	1:29.668	51.697	180.0	6:50.430
3	2	3:14.363	54.077	1:30.386	49.900	172.4	10:04.793
4	2	3:11.190	53.936	1:27.387	49.867	185.9	13:15.983
5	2	3:10.562	53.901	1:27.516	49.145	183.2	16:26.545
6	2	3:12.401	54.056	1:28.838	49.507	184.5	19:38.946
7	2	3:12.551	56.024	1:27.370	49.157	183.2	22:51.497
8	1	6:00.722 B	3:35.414	1:32.633	52.675	143.2	28:52.219
9	1	3:20.393	58.016	1:29.539	52.838	159.0	32:12.612
10	1	3:21.980	58.655	1:30.042	53.283	154.4	35:34.592
11	1	3:20.317	58.874	1:29.537	51.906	163.8	38:54.909
12	1	3:18.290	58.844	1:28.601	50.845	154.4	42:13.199
13	1	3:18.678	58.629	1:29.197	50.852	167.6	45:31.877
14	1	3:17.506	57.480	1:28.962	51.064	159.5	48:49.383

44		Allard J2 1951					
		1. Michel GROSFILLIER		E			
1	1	3:41.470	1:09.149	1:36.219	56.102	3:41.470	
2	1	3:28.655	57.047	1:35.156	56.452	134.3	7:10.125
3	1	3:24.747	58.913	1:33.070	52.764	158.0	10:34.872
4	1	3:24.578	56.207	1:35.672	52.699	148.4	13:59.450
5	1	3:19.820	55.571	1:32.813	51.436	154.2	17:19.270
6	1	6:00.969 B	3:33.884	1:34.233	52.852	138.0	23:20.239
7	1	3:25.214	56.622	1:35.606	52.986	152.8	26:45.453
8	1	3:20.948	55.629	1:33.300	52.019	154.2	30:06.401
9	1	3:20.618	56.095	1:32.128	52.395	159.7	33:27.019
10	1	3:21.068	55.568	1:31.816	53.684	155.4	36:48.087
11	1	3:25.901	56.270	1:34.199	55.432	154.4	40:13.988
12	1	3:22.275	57.725	1:31.158	53.392	158.8	43:36.263
13	1	3:29.952	56.096	1:37.212	56.644	164.4	47:06.215
14	1	3:44.241	1:05.277	1:39.080	59.884	141.6	50:50.456

49		Porsche 356 (C) SC coupé 1965					
		1. Will STEPHENS		F			
1	1	3:18.214	58.385	1:28.597	51.232	3:18.214	
2	1	3:18.000	56.571	1:28.819	52.610	171.5	6:36.214
3	1	3:17.793	57.771	1:28.571	51.451	173.0	9:54.007
4	1	3:15.641	55.606	1:29.175	50.860	169.0	13:09.648
5	1	3:16.564	56.437	1:29.311	50.816	176.3	16:26.212
6	1	3:15.255	56.430	1:27.820	51.005	171.3	19:41.467
7	1	5:44.426 B	3:25.244	1:28.700	50.482	164.4	25:25.893
8	1	3:15.727	56.705	1:28.050	50.972	173.3	28:41.620
9	1	3:16.596	56.652	1:29.043	50.901	171.8	31:58.216
10	1	3:17.331	56.460	1:28.615	52.256	173.6	35:15.547

Lap	D	Time	Sector 1	Sector 2	Sector 3	T. Spd	Elapsed
11	1	3:20.669	58.514	1:30.622	51.533	162.0	38:36.216
12	1	3:16.446	58.449	1:27.380	50.617	173.3	41:52.662
13	1	3:14.972	56.386	1:28.085	50.501	175.7	45:07.634
14	1	3:16.247	55.885	1:28.987	51.375	176.6	48:23.881


53		TVR Grantura Mk III 1965					
		1. Guy GRANT		F			
1	1	3:56.736	1:22.145	1:38.528	56.063	3:56.736	
2	1	3:27.778	58.687	1:34.987	54.104	163.3	7:24.514
3	1	3:28.042	58.772	1:34.983	54.287	164.4	10:52.556
4	1	3:27.897	59.971	1:34.240	53.686	162.8	14:20.453
5	1	3:27.823	59.583	1:34.502	53.738	163.1	17:48.276
6	1	3:24.793	58.210	1:33.251	53.332	157.3	21:13.069
7	1	7:22.442 B	4:53.120	1:35.265	54.057	150.4	28:35.511
8	1	3:25.398	58.399	1:34.102	52.897	153.3	32:00.909
9	1	3:26.115	57.935	1:35.491	52.689	161.8	35:27.024
10	1	3:24.517	57.988	1:32.591	53.938	172.7	38:51.541
11	1	3:24.042	58.206	1:32.270	53.566	159.0	42:15.583
12	1	3:21.111	57.781	1:31.163	52.167	164.1	45:36.694
13	1	3:22.806	57.702	1:31.856	53.248	166.5	48:59.500

60		Porsche 904/4 Carrera GTS 1964					
		1. Peter VÖGELE		F			
1	1	3:30.071	1:03.306	1:34.403	52.362	3:30.071	
2	1	3:18.122	55.643	1:31.534	50.945	157.3	6:48.193
3	1	3:18.755	55.587	1:30.829	52.339	162.0	10:06.948
4	1	3:17.154	56.351	1:30.452	50.351	153.5	13:24.102
5	1	3:17.042	54.326	1:31.966	50.750	171.3	16:41.144
6	1	3:15.212	54.439	1:29.717	51.056	168.7	19:56.356
7	1	5:39.970 B	3:20.636	1:29.249	50.085	159.3	25:36.326
8	1	3:15.487	55.148	1:29.255	51.084	163.1	28:51.813
9	1	3:12.855	54.424	1:28.586	49.845	161.3	32:04.668
10	1	3:12.483	54.105	1:28.969	49.409	173.0	35:17.151
11	1	3:12.514	54.231	1:28.641	49.642	174.2	38:29.665
12	1	3:13.744	54.829	1:29.161	49.754	162.8	41:43.409
13	1	3:11.685	54.156	1:27.503	50.026	167.9	44:55.094
14	1	3:15.751	54.131	1:29.827	51.793	174.8	48:10.845

72		Austin-Healey 3000 Mk I 1962					
		1. François FILLON		F			
		2. André RAULIN					
1	2	3:37.278	1:07.619	1:35.289	54.370	3:37.278	
2	2	3:18.925	56.030	1:29.607	53.288	160.5	6:56.203
3	2	3:18.160	54.407	1:31.839	51.914	149.5	10:14.363
4	2	3:16.926	55.743	1:30.237	50.946	165.7	13:31.289
5	2	3:17.734	54.281	1:32.268	51.185	171.3	16:49.023
6	2	3:21.778	55.203	1:32.747	53.828	162.0	20:10.801
7	1	6:14.668 B	3:42.661	1:37.409	54.598	141.6	26:25.469
8	1	3:27.573	56.673	1:37.098	53.802	168.4	29:53.042
9	1	3:24.538	55.976	1:35.451	53.111	163.1	33:17.580
10	1	3:23.373	55.615	1:34.925	52.833	161.8	36:40.953
11	1	3:24.403	55.740	1:35.760	52.903	176.0	40:05.356
12	1	3:24.026	56.717	1:34.227	53.082	166.8	43:29.382
13	1	3:25.944	56.666	1:35.524	53.754	143.8	46:55.326
14	1	3:25.609	56.630	1:35.610	53.369	170.1	50:20.935

73		Jaguar XK150 Coupe 1961			
		1. Laurent JASPERS		E	





THE GENTLEMEN CHALLENGE SPA CLASSIC RACE 2

Sector Analysis

Personal Best Session Best B Crossing the finish line in pit lane

Table with 10 columns: Lap, D, Time, Sector 1, Sector 2, Sector 3, T. Spd, Elapsed. Contains race data for multiple laps.

80 Alfa Romeo Giulia TZ 1965

Table with 10 columns: Lap, D, Time, Sector 1, Sector 2, Sector 3, T. Spd, Elapsed. Contains race data for Alfa Romeo Giulia TZ 1965.

84 MG B 1965

Table with 10 columns: Lap, D, Time, Sector 1, Sector 2, Sector 3, T. Spd, Elapsed. Contains race data for MG B 1965.

87 TVR Grantura Mk III 1965

Table with 10 columns: Lap, D, Time, Sector 1, Sector 2, Sector 3, T. Spd, Elapsed. Contains race data for TVR Grantura Mk III 1965.

94 Jaguar E-Type 3.8 1961


Table with 10 columns: Lap, D, Time, Sector 1, Sector 2, Sector 3, T. Spd, Elapsed. Contains race data for Jaguar E-Type 3.8 1961.

104 Austin-Healey 100-4 1956

Table with 10 columns: Lap, D, Time, Sector 1, Sector 2, Sector 3, T. Spd, Elapsed. Contains race data for Austin-Healey 100-4 1956.

110 Morgan Plus 4 Super Sports 1962

Table with 10 columns: Lap, D, Time, Sector 1, Sector 2, Sector 3, T. Spd, Elapsed. Contains race data for Morgan Plus 4 Super Sports 1962.



THE GENTLEMEN CHALLENGE SPA CLASSIC RACE 2

Sector Analysis


Personal Best Session Best B Crossing the finish line in pit lane

Table with columns: Lap, D, Time, Sector 1, Sector 2, Sector 3, T. Spd, Elapsed. Rows include driver names and car models like Triumph TR3 1961, Austin-Healey 3000 Mk I 1962, etc.





THE GENTLEMEN CHALLENGE



THE GENTLEMEN CHALLENGE SPA CLASSIC RACE 2

Sector Analysis

Personal Best Session Best B Crossing the finish line in pit lane

Lap	D	Time	Sector 1	Sector 2	Sector 3	T. Spd	Elapsed	Lap	D	Time	Sector 1	Sector 2	Sector 3	T. Spd	Elapsed
12	1	2:56.609	48.076	1:22.003	46.530	188.3	38:09.776								
13	1	2:58.149	48.813	1:22.985	46.351	185.2	41:07.925								
14	1	2:58.085	48.760	1:22.639	46.686	179.4	44:06.010								
15	1	3:00.566	50.314	1:22.849	47.403	178.7	47:06.576								

220 Austin-Healey 3000 Mk II 1962
1. Jean-Pascal CUEREL F

1	1	3:23.407	1:00.053	1:31.903	51.451		3:23.407
2	1	3:17.318	54.974	1:31.101	51.243	158.8	6:40.725
3	1	3:15.105	54.533	1:30.338	50.234	165.4	9:55.830
4	1	3:14.325	53.586	1:30.419	50.320	169.8	13:10.155
5	1	3:15.007	54.404	1:30.001	50.602	172.1	16:25.162
6	1	3:15.163	54.521	1:29.664	50.978	164.6	19:40.325
7	1	3:15.871	55.215	1:29.366	51.290	175.1	22:56.196
8	1	5:54.832 B	3:33.144	1:30.942	50.746	167.6	28:51.028
9	1	3:16.636	54.649	1:30.597	51.390	165.7	32:07.664
10	1	3:15.143	54.230	1:30.497	50.416	160.8	35:22.807
11	1	3:15.130	53.298	1:29.443	52.389	167.9	38:37.937
12	1	3:12.491	54.352	1:28.047	50.092	189.0	41:50.428
13	1	3:12.890	54.300	1:28.760	49.830	172.4	45:03.318
14	1	3:12.412	53.930	1:28.490	49.992	185.6	48:15.730

233 Alfa Romeo Giulia TZ2 (C) 1965
1. Thierry PASCAULT F
2. Frank STIPPLER

1	1	3:55.273	1:22.973	1:38.120	54.180		3:55.273
2	1	3:20.434	55.212	1:33.239	51.983	167.1	7:15.707
3	1	3:22.289	56.584	1:34.124	51.581	147.1	10:37.996
4	1	3:18.793	54.825	1:31.957	52.011	152.8	13:56.789
5	1	3:19.595	54.988	1:32.521	52.086	162.8	17:16.384
6	1	3:21.770	55.760	1:34.155	51.855	162.3	20:38.154
7	2	5:45.200 B	3:37.499	1:20.797	46.904	171.0	26:23.354
8	2	2:56.874	51.109	1:20.120	45.645	187.6	29:20.228
9	2	2:55.301	50.983	1:18.692	45.626	192.5	32:15.529
10	2	2:56.706	49.803	1:20.533	46.370	195.9	35:12.235
11	2	2:56.859	50.117	1:20.853	45.889	197.8	38:09.094
12	2	2:54.713	50.359	1:19.095	45.259	196.6	41:03.807
13	2	2:54.846	50.191	1:18.107	46.548	195.1	43:58.653
14	2	2:56.729	50.185	1:19.553	46.991	195.9	46:55.382
15	2	2:56.155	49.991	1:18.173	47.991	194.4	49:51.537

239 Elva Mk V 1959
1. Louis ZURSTRASSEN E

1	1	3:18.532	1:00.678	1:28.406	49.448		3:18.532
2	1	3:13.064	54.728	1:28.904	49.432	157.5	6:31.596
3	1	3:10.932	54.336	1:27.276	49.320	164.6	9:42.528
4	1	3:13.020	55.449	1:26.854	50.717	171.3	12:55.548
5	1	3:16.964	55.249	1:30.379	51.336	167.6	16:12.512
6	1	3:12.579	54.496	1:28.089	49.994	167.3	19:25.091
7	1	5:50.018 B	3:32.101	1:28.125	49.792	162.8	25:15.109
8	1	3:12.765	55.269	1:28.059	49.437	166.8	28:27.874
9	1	3:11.873	54.168	1:27.608	50.097	171.8	31:39.747
10	1	3:11.131	53.694	1:28.380	49.057	171.0	34:50.878
11	1	3:10.651	53.913	1:27.366	49.372	167.3	38:01.529
12	1	3:11.352	54.135	1:27.355	49.862	167.3	41:12.881
13	1	3:08.873	53.826	1:25.573	49.474	167.1	44:21.754
14	1	3:09.759	53.911	1:26.090	49.758	175.7	47:31.513

244 Austin-Healey 3000 Mk II 1962
1. MOZ F

1	1	3:42.141	1:13.434	1:33.010	55.697		3:42.141
2	1	3:27.617	1:00.057	1:32.551	55.009	149.7	7:09.758
3	1	3:30.991	1:00.521	1:37.823	52.647	148.4	10:40.749
4	1	3:20.237	56.064	1:32.352	51.821	160.8	14:00.986
5	1	3:20.513	56.609	1:32.542	51.362	163.3	17:21.499
6	1	3:20.571	56.351	1:32.419	51.801	158.8	20:42.070
7	1	6:08.684 B	3:43.122	1:33.372	52.190	158.0	26:50.754
8	1	3:20.838	56.579	1:32.220	52.039	155.6	30:11.592
9	1	3:18.180	55.534	1:31.231	51.415	160.8	33:29.772
10	1	3:19.145	55.595	1:31.458	52.092	162.5	36:48.917
11	1	3:25.000	56.202	1:32.770	56.028	158.3	40:13.917
12	1	3:24.772	58.988	1:33.828	51.956	152.6	43:38.689
13	1	3:21.851	56.640	1:33.095	52.116	157.3	47:00.540
14	1	3:20.833	55.782	1:32.327	52.724	169.6	50:21.373

250 Lotus XI S2 1100 1957
1. Sandy WATSON E
2. Dafyd RICHARDS

1	2	3:40.614	1:21.873	1:26.864	51.877		3:40.614
2	2	3:12.895	55.214	1:27.214	50.467	156.6	6:53.509
3	2	3:13.489	56.077	1:27.140	50.272	156.6	10:06.998
4	2	3:07.720	53.931	1:24.744	49.045	162.0	13:14.718
5	2	3:06.707	52.547	1:24.026	50.134	167.1	16:21.425
6	2	3:04.278	52.731	1:23.554	47.993	168.7	19:25.703
7	2	3:13.389	56.845	1:25.891	50.653	147.1	22:39.092
8	2	3:08.668	54.543	1:24.654	49.471	162.0	25:47.760
9	2	5:48.769 B	3:36.904	1:23.309	48.556	156.6	31:36.529
10	2	3:04.605	52.699	1:23.553	48.353	168.2	34:41.134
11	2	3:02.364	52.072	1:23.016	47.276	174.8	37:43.498
12	2	3:04.079	52.815	1:23.107	48.157	164.9	40:47.577
13	2	3:05.074	53.130	1:22.590	49.354	174.8	43:52.651
14	2	3:03.417	52.059	1:23.125	48.233	166.8	46:56.068
15	2	3:04.757	54.906	1:22.232	47.619	178.1	50:00.825


316 Tojeiro EE 1965
1. Dr Afschin FATEMI F

1	1	3:07.494	54.955	1:26.144	46.395		3:07.494
2	1	2:59.060	47.889	1:24.419	46.752	183.6	6:06.554
3	1	2:57.378	48.210	1:23.489	45.679	165.2	9:03.932
4	1	2:59.298	48.626	1:23.300	47.372	181.3	12:03.230
5	1	2:58.790	47.912	1:24.188	46.690	179.7	15:02.020
6	1	3:00.536	48.116	1:25.206	47.214	177.5	18:02.556
7	1	5:29.011 B	3:16.172	1:25.830	47.009	162.5	23:31.567
8	1	2:57.578	47.986	1:23.408	46.184	159.5	26:29.145
9	1	2:58.033	48.124	1:24.652	45.257	173.6	29:27.178
10	1	2:56.009	48.237	1:22.142	45.630	174.5	32:23.187
11	1	2:56.897	46.617	1:23.087	47.193	182.2	35:20.084
12	1	2:59.849	49.897	1:23.159	46.793	174.8	38:19.933
13	1	2:55.210	47.725	1:21.981	45.504	171.8	41:15.143
14	1	2:53.427	46.626	1:21.937	44.864	185.6	44:08.570
15	1	3:02.359	56.031	1:21.176	45.152	183.9	47:10.929

390 Lotus XI S2 1100 1958
1. Amaury GARIEL E
2. Vincent AUBRY

1	1	3:53.099	1:19.688	1:37.193	56.218		3:53.099
---	---	----------	----------	----------	--------	--	----------





THE GENTLEMEN CHALLENGE
SPA CLASSIC
RACE 2

Sector Analysis

■ Personal Best ■ Session Best B Crossing the finish line in pit lane

Lap	D	Time	Sector 1	Sector 2	Sector 3	T. Spd	Elapsed	Lap	D	Time	Sector 1	Sector 2	Sector 3	T. Spd	Elapsed
2	1	3:33.904	1:01.950	1:36.492	55.462	158.3	7:27.003								
3	1	3:34.439	1:02.804	1:35.600	56.035	155.9	11:01.442								
4	1	3:34.593	1:02.375	1:35.655	56.563	155.6	14:36.035								

600		Lotus XI S2 1500 1957													
		1. Guy PEETERS													
		2. Fred DE BRAEY													
1	2	3:38.513	1:04.534	1:37.574	56.405		3:38.513								
2	2	3:21.694	58.367	1:31.700	51.627	141.4	7:00.207								
3	2	3:19.894	56.685	1:32.247	50.962	164.6	10:20.101								
4	2	3:18.430	55.861	1:31.472	51.097	166.8	13:38.531								
5	2	3:16.299	55.922	1:29.568	50.809	167.1	16:54.830								
6	2	3:18.489	55.533	1:30.940	52.016	156.6	20:13.319								
7	1	5:53.591 B	3:40.419	1:25.916	47.256	165.4	26:06.910								
8	1	3:02.021	52.015	1:22.738	47.268	184.5	29:08.931								
9	1	3:02.361	52.761	1:23.004	46.596	183.6	32:11.292								
10	1	3:02.363	51.178	1:23.847	47.338	171.3	35:13.655								
11	1	2:58.687	50.302	1:21.777	46.608	181.0	38:12.342								
12	1	3:01.783	52.288	1:21.852	47.643	188.3	41:14.125								
13	1	3:00.054	51.775	1:21.936	46.343	186.2	44:14.179								
14	1	2:59.635	50.874	1:21.997	46.764	174.2	47:13.814								