


THE GENTLEMEN CHALLENGE SPA CLASSIC RACE 1

Sector Analysis

Personal Best Session Best B Crossing the finish line in pit lane

Main race results table with columns for Lap, D, Time, Sector 1-3, T. Spd, Elapsed, and driver names. Includes sub-sections for cars like Ferrari 250 GT SWB, Lotus Elite 1960, Cooper T38 1955, etc.





THE GENTLEMEN CHALLENGE SPA CLASSIC RACE 1

Sector Analysis


Personal Best Session Best B Crossing the finish line in pit lane

Table with columns: Lap, D, Time, Sector 1, Sector 2, Sector 3, T. Spd, Elapsed. Contains race data for various cars including Porsche 356, Ferrari 250 GT SWB, Lister Jaguar Knobbly, Lotus 15, and MG B.





# THE GENTLEMEN CHALLENGE



## THE GENTLEMEN CHALLENGE SPA CLASSIC RACE 1

### Sector Analysis

Personal Best Session Best B Crossing the finish line in pit lane

Lap	D	Time	Sector 1	Sector 2	Sector 3	T. Spd	Elapsed
9	2	4:01.797	1:07.481	1:48.086	1:06.230	129.6	42:34.692
10	2	3:57.121	1:09.321	1:45.853	1:01.947	132.3	46:31.813

39 Lotus XI S1 1500 1960							
1. Hubert BOURDIN E							
2. François BOURDIN							
1	1	3:44.282	1:12.406	1:35.901	55.975		3:44.282
2	1	3:26.841	1:01.228	1:31.040	54.573	169.6	7:11.123
3	1	3:35.475	59.525	1:31.403	1:04.547	155.6	10:46.598
4	1	3:51.866	1:18.561	1:36.483	56.822	76.2	14:38.464
5	1	3:22.517	57.180	1:29.929	55.408	171.8	18:00.981
6	1	3:25.554	57.966	1:32.001	55.587	159.7	21:26.535
7	2	6:01.730 B	3:37.151	1:31.833	52.746	167.3	27:28.265
8	2	3:23.115	58.787	1:31.571	52.757	180.3	30:51.380
9	2	3:17.477	54.170	1:32.068	51.239	186.6	34:08.857
10	2	3:15.060	54.949	1:29.837	50.274	178.7	37:23.917
11	2	3:15.223	54.289	1:28.294	52.640	186.2	40:39.140
12	2	3:17.749	55.589	1:30.965	51.195	186.6	43:56.889
13	2	3:17.085	55.163	1:30.682	51.240	179.1	47:13.974

44 Allard J2 1951							
1. Michel GROSFILLIER E							
1	1	3:51.647	1:07.885	1:45.610	58.152		3:51.647
2	1	3:35.389	59.690	1:38.847	56.852	134.0	7:27.036
3	1	3:43.624	57.106	1:40.198	1:06.320	134.7	11:10.660
4	1	3:44.289	1:11.983	1:37.569	54.737	123.2	14:54.949
5	1	3:27.831	57.734	1:35.808	54.289	142.6	18:22.780

49 Porsche 356 (C) SC coupé 1965							
1. Will STEPHENS F							
1	1	3:30.121	1:02.689	1:34.421	53.011		3:30.121
2	1	3:24.809	59.197	1:32.897	52.715	164.6	6:54.930
3	1	3:22.544	56.750	1:30.479	55.315	171.5	10:17.474
4	1	3:59.718	1:31.923	1:36.143	51.652	88.1	14:17.192
5	1	3:21.816	58.973	1:31.071	51.772	164.1	17:39.008
6	1	3:20.867	57.572	1:29.380	53.915	171.0	20:59.875
7	1	6:16.777 B	3:56.356	1:28.598	51.823	163.3	27:16.652
8	1	3:19.416	57.453	1:29.341	52.622	172.1	30:36.068
9	1	3:21.953	57.287	1:31.201	53.465	171.8	33:58.021
10	1	3:19.314	57.086	1:29.094	53.134	174.5	37:17.335
11	1	3:21.070	56.578	1:29.865	54.627	174.5	40:38.405
12	1	3:19.067	57.505	1:28.919	52.643	172.4	43:57.472
13	1	3:18.332	56.644	1:29.622	52.066	173.6	47:15.804

53 TVR Grantura Mk III 1965							
1. Guy GRANT F							
1	1	3:53.829	1:16.847	1:39.767	57.215		3:53.829
2	1	3:34.950	1:00.549	1:37.893	56.508	147.7	7:28.779
3	1	3:44.540	1:01.221	1:38.288	1:05.031	150.4	11:13.319
4	1	3:43.906	1:11.629	1:37.634	54.643	122.2	14:57.225
5	1	3:32.686	1:00.343	1:37.405	54.938	147.3	18:29.911
6	1	6:33.104 B	3:57.251	1:39.128	56.725	146.7	25:03.015
7	1	3:32.677	1:01.068	1:36.705	54.904	145.0	28:35.692
8	1	3:32.293	1:00.574	1:36.271	55.448	154.2	32:07.985
9	1	3:32.065	1:00.891	1:35.808	55.366	153.1	35:40.050
10	1	3:31.296	1:00.036	1:35.315	55.945	157.5	39:11.346
11	1	3:29.858	59.806	1:35.182	54.870	160.3	42:41.204
12	1	3:30.904	1:01.374	1:35.280	54.250	157.1	46:12.108


60 Porsche 904/4 Carrera GTS 1964							
1. Peter VÖGELE F							
1	1	3:33.058	1:03.625	1:34.546	54.887		3:33.058
2	1	3:20.986	55.869	1:32.828	52.289	163.1	6:54.044
3	1	3:24.772	56.449	1:32.718	55.605	150.6	10:18.816
4	1	4:00.277	1:31.659	1:36.971	51.647	86.6	14:19.093
5	1	3:19.315	56.898	1:30.885	51.532	158.0	17:38.408
6	1	5:57.380 B	3:30.379	1:33.081	53.920	154.7	23:35.788
7	1	3:17.707	56.191	1:30.112	51.404	159.3	26:53.495
8	1	3:17.932	55.658	1:30.666	51.608	164.6	30:11.427
9	1	3:17.853	56.186	1:30.522	51.145	168.2	33:29.280
10	1	3:17.236	54.595	1:30.330	52.311	169.3	36:46.516
11	1	3:19.468	55.116	1:29.542	54.810	172.4	40:05.984
12	1	3:16.527	54.702	1:31.433	50.392	174.8	43:22.511
13	1	3:12.839	53.772	1:28.303	50.764	178.1	46:35.350

72 Austin-Healey 3000 Mk I 1962							
1. François FILLON F							
2. André RAULIN							
1	1	3:37.585	1:07.526	1:35.304	54.755		3:37.585
2	1	3:28.327	56.642	1:37.084	54.601	155.6	7:05.912
3	1	3:36.333	56.689	1:36.427	1:03.217	165.2	10:42.245
4	1	3:53.261	1:18.467	1:39.986	54.808	69.9	14:35.506
5	1	3:24.166	55.988	1:33.721	54.457	168.4	17:59.672
6	1	3:29.919	56.889	1:37.340	55.690	159.3	21:29.591
7	2	6:17.426 B	3:44.511	1:37.455	55.460	148.2	27:47.017
8	2	3:28.388	58.773	1:34.126	55.489	152.4	31:15.405
9	2	3:22.394	56.685	1:32.370	53.339	170.1	34:37.799
10	2	3:23.085	56.646	1:33.302	53.137	164.4	38:00.884
11	2	3:22.855	56.089	1:33.008	53.758	164.6	41:23.739
12	2	3:23.147	56.658	1:33.427	53.062	154.9	44:46.886

73 Jaguar XK150 Coupe 1961							
1. Laurent JASPERS E							
1	1	3:27.159	1:00.347	1:33.723	53.089		3:27.159
2	1	3:19.060	55.525	1:31.211	52.324	166.5	6:46.219
3	1	3:20.690	55.885	1:31.209	53.596	167.3	10:06.909
4	1	3:55.661	1:23.530	1:40.650	51.481	146.5	14:02.570
5	1	3:16.432	55.132	1:29.834	51.466	165.4	17:19.002
6	1	3:16.045	55.087	1:29.479	51.479	172.1	20:35.047
7	1	6:52.750 B	4:29.241	1:31.694	51.815	155.1	27:27.797
8	1	3:19.238	55.569	1:31.376	52.293	164.1	30:47.035
9	1	3:17.741	55.502	1:30.613	51.626	165.2	34:04.776
10	1	3:16.670	55.244	1:30.605	50.821	173.6	37:21.446
11	1	3:17.684	55.166	1:31.262	51.256	161.0	40:39.130
12	1	3:18.412	55.976	1:30.924	51.512	158.3	43:57.542
13	1	3:17.414	55.030	1:30.690	51.694	157.5	47:14.956

80 Alfa Romeo Giulia TZ 1965							
1. Claudio SCALISE F							
2. Manuel ELICABE							
1	2	3:41.086	1:10.152	1:34.490	56.444		3:41.086
2	2	3:28.561	58.961	1:34.801	54.799	143.2	7:09.647
3	2	3:37.253	59.021	1:33.166	1:05.066	145.6	10:46.900
4	2	3:51.170	1:18.821	1:36.378	55.971	73.2	14:38.070
5	2	3:22.712	58.673	1:30.919	53.120	147.3	18:00.782
6	2	3:26.703	59.025	1:33.166	54.512	156.1	21:27.485
7	1	6:41.468 B	3:58.385	1:44.741	58.342	135.2	28:08.953





THE GENTLEMEN CHALLENGE SPA CLASSIC RACE 1

Sector Analysis

Personal Best Session Best B Crossing the finish line in pit lane

Table with 14 columns: Lap, D, Time, Sector 1, Sector 2, Sector 3, T. Spd, Elapsed. Contains race data for laps 8-13.

Driver 84 MG B 1965, 1. Benjamin ENGRAND. Table with 7 columns: Lap, D, Time, Sector 1, Sector 2, Sector 3, T. Spd, Elapsed. Contains 13 laps of data.

Driver 104 Austin-Healey 100-4 1956, 1. François de CHANTERAC. Table with 7 columns: Lap, D, Time, Sector 1, Sector 2, Sector 3, T. Spd, Elapsed. Contains 12 laps of data.

Driver 87 TVR Grantura Mk III 1965, 1. Mark ASHWORTH, 2. Simon ASHWORTH. Table with 7 columns: Lap, D, Time, Sector 1, Sector 2, Sector 3, T. Spd, Elapsed. Contains 13 laps of data.

Driver 110 Morgan Plus 4 Super Sports 1962, 1. Gonzague RUCHAUD, 2. Stanislas GURDJIAN. Table with 7 columns: Lap, D, Time, Sector 1, Sector 2, Sector 3, T. Spd, Elapsed. Contains 13 laps of data.

Driver 90 Aston Martin DB4 GT 1961, 1. Wolfgang FRIEDRICHS, 2. Paul FRIEDRICHS. Table with 7 columns: Lap, D, Time, Sector 1, Sector 2, Sector 3, T. Spd, Elapsed. Contains 6 laps of data.

Driver 126 Triumph TR3 1961, 1. Nicolas CHALANSET. Table with 7 columns: Lap, D, Time, Sector 1, Sector 2, Sector 3, T. Spd, Elapsed. Contains 11 laps of data.


Driver 94 Jaguar E-Type 3.8 1961, 1. Georges VERQUIN. Table with 7 columns: Lap, D, Time, Sector 1, Sector 2, Sector 3, T. Spd, Elapsed. Contains 8 laps of data.

Driver 134 Austin-Healey 3000 Mk I 1962, 1. Bart BLOMMAERT, 2. Rikkert LEEMAN. Table with 7 columns: Lap, D, Time, Sector 1, Sector 2, Sector 3, T. Spd, Elapsed. Contains 4 laps of data.





# THE GENTLEMEN CHALLENGE



## THE GENTLEMEN CHALLENGE SPA CLASSIC RACE 1

### Sector Analysis


Personal Best Session Best B Crossing the finish line in pit lane

Lap	D	Time	Sector 1	Sector 2	Sector 3	T. Spd	Elapsed	Lap	D	Time	Sector 1	Sector 2	Sector 3	T. Spd	Elapsed
<b>139</b> Aston Martin DB2 Sports Saloon Coupé 1951 1. Michel VERLIEFDEN E 2. Jan GIJZEN															
1	1	4:01.503	1:20.628	1:41.600	59.275		4:01.503								
2	1	3:46.059	1:05.779	1:41.317	58.963	119.2	7:47.562								
3	1	4:16.459	1:07.220	1:49.113	1:20.126	103.4	12:04.021								
4	1	3:47.402	1:07.478	1:40.979	58.945	138.2	15:51.423								
5	1	3:45.008	1:04.163	1:39.790	1:01.055	132.1	19:36.431								
6	2	6:43.389	3:54.001	1:44.333	1:05.055	119.7	26:19.820								
7	2	3:46.174	1:05.606	1:41.579	58.989	133.0	30:05.994								
8	2	3:45.918	1:03.883	1:41.207	1:00.828	129.3	33:51.912								
9	2	3:43.921	1:03.563	1:41.048	59.310	130.9	37:35.833								
10	2	3:42.175	1:03.805	1:39.955	58.415	137.6	41:18.008								
11	2	3:39.187	1:02.167	1:39.811	57.209	132.8	44:57.195								
12	2	3:41.521	1:03.823	1:38.729	58.969	148.0	48:38.716								
<b>153</b> Austin-Healey 3000 MK III 1964 1. Jean LAURENT-BELLUE F 2. Mike GRANT-PETERKIN															
1	1	4:12.366	1:26.948	1:44.612	1:00.806		4:12.366								
2	1	3:45.941	1:02.781	1:43.451	59.709	137.4	7:58.307								
3	1	4:24.014	1:10.422	1:59.751	1:13.841	107.1	12:22.321								
4	1	3:46.602	1:02.950	1:41.944	1:01.708	145.8	16:08.923								
5	1	3:44.671	1:02.543	1:41.567	1:00.561	146.7	19:53.594								
6	2	6:22.212	3:56.097	1:32.478	53.637	149.7	26:15.806								
7	2	3:12.879	54.562	1:27.597	50.720	155.4	29:28.685								
8	2	3:12.982	55.090	1:27.128	50.764	164.6	32:41.667								
9	2	3:13.983	53.582	1:30.171	50.230	154.9	35:55.650								
10	2	3:14.118	53.665	1:26.995	53.458	151.5	39:09.768								
11	2	3:10.371	53.185	1:27.514	49.672	162.5	42:20.139								
12	2	3:10.638	53.568	1:27.158	49.912	154.9	45:30.777								
13	2	3:09.310	52.903	1:26.459	49.948	159.5	48:40.087								
<b>188</b> Ferrari 250 GT SWB (C) 1961 1. David HUDSON E															
1	1	3:32.630	1:00.450	1:36.205	55.975		3:32.630								
2	1	3:24.974	56.950	1:34.704	53.320	156.1	6:57.604								
3	1	3:25.667	56.488	1:33.929	55.250	153.7	10:23.271								
4	1	4:01.270	1:32.129	1:37.003	52.138	80.8	14:24.541								
5	1	3:18.536	54.416	1:33.026	51.094	150.4	17:43.077								
6	1	5:53.879	3:25.051	1:33.498	55.330	158.8	23:36.956								
7	1	3:20.347	56.238	1:32.639	51.470	154.9	26:57.303								
8	1	3:18.370	53.928	1:31.213	53.229	156.3	30:15.673								
9	1	3:22.336	54.771	1:35.994	51.571	136.1	33:38.009								
10	1	3:18.929	53.826	1:33.434	51.669	162.3	36:56.938								
11	1	3:17.963	54.654	1:31.010	52.299	160.8	40:14.901								
12	1	3:20.391	56.478	1:31.216	52.697	163.1	43:35.292								
13	1	3:24.296	57.720	1:33.600	52.976	146.1	46:59.588								
<b>194</b> Porsche 904/6 Carrera GTS 1964 1. Carlos de QUESADA F 2. Catesby JONES															
1	1	3:43.973	1:20.161	1:30.852	52.960		3:43.973								
2	1	3:15.919	55.583	1:29.405	50.931	165.7	6:59.892								
3	1	3:14.005	54.212	1:27.708	52.085	161.3	10:13.897								
4	1	3:52.912	1:32.655	1:31.682	48.575	92.1	14:06.809								
5	1	3:04.507	52.047	1:23.229	49.231	163.6	17:11.316								
6	1	3:09.600	50.722	1:26.759	52.119	170.4	20:20.916								
7	1	3:10.847	52.719	1:25.294	52.834	159.7	23:31.763								
8	2	5:40.444	3:26.152	1:25.651	48.641	173.0	29:12.207								
9	2	3:04.080	52.868	1:23.659	47.553	188.3	32:16.287								
10	2	3:01.399	51.305	1:22.650	47.444	182.9	35:17.686								
11	2	3:01.280	51.462	1:22.781	47.037	180.3	38:18.966								
12	2	3:04.834	51.056	1:25.106	48.672	171.0	41:23.800								
13	2	3:01.800	52.478	1:22.370	46.952	166.5	44:25.600								
14	2	3:01.313	51.217	1:22.952	47.144	161.0	47:26.913								
<b>214</b> Ferrari 250 GT SWB (C) 1961 1. Hans HUGENHOLTZ E															
1	1	3:08.301	53.510	1:26.003	48.788		3:08.301								
2	1	3:03.466	51.029	1:24.595	47.842	171.0	6:11.767								
3	1	3:03.286	50.469	1:24.910	47.907	181.0	9:15.053								
4	1	3:48.976	50.609	2:00.715	57.652	160.8	13:04.029								
5	1	3:04.246	50.256	1:25.033	48.957	180.0	16:08.275								
6	1	3:02.735	49.841	1:25.323	47.571	180.3	19:11.010								
7	1	3:04.807	50.104	1:25.690	49.013	183.6	22:15.817								
8	1	5:49.085	3:31.669	1:27.110	50.306	162.3	28:04.902								
9	1	3:08.335	50.644	1:26.733	50.958	178.1	31:13.237								
10	1	3:08.709	51.703	1:26.366	50.640	157.8	34:21.946								
11	1	3:05.663	50.965	1:26.535	48.163	167.1	37:27.609								
12	1	3:10.109	52.329	1:27.107	50.673	185.9	40:37.718								
13	1	3:06.928	51.710	1:27.243	47.975	160.3	43:44.646								
14	1	3:09.329	50.604	1:30.038	48.687	166.2	46:53.975								
<b>216</b> Lister Jaguar Flat Iron 1960 1. James THORPE E															
1	1	3:00.118	50.034	1:22.277	47.807		3:00.118								
2	1	2:57.962	48.867	1:22.056	47.039	176.9	5:58.080								
3	1	2:57.283	48.514	1:22.215	46.554	180.3	8:55.363								
4	1	4:03.864	56.598	2:08.703	58.563	102.1	12:59.227								





# THE GENTLEMEN CHALLENGE



## THE GENTLEMEN CHALLENGE SPA CLASSIC RACE 1

### Sector Analysis

Personal Best Session Best B Crossing the finish line in pit lane

Lap	D	Time	Sector 1	Sector 2	Sector 3	T. Spd	Elapsed
5	1	2:56.583	48.042	1:22.301	46.240	181.3	15:55.810
6	1	2:57.857	48.476	1:22.359	47.022	185.9	18:53.667
7	1	3:02.405	48.749	1:25.282	48.374	179.7	21:56.072
8	1	3:07.367	49.818	1:24.653	52.896	174.5	25:03.439
9	1	5:43.236 B	3:32.138	1:23.561	47.537	178.4	30:46.675
10	1	3:00.551	49.296	1:23.692	47.563	173.0	33:47.226
11	1	2:58.061	48.434	1:22.375	47.252	194.4	36:45.287
12	1	3:00.275	50.582	1:22.795	46.898	186.6	39:45.562
13	1	2:58.524	50.047	1:22.578	45.899	174.2	42:44.086
14	1	3:01.237	48.727	1:24.700	47.810	181.6	45:45.323

220 Austin-Healey 3000 Mk II 1962							
1. Jean-Pascal CUEREL F							
1	1	3:23.971	59.281	1:32.024	52.666		3:23.971
2	1	3:20.579	55.490	1:32.602	52.487	166.5	6:44.550
3	1	3:19.601	55.713	1:31.813	52.075	171.0	10:04.151
4	1	3:44.184	1:13.015	1:39.765	51.404	115.0	13:48.335
5	1	3:16.569	54.334	1:30.305	51.930	158.0	17:04.904
6	1	3:17.511	55.156	1:30.924	51.431	161.0	20:22.415
7	1	5:58.239 B	3:35.203	1:31.278	51.758	167.6	26:20.654
8	1	3:15.523	55.151	1:29.165	51.207	167.9	29:36.177
9	1	3:16.404	55.018	1:29.729	51.657	185.6	32:52.581
10	1	3:16.072	54.930	1:29.873	51.269	164.4	36:08.653
11	1	3:14.785	54.659	1:28.552	51.574	164.1	39:23.438
12	1	3:15.000	54.043	1:29.958	50.999	171.8	42:38.438
13	1	3:16.310	54.572	1:30.664	51.074	160.0	45:54.748

233 Alfa Romeo Giulia TZ2 (C) 1965							
1. Thierry PASCAULT F							
2. Frank STIPPLER							
1	1	3:58.439	1:23.075	1:39.427	55.937		3:58.439
2	1	3:31.546	57.634	1:38.197	55.715	154.7	7:29.985
3	1	3:37.965	56.563	1:34.369	1:07.033	162.0	11:07.950
4	1	3:40.462	1:13.014	1:35.096	52.352	116.7	14:48.412
5	1	3:21.769	56.247	1:32.910	52.612	167.1	18:10.181
6	2	5:34.073 B	3:21.186	1:24.241	48.646	169.6	23:44.254
7	2	3:01.479	51.872	1:21.519	48.088	187.9	26:45.733
8	2	3:00.906	51.745	1:21.968	47.193	191.8	29:46.639
9	2	2:59.121	52.338	1:20.781	46.002	190.4	32:45.760
10	2	2:56.848	50.564	1:20.025	46.259	192.5	35:42.608
11	2	2:57.115	50.600	1:20.189	46.326	193.3	38:39.723
12	2	2:56.144	50.654	1:19.797	45.693	192.9	41:35.867
13	2	2:58.472	52.526	1:20.292	45.654	188.6	44:34.339
14	2	2:54.605	50.291	1:18.900	45.414	194.0	47:28.944

239 Elva Mk V 1959							
1. Louis ZURSTRASSEN E							
1	1	3:25.066	1:02.329	1:30.901	51.836		3:25.066
2	1	3:19.954	55.739	1:32.121	52.094	149.7	6:45.020
3	1	3:16.909	55.864	1:28.231	52.814	156.8	10:01.929
4	1	3:42.525	1:13.340	1:38.935	50.250	107.8	13:44.454
5	1	3:13.907	54.758	1:28.290	50.859	164.9	16:58.361
6	1	3:16.191	55.701	1:28.689	51.801	156.8	20:14.552
7	1	6:01.711 B	3:36.357	1:30.307	55.047	150.4	26:16.263
8	1	3:13.673	55.444	1:28.370	49.859	159.3	29:29.936
9	1	3:13.260	55.255	1:27.988	50.017	158.0	32:43.196
10	1	3:11.363	53.645	1:28.189	49.529	157.1	35:54.559
11	1	3:10.912	53.978	1:26.876	50.058	165.4	39:05.471

Lap	D	Time	Sector 1	Sector 2	Sector 3	T. Spd	Elapsed
12	1	3:11.401	54.524	1:27.300	49.577	167.6	42:16.872
13	1	3:13.116	54.482	1:28.321	50.313	162.0	45:29.988
14	1	3:11.165	54.424	1:26.650	50.091	156.8	48:41.153

244 Austin-Healey 3000 Mk II 1962							
1. MOZ F							
1	1	3:51.122	1:16.468	1:39.229	55.425		3:51.122
2	1	3:27.738	57.049	1:36.138	54.551	157.3	7:18.860
3	1	3:46.882	57.159	1:35.450	1:14.273	149.3	11:05.742
4	1	3:45.564	1:13.320	1:38.395	53.849	115.4	14:51.306
5	1	3:26.099	57.570	1:33.939	54.590	152.6	18:17.405
6	1	6:10.698 B	3:41.067	1:34.738	54.893	158.0	24:28.103
7	1	3:28.170	57.436	1:35.902	54.832	156.6	27:56.273
8	1	3:23.634	56.744	1:33.194	53.696	161.0	31:19.907
9	1	3:25.356	58.097	1:32.939	54.320	154.2	34:45.263
10	1	3:20.673	56.265	1:31.735	52.673	155.9	38:05.936
11	1	3:19.577	56.280	1:30.959	52.338	167.1	41:25.513
12	1	3:21.986	56.011	1:32.956	53.019	151.5	44:47.499
13	1	3:21.475	55.854	1:32.147	53.474	163.1	48:08.974

250 Lotus XI S2 1100 1957							
1. Sandy WATSON E							
2. Dafyd RICHARDS							
1	2	3:38.662	1:14.234	1:32.351	52.077		3:38.662
2	2	3:16.498	55.522	1:30.737	50.239	173.3	6:55.160
3	2	3:09.582	54.492	1:24.835	50.255	156.8	10:04.742
4	2	3:39.867	1:13.297	1:37.535	49.035	119.7	13:44.609
5	2	3:13.058	53.126	1:26.267	53.665	159.7	16:57.667
6	2	6:12.899 B	3:55.854	1:25.608	51.437	148.2	23:10.566
7	2	3:10.881	55.634	1:25.237	50.010	160.5	26:21.447
8	2	3:09.852	54.946	1:25.830	49.076	162.3	29:31.299
9	2	3:08.977	54.157	1:25.636	49.184	153.7	32:40.276
10	2	3:05.041	52.702	1:23.035	49.304	171.5	35:45.317
11	2	3:07.782	52.971	1:23.172	51.639	169.8	38:53.099
12	2	3:05.237	53.010	1:23.544	48.683	170.7	41:58.336
13	2	3:03.730	52.317	1:23.401	48.012	170.4	45:02.066
14	2	3:04.721	53.140	1:23.652	47.929	173.0	48:06.787


255 Morgan Plus 4 Super Sports 1965							
1. Gonzague THEOL F							
1	1	3:47.592	1:15.545	1:34.962	57.085		3:47.592
2	1	3:29.986	59.755	1:35.399	54.832	148.4	7:17.578
3	1	3:49.047	59.303	1:35.074	1:14.670	151.9	11:06.625
4	1	3:41.067	1:13.147	1:33.683	54.237	122.3	14:47.692
5	1	3:29.401	59.076	1:34.557	55.768	151.2	18:17.093
6	1	6:04.059 B	3:35.469	1:32.619	55.971	153.7	24:21.152
7	1	3:27.505	59.576	1:32.003	55.926	159.7	27:48.657
8	1	3:28.325	59.112	1:34.077	55.136	158.3	31:16.982
9	1	3:27.498	59.637	1:33.113	54.748	161.8	34:44.480
10	1	3:24.202	59.179	1:30.410	54.613	162.8	38:08.682
11	1	3:25.979	59.469	1:32.073	54.437	158.5	41:34.661
12	1	3:24.007	58.522	1:30.401	55.084	164.9	44:58.668
13	1	3:34.962	58.146	1:30.284	1:06.532	162.8	48:33.630

316 Tojeiro EE 1965							
1. Dr Afschin FATEMI F							
1	1	3:18.157	58.616	1:30.074	49.467		3:18.157
2	1	3:07.112	49.412	1:29.241	48.459	158.8	6:25.269





# THE GENTLEMEN CHALLENGE



## THE GENTLEMEN CHALLENGE SPA CLASSIC RACE 1

### Sector Analysis

■ Personal Best ■ Session Best B Crossing the finish line in pit lane

Lap	D	Time	Sector 1	Sector 2	Sector 3	T. Spd	Elapsed	Lap	D	Time	Sector 1	Sector 2	Sector 3	T. Spd	Elapsed
3	1	3:03.808	49.185	1:26.932	47.691	168.2	9:29.077								
4	1	4:09.981	1:24.782	1:57.483	47.716	69.4	13:39.058								
5	1	3:01.580	47.914	1:26.454	47.212	174.2	16:40.638								
6	1	3:01.373	47.683	1:25.893	47.797	170.4	19:42.011								
7	1	5:36.008 B	3:19.005	1:28.498	48.505	182.2	25:18.019								
8	1	3:01.979	48.167	1:26.987	46.825	159.7	28:19.998								
9	1	2:59.182	48.026	1:23.909	47.247	171.0	31:19.180								
10	1	2:59.647	50.082	1:22.929	46.636	193.3	34:18.827								
11	1	2:59.295	48.196	1:24.539	46.560	175.7	37:18.122								
12	1	2:58.162	47.170	1:25.022	45.970	180.6	40:16.284								
13	1	2:58.168	47.805	1:23.928	46.435	190.0	43:14.452								
14	1	3:02.151	48.484	1:24.345	49.322	168.7	46:16.603								

**390** Lotus Xi S2 1100 1958  
 1.Amaury GARIEL E  
 2.Vincent AUBRY

1	1	3:48.550	1:12.827	1:39.308	56.415		3:48.550								
2	1	3:31.778	1:02.180	1:34.460	55.138	158.8	7:20.328								
3	1	6:53.200	1:02.917	4:49.920	1:00.363	154.0	14:13.528								
4	1	3:42.249	1:06.229	1:36.856	59.164	147.7	17:55.777								
5	2	5:39.769 B	3:06.771	1:36.667	56.331	145.6	23:35.546								
6	2	3:31.457	1:01.669	1:34.357	55.431	156.1	27:07.003								
7	2	3:32.157	1:01.638	1:35.273	55.246	149.3	30:39.160								
8	2	3:28.216	1:00.088	1:33.332	54.796	160.5	34:07.376								
9	2	3:30.442	1:00.811	1:34.177	55.454	157.3	37:37.818								
10	2	3:27.445	1:00.906	1:32.790	53.749	155.6	41:05.263								
11	2	3:28.460	1:01.106	1:33.684	53.670	153.5	44:33.723								
12	2	3:27.955	1:00.418	1:33.909	53.628	157.3	48:01.678								

**600** Lotus Xi S2 1500 1957  
 1.Guy PEETERS E  
 2.Fred DE BRAEY

1	1	3:25.274	1:04.057	1:30.707	50.510		3:25.274								
2	1	3:10.742	54.252	1:27.293	49.197	166.8	6:36.016								
3	1	3:08.809	54.229	1:25.494	49.086	167.9	9:44.825								
4	1	3:57.219	1:12.622	1:54.800	49.797	92.4	13:42.044								
5	1	3:06.747	52.459	1:25.547	48.741	184.5	16:48.791								
6	1	3:07.889	52.750	1:26.510	48.629	178.4	19:56.680								
7	1	3:12.789	54.644	1:27.269	50.876	172.4	23:09.469								
8	2	5:54.996 B	3:37.246	1:27.831	49.919	159.7	29:04.465								
9	2	3:06.225	53.496	1:24.642	48.087	164.6	32:10.690								
10	2	3:06.539	52.281	1:24.915	49.343	178.1	35:17.229								
11	2	3:06.357	52.191	1:25.081	49.085	178.4	38:23.586								
12	2	3:08.147	52.122	1:25.417	50.608	176.0	41:31.733								
13	2	3:07.534	52.259	1:27.067	48.208	167.1	44:39.267								
14	2	3:05.335	52.082	1:24.904	48.349	176.3	47:44.602								