

SIXTIES' ENDURANCE SPA CLASSIC PRIVATE PRACTICE


Amended

Sector Analysis

Personal Best Session Best B Crossing the finish line in pit lane

Lap	D	Time	Sector 1	Sector 2	Sector 3	T. Spd	Elapsed	Lap	D	Time	Sector 1	Sector 2	Sector 3	T. Spd	Elapsed				
2	Shelby Cobra Daytona Coupe 1965 1. Jeremy COTTINGHAM 2. David CUFF GT5								12	Shelby Cobra 289 1963 1. Charles de VILLAUCCOURT GT5									
	1	1	3:17.979	42.978	1:40.663	54.338	151.7			3:17.979	1	1	6:54.127	3:47.732	2:02.618	1:03.777		101.7	6:54.127
	2	1	3:27.976	56.722	1:37.302	53.952	162.5			6:45.955	2	1	4:03.612	1:07.465	1:54.495	1:01.652		98.2	10:57.739
	3	1	3:26.607	55.567	1:38.411	52.629	181.9			10:12.562	3	1	3:48.953	1:01.699	1:47.972	59.282		113.2	14:46.692
	4	1	3:29.488	58.880	1:38.625	51.983	117.8			13:42.050	4	1	3:47.386	1:01.504	1:46.141	59.741		107.1	18:34.078
	5	1	3:27.479	57.236	1:35.543	54.700	167.1			17:09.529	5	1	3:55.317	1:08.617	1:48.526	58.174		91.0	22:29.395
	6	1	3:34.266	B 56.734	1:36.440	1:01.092	160.3			20:43.795	6	1	3:50.862	1:02.345	1:49.237	59.280		123.9	26:20.257
	8	1	4:21.493	B 55.652	1:44.335	1:41.506	152.4			30:20.343	7	1	4:28.233	B 1:00.560	1:55.569	1:32.104		140.4	30:48.490
3	Shelby Cobra Daytona Coupe 1965 1. Armand MILLE 2. Yves SCEMAMA GT5								16	Lotus Elan 26R 1965 1. Shaun LYNN 2. Maxwell LYNN GT2									
	1	1	5:02.591	2:05.307	1:57.437	59.847	99.7			5:02.591	1	1	5:04.343	2:10.126	1:53.058	1:01.159		116.4	5:04.343
	2	1	3:50.718	1:01.868	1:52.343	56.507	123.6			8:53.309	2	1	3:59.021	1:05.385	1:51.042	1:02.594		107.8	9:03.364
	3	1	3:28.254	57.304	1:36.844	54.106	158.0			12:21.563	3	1	3:41.564	1:00.154	1:45.645	55.765		125.0	12:44.928
	4	1	3:21.829	54.477	1:35.429	51.923	149.3			15:43.392	4	1	3:40.741	B 57.109	1:38.298	1:05.334		179.7	16:25.669
	5	1	3:32.179	B 54.919	1:36.020	1:01.240	148.0			19:15.571	5	1	5:51.914	3:14.385	1:42.747	54.782		109.3	22:17.583
	6	1	8:29.647	5:55.491	1:38.223	55.933	142.4			27:45.218	6	1	3:26.834	57.022	1:36.735	53.077		162.5	25:44.417
5	Shelby Cobra 289 1965 1. Alexis de BEAUMONT 2. Arnaud DOUSSE GT5								17	Shelby Cobra 289 1965 1. Luc-Pierre VERQUIN GT5									
	1	1	4:48.343	1:35.484	2:00.822	1:12.037	104.9			4:48.343	1	1	6:09.645	3:11.016	1:55.093	1:03.536		94.5	6:09.645
	2	1	4:19.376	1:12.621	1:59.567	1:07.188	104.0			9:07.719	2	1	3:53.600	1:03.672	1:48.451	1:01.477		125.3	10:03.245
	3	1	3:55.102	1:05.671	1:48.919	1:00.512	123.6			13:02.821	3	1	3:51.350	1:02.474	1:49.374	59.502		144.0	13:54.595
	4	1	4:07.319	B 1:02.420	1:49.520	1:15.379	136.9			17:10.140	4	1	3:45.261	58.909	1:47.048	59.304		149.0	17:39.856
	5	1	6:47.400	3:59.212	1:48.226	59.962	110.5			23:57.540	5	1	3:44.240	58.725	1:47.271	58.244		132.6	21:24.096
	6	1	3:41.643	1:01.566	1:42.955	57.122	126.5			27:39.183	6	1	3:43.957	59.576	1:46.147	58.234		125.4	25:08.053
6	Shelby Cobra Daytona Coupe 1964 1. Olivier GALANT GT5								21	Lotus 15 1958 1. Michael BIRCH 2. Luke STEVENS SP3									
	1	1	6:05.185	B 2:36.571	2:07.520	1:21.094	96.5			6:05.185	1	1	4:49.573	1:39.266	1:59.784	1:10.523		97.9	4:49.573
	2	1	8:21.109	B 5:29.109	1:43.702	1:08.298	128.8			14:26.294	2	1	4:01.392	1:10.324	1:51.060	1:00.008		110.2	8:50.965
	4	1	3:26.695	57.813	1:36.849	52.033	149.0			24:08.972	3	1	3:53.354	B 1:01.146	1:41.651	1:10.557		137.1	12:44.319
8	Jaguar E-Type 3.8 1965 1. Xavier GALANT GT4								22	Jaguar E-Type 3.8 1963 1. Jean-Luc BLANCHEMAIN 2. Anthoni VETRO GT4									
	1	1	5:58.339	2:39.236	2:07.395	1:11.708	99.1			5:58.339	1	1	4:59.361	2:01.239	1:58.420	59.702		97.5	4:59.361
	2	1	4:19.346	1:10.955	2:01.940	1:06.451	114.9			10:17.685	2	1	3:52.927	1:03.178	1:52.708	57.041		107.3	8:52.288
	3	1	4:04.070	1:05.663	1:55.889	1:02.518	113.5			14:21.755	3	1	3:33.565	57.379	1:41.055	55.131		170.1	12:25.853
	4	1	4:01.788	1:05.255	1:54.228	1:02.305	123.8			18:23.543	4	1	3:28.700	55.981	1:39.547	53.172		143.6	15:54.553
	5	1	3:59.735	1:03.440	1:56.017	1:00.278	125.8			22:23.278	5	1	3:24.919	54.379	1:37.729	52.811		152.6	19:19.472
	6	1	3:53.085	1:00.696	1:52.381	1:00.008	144.4			26:16.363	6	1	3:24.843	54.459	1:37.260	53.124		150.8	22:44.315
	7	1	4:28.802	B 1:00.969	1:54.155	1:33.678	153.5			30:45.165	7	1	3:28.424	56.177	1:38.131	54.116		164.9	26:12.739
11	Shelby Cobra 289 1965 1. Frederic WAKEMAN 2. Patrick BLAKENY-EDWAR GT5								23	TVR Griffith 200 1965 1. Toni SEILER 2. Peter JOOS GT5									
	1	1	5:07.602	2:00.135	1:58.945	1:08.522	96.9			5:07.602	1	1	4:43.939						4:43.939
	2	1	4:08.370	1:08.343	1:57.525	1:02.502	107.2			9:15.972	2	1	4:17.276						9:01.215
	3	1	3:56.517	1:04.716	1:49.862	1:01.939	111.6			13:12.489	3	1	4:29.622						13:30.837
	4	1	3:42.774	1:00.367	1:43.978	58.429	123.5			16:55.263	4	1	9:30.881						23:01.718
	5	1	4:06.679	B 1:03.416	1:49.016	1:14.247	120.0			21:01.942									
	6	1	5:14.849	2:40.889	1:38.919	55.041	132.8			26:16.791									





SIXTIES' ENDURANCE SPA CLASSIC PRIVATE PRACTICE


Sector Analysis

Amended

Personal Best Session Best B Crossing the finish line in pit lane

Lap	D	Time	Sector 1	Sector 2	Sector 3	T. Spd	Elapsed	Lap	D	Time	Sector 1	Sector 2	Sector 3	T. Spd	Elapsed	
5	1	4:12.576					27:14.294	2	1	4:00.806	1:05.225	1:54.453	1:01.128	120.9	10:10.773	
24		Jaguar E-Type 3.8 1963							3	1	3:54.734	1:03.526	1:51.236	59.972	116.2	14:05.507
		1.François FILLON						GT4	4	1	3:57.909 B	1:00.225	1:45.937	1:11.747	128.9	18:03.416
		2.André RAULIN							5	1	6:45.875	4:00.615	1:45.243	1:00.017	128.8	24:49.291
1	1	4:51.840	1:41.182	1:58.976	1:11.682	101.8	4:51.840	6	1	4:12.407 B	1:03.741	1:43.518	1:25.148	116.0	29:01.698	
2	1	4:15.476	1:12.544	1:57.650	1:05.282	102.3	9:07.316	47		Porsche 904/6 Carrera GTS 1965						
3	1	3:54.193	1:05.346	1:48.742	1:00.105	132.6	13:01.509			1.Andrew SMITH						
4	1	4:05.253 B	1:02.835	1:48.829	1:13.589	141.2	17:06.762			2.Oliver BRYANT						
5	1	7:22.230	4:21.494	1:57.077	1:03.659	116.4	24:28.992	1	1	4:48.294	1:45.283	1:56.973	1:06.038	99.7	4:48.294	
6	1	4:23.763 B	1:05.165	1:49.054	1:29.544	131.9	28:52.755	2	1	3:31.624	1:01.662	1:37.942	52.020	143.8	8:19.918	
27		Jaguar E-Type 3.8 1964							3	1	3:22.602	55.237	1:36.341	51.024	154.9	11:42.520
		1.Didier ROBIN						GT4	4	1	3:35.456 B	55.051	1:35.691	1:04.714	156.6	15:17.976
1	1	6:01.877 B	2:49.380	1:57.234	1:15.263	130.6	6:01.877	5	1	6:53.230	4:17.046	1:42.860	53.324	110.3	22:11.206	
2	1	11:06.230	8:15.492	1:50.182	1:00.556	127.2	17:08.107	6	1	3:26.300	56.114	1:36.827	53.359	153.7	25:37.506	
3	1	3:51.293	1:02.781	1:49.777	58.735	136.3	20:59.400	7	1	4:13.729 B	55.936	1:38.822	1:38.971	160.8	29:51.235	
4	1	3:42.693	1:01.014	1:45.025	56.654	156.1	24:42.093	52		Jaguar E-Type 3.8 1961						
5	1	4:00.064 B	58.887	1:45.634	1:15.543	149.5	28:42.157			1.Carlos de MIGUEL						
33		Jaguar E-Type 3.8 1965									2.Luis DELSO					
		1.Gary WRIGHT						GT4	1	1	5:27.025	2:20.587	1:58.570	1:07.868	116.0	5:27.025
		2.Charlie BIRKETT							2	1	4:24.738 B	1:11.938	1:57.656	1:15.144	118.3	9:51.763
1	1	4:43.975	1:20.057	2:11.092	1:12.826	99.8	4:43.975	3	1	10:06.845	6:16.322	2:32.108	1:18.415	71.8	19:58.608	
2	1	4:21.572	1:14.135	2:00.511	1:06.926	112.1	9:05.547	4	1	4:38.501	1:17.238	2:07.292	1:13.971	87.6	24:37.109	
3	1	4:04.498	1:08.507	1:54.547	1:01.444	115.4	13:10.045	5	1	5:01.897 B	1:18.156	2:06.411	1:37.330	91.4	29:39.006	
4	1	4:06.712 B	1:03.963	1:51.696	1:11.053	117.8	17:16.757	54		Austin-Healey 3000 Mk II 1965						
5	1	6:45.073	3:54.766	1:48.227	1:02.080	121.4	24:01.830			1.Philipp ZUMSTEIN						
6	1	3:44.620	1:01.554	1:44.079	58.987	140.2	27:46.450	1	1	5:36.271	2:25.314	2:03.548	1:07.409	85.2	5:36.271	
39		Lotus Elan 26R 1964							2	1	4:22.515	1:14.489	2:00.879	1:07.147	93.1	9:58.786
		1.Charles BOURDIN						GT2	3	1	4:19.933	1:13.251	2:00.549	1:06.133	86.0	14:18.719
		2.Hubert BOURDIN							4	1	4:13.485	1:09.828	1:56.972	1:06.685	102.8	18:32.204
1	1	4:55.326	1:49.593	1:56.673	1:09.060	104.6	4:55.326	5	1	4:16.203	1:13.428	1:57.513	1:05.262	94.9	22:48.407	
2	1	4:15.396	1:12.489	1:56.649	1:06.258	114.9	9:10.722	6	1	4:05.392	1:07.252	1:51.962	1:06.178	118.2	26:53.799	
3	1	4:03.229	1:07.189	1:51.941	1:04.099	124.4	13:13.951	55		Shelby Cobra 289 1963						
4	1	3:58.787 B	1:02.364	1:45.604	1:10.819	129.7	17:12.738			1.Christophe VAN RIET						
5	1	6:39.222	3:45.966	1:48.223	1:05.033	134.9	23:51.960	1	1	5:35.826	2:50.972	1:50.991	53.863	115.7	5:35.826	
6	1	3:53.283	1:03.340	1:48.591	1:01.352	145.8	27:45.243	2	1	3:31.210	55.614	1:39.046	56.550	142.4	9:07.036	
41		Austin-Healey 3000 Mk I BN7 1965							3	1	3:31.510	58.270	1:39.664	53.576	129.9	12:38.546
		1.Anthony SCHRAUWEN						GT3	4	1	3:27.380	54.709	1:38.436	54.235	142.6	16:05.926
		2.Jan GIJZEN							5	1	3:26.750	54.778	1:39.277	52.695	120.6	19:32.676
1	2	6:09.786	2:58.297	2:01.755	1:09.734	95.1	6:09.786	6	1	3:38.959 B	55.329	1:38.416	1:05.214	133.1	23:11.635	
2	2	4:26.980 B	1:10.382	1:58.700	1:17.898	123.9	10:36.766	56		Shelby Cobra Daytona Coupe 1965						
3	2	7:10.979 B	4:06.515	1:51.960	1:12.504	129.3	17:47.745			1.Pierre-François ROUSSEL						
43		Jaguar E-Type 3.8 1965									2.Phil MULACEK					
		1.James THORPE						GT4	1	1	4:46.365	1:22.969	2:09.336	1:14.060	106.4	4:46.365
		2.Phil QUAIFFE							2	1	3:58.822	1:10.191	1:51.399	57.232	116.6	8:45.187
1	1	5:10.033	46.756	3:28.096	55.181	142.2	5:10.033	3	1	3:39.548	56.967	1:44.538	58.043	158.3	12:24.735	
2	1	3:42.510	58.121	1:47.563	56.826	124.7	8:52.543	4	1	3:58.406 B	1:00.203	1:47.150	1:11.053	135.8	16:23.141	
3	1	3:30.111	56.445	1:37.741	55.925	169.3	12:22.654	5	1	8:08.389	5:04.347	1:59.490	1:04.552	120.3	24:31.530	
4	1	3:25.160	54.275	1:38.179	52.706	175.7	15:47.814	6	1	4:16.183 B	1:03.710	1:51.983	1:20.490	135.4	28:47.713	
5	1	3:43.154 B	56.474	1:40.859	1:05.821	151.7	19:30.968	57		Morgan SLR 1963						
6	1	5:44.094	3:14.528	1:36.328	53.238	149.3	25:15.062			1.John EMBERSON						
7	1	3:48.557 B	53.393	1:33.588	1:21.576	160.3	29:03.619			2.Nigel GREENSALL						
46		Bizzarrini 5300 GT 1965							1	1	4:46.939					4:46.939
		1.Volker HICHERT						GT5	2	1	4:09.704					8:56.643
		2.Björn EBSEN							3	1	3:45.263					12:41.906
1	1	6:09.967	3:09.753	1:55.227	1:04.987	102.5	6:09.967	4	1	11:07.917					23:49.823	





SIXTIES' ENDURANCE SPA CLASSIC PRIVATE PRACTICE


Sector Analysis

Amended

■ Personal Best ■ Session Best B Crossing the finish line in pit lane

Lap	D	Time	Sector 1	Sector 2	Sector 3	T. Spd	Elapsed	Lap	D	Time	Sector 1	Sector 2	Sector 3	T. Spd	Elapsed
98 Shelby Cobra 289 1965															
1. Nikolaus DITTING GT5															
1	1	5:04.669	2:14.604	1:50.631	59.434	123.3	5:04.669	1	1	4:03.566	1:10.256	1:50.595	1:02.715	104.5	4:03.566
2	1	3:52.131	1:03.190	1:49.718	59.223	121.4	8:56.800	2	1	3:44.671	1:03.163	1:42.624	58.884	122.6	7:48.237
3	1	3:33.567	58.030	1:39.740	55.797	150.4	12:30.367	3	1	3:37.206	59.041	1:40.891	57.274	138.3	11:25.443
4	1	3:46.035	B 58.862	1:42.996	1:04.177	142.6	16:16.402	4	1	3:43.361	59.839	1:44.820	58.702	142.8	15:08.804
5	1	5:33.780	2:57.348	1:41.905	54.527	122.0	21:50.182	5	1	3:34.888	59.243	1:40.540	55.105	140.6	18:43.692
6	1	3:29.758	58.320	1:38.138	53.300	149.0	25:19.940	6	1	3:53.925	B 1:02.502	1:46.441	1:04.982	101.4	22:37.617
7	1	3:49.009	B 55.548	1:37.900	1:15.561	167.1	29:08.949	7	1	6:00.808	B 3:01.879	1:45.520	1:13.409	140.4	28:38.425
100 Jaguar E-Type 3.8 1963															
1. Sébastien BERCHON GT4															
1	1	9:02.766					9:02.766	1	1	5:26.772	2:25.881	2:00.917	59.974	85.4	5:26.772
2	1	12:48.630					21:51.396	2	1	3:48.203	1:03.071	1:43.895	1:01.237	126.5	9:14.975
3	1	3:49.059					25:40.455	3	1	3:49.872	1:03.131	1:48.910	57.831	133.5	13:04.847
104 Austin-Healey 3000 Mk II 1962															
1. François de CHANTERAC GT3															
1	1	5:01.826	1:54.649	1:57.899	1:09.278	115.4	5:01.826	4	1	3:38.825	1:00.186	1:42.423	56.216	135.8	16:43.672
2	1	4:17.666	1:12.932	1:57.965	1:06.769	128.0	9:19.492	5	1	3:52.006	B 59.623	1:45.191	1:07.192	129.9	20:35.678
3	1	4:12.659	1:11.521	1:57.574	1:03.564	122.0	13:32.151	6	1	6:17.792	3:47.310	1:37.619	52.863	150.6	26:53.470
4	1	4:08.455	1:09.715	1:55.101	1:03.639	124.2	17:40.606	7	1	4:01.146	B 54.369	1:36.445	1:30.332	145.2	30:54.616
5	1	4:03.782	1:08.656	1:53.008	1:02.118	101.7	21:44.388								
6	1	4:06.642	1:08.841	1:54.192	1:03.609	124.4	25:51.030								
109 Shelby Cobra Daytona Coupe 1965															
1. Olivier BREITMAYER GT5															
1	1	5:01.457	2:11.568	1:52.111	57.778	121.1	5:01.457	1	1	4:39.387	1:18.159	2:09.895	1:11.333	99.6	4:39.387
2	1	3:40.831	1:01.081	1:46.019	53.731	105.8	8:42.288	2	1	3:57.228	1:04.004	1:52.229	1:00.995	135.8	8:36.615
3	1	3:25.899	54.973	1:38.181	52.745	161.3	12:08.187	3	1	3:46.514	1:00.218	1:46.355	59.941	130.1	12:23.129
4	1	3:41.787	B 55.690	1:39.536	1:06.561	155.6	15:49.974	4	1	3:44.763	1:00.548	1:45.139	59.076	123.9	16:07.892
5	1	7:28.008	4:49.132	1:42.133	56.743	147.1	23:17.982	5	1	3:41.639	57.996	1:45.316	58.327	136.9	19:49.531
6	1	3:39.556	57.407	1:44.513	57.636	135.4	26:57.538	6	1	4:05.226	B 1:02.637	1:47.629	1:14.960	137.2	23:54.757
111 Jaguar E-Type 3.8 1965															
1. Christian BOCK GT4															
1	1	6:06.791	3:06.900	1:53.770	1:06.121	99.6	6:06.791	1	1	7:00.369	3:48.982	2:02.519	1:08.868	91.7	7:00.369
2	1	4:01.767	1:06.937	1:54.680	1:00.150	103.1	10:08.558	2	1	4:16.744	1:11.910	1:58.637	1:06.197	113.6	11:17.113
3	1	4:02.424	1:05.950	1:55.562	1:00.912	96.1	14:10.982	3	1	4:03.661	1:06.561	1:54.721	1:02.379	121.3	15:20.774
4	1	4:04.184	B 1:03.026	1:49.295	1:11.863	142.6	18:15.166	4	1	4:15.334	1:06.645	2:03.093	1:05.596	113.5	19:36.108
5	1	5:28.778	2:54.785	1:38.771	55.222	106.8	23:43.944	5	1	3:58.505	1:05.290	1:51.365	1:01.850	124.2	23:34.613
6	1	3:22.100	55.846	1:34.803	51.451	160.5	27:06.044	6	1	3:56.638	1:02.103	1:52.409	1:02.126	160.5	27:31.251
134 Austin-Healey 3000 Mk I 1961															
1. Bart BLOMMAERT GT3															
1	1	4:39.563	1:16.712	2:10.099	1:12.752	108.4	4:39.563	1	1	4:55.566	1:52.086	1:59.087	1:04.393	112.4	4:55.566
2	1	4:16.466	1:16.038	1:54.837	1:05.591	97.7	8:56.029	2	1	4:07.470	1:08.361	1:56.333	1:02.776	108.3	9:03.036
3	1	3:57.325	1:04.908	1:50.270	1:02.147	123.3	12:53.354	3	1	3:44.255	59.298	1:48.231	56.726	137.2	12:47.291
4	1	4:07.287	B 1:06.539	1:47.413	1:13.335	133.6	17:00.641	4	1	3:34.995	57.062	1:41.129	56.804	151.5	16:22.286
5	1	5:36.620	2:38.359	1:53.968	1:04.293	112.4	22:37.261	5	1	3:32.141	57.516	1:39.362	55.263	157.1	19:54.427
6	1	4:14.386	B 1:07.898	1:52.376	1:14.112	123.8	26:51.647	6	1	3:33.777	58.405	1:40.133	55.239	133.1	23:28.204
								7	1	3:31.920	57.211	1:40.524	54.185	142.4	27:00.124
207 Shelby Cobra 289 1964															
1. Saif ASSAM GT5															
1	1	4:55.566	1:52.086	1:59.087	1:04.393	112.4	4:55.566	1	1	4:55.566	1:52.086	1:59.087	1:04.393	112.4	4:55.566
2	1	4:07.470	1:08.361	1:56.333	1:02.776	108.3	9:03.036	2	1	4:07.470	1:08.361	1:56.333	1:02.776	108.3	9:03.036
3	1	3:44.255	59.298	1:48.231	56.726	137.2	12:47.291	3	1	3:44.255	59.298	1:48.231	56.726	137.2	12:47.291
4	1	3:34.995	57.062	1:41.129	56.804	151.5	16:22.286	4	1	3:34.995	57.062	1:41.129	56.804	151.5	16:22.286
5	1	3:32.141	57.516	1:39.362	55.263	157.1	19:54.427	5	1	3:32.141	57.516	1:39.362	55.263	157.1	19:54.427
6	1	3:33.777	58.405	1:40.133	55.239	133.1	23:28.204	6	1	3:33.777	58.405	1:40.133	55.239	133.1	23:28.204
7	1	3:31.920	57.211	1:40.524	54.185	142.4	27:00.124	7	1	3:31.920	57.211	1:40.524	54.185	142.4	27:00.124
226 Lotus Elan 26R 1965															
1. Elzéar ROUCHAUD GT2															
1	1	3:47.023	57.225	1:48.408	1:01.390	129.7	3:47.023	1	1	3:47.023	57.225	1:48.408	1:01.390	129.7	3:47.023
2	1	3:46.139	1:02.688	1:44.872	58.579	149.9	7:33.162	2	1	3:46.139	1:02.688	1:44.872	58.579	149.9	7:33.162
3	1	3:52.693	B 1:00.756	1:41.914	1:10.023	144.0	11:25.855	3	1	3:52.693	B 1:00.756	1:41.914	1:10.023	144.0	11:25.855
4	1	5:43.902	2:55.562	1:48.200	1:00.140	129.7	17:09.757	4	1	5:43.902	2:55.562	1:48.200	1:00.140	129.7	17:09.757
5	1	4:03.032	1:01.584	2:05.064	56.384	135.4	21:12.789	5	1	4:03.032	1:01.584	2:05.064	56.384	135.4	21:12.789
6	1	3:37.757	59.678	1:39.182	58.897	151.9	24:50.546	6	1	3:37.757	59.678	1:39.182	58.897	151.9	24:50.546





SIXTIES' ENDURANCE SPA CLASSIC PRIVATE PRACTICE

Amended

Sector Analysis

■ Personal Best ■ Session Best B Crossing the finish line in pit lane

Lap	D	Time	Sector 1	Sector 2	Sector 3	T. Spd	Elapsed	Lap	D	Time	Sector 1	Sector 2	Sector 3	T. Spd	Elapsed
7	1	3:58.766 B	1:00.684	1:38.995	1:19.087	138.7	28:49.312								

307 Jaguar E-Type 3.8 1962
1. Marcus VON OEYNHAUSI GT4

1	1	6:03.470	3:13.505	1:51.389	58.576	101.3	6:03.470
2	1	3:30.115	59.489	1:38.094	52.532	149.0	9:33.585
3	1	3:28.280	55.098	1:39.180	54.002	154.0	13:01.865
4	1	3:20.538	54.150	1:34.040	52.348	146.9	16:22.403
5	1	3:18.160	53.267	1:34.192	50.701	162.3	19:40.563
6	1	3:21.708	56.571	1:33.987	51.150	143.4	23:02.271
7	1	3:18.863	53.606	1:34.852	50.405	161.3	26:21.134
8	1	4:20.022 B	54.296	1:38.855	1:46.871	167.9	30:41.156

369 Shelby Cobra 289 1964
1. Urs BECK GT5
2. Patrick SIMON

1	1	4:52.292	1:43.476	1:57.894	1:10.922	109.6	4:52.292
2	1	4:11.980	1:10.604	1:58.285	1:03.091	101.8	9:04.272
3	1	3:49.673	1:04.009	1:46.558	59.106	120.1	12:53.945
4	1	3:42.192	59.940	1:44.441	57.811	145.4	16:36.137
5	1	3:38.420	59.286	1:41.796	57.338	139.9	20:14.557
6	1	3:53.826 B	1:01.694	1:45.372	1:06.760	125.3	24:08.383
7	1	6:19.732 B	2:55.959	1:38.470	1:45.303	157.8	30:28.115

571 Jaguar E-Type 3.8 1965
1. Jonathan MITCHELL GT4

1	1	3:44.099 B	52.516	1:41.549	1:10.034	160.0	3:44.099
2	1	4:40.453	2:03.961	1:41.184	55.308	145.8	8:24.552
3	1	3:21.451	55.559	1:33.941	51.951	166.8	11:46.003
4	1	3:21.286	53.651	1:34.057	53.578	172.7	15:07.289
5	1	3:22.167	55.144	1:33.933	53.090	137.6	18:29.456
6	1	4:17.232 B	55.709	2:17.744	1:03.779	140.4	22:46.688

707 Jaguar E-Type 3.8 1962
1. Pierre BESSE GT4
2. Guillaume GOUBLE

1	1	7:51.302	4:34.834	2:06.899	1:09.569	88.8	7:51.302
2	1	4:14.249	1:11.575	1:58.406	1:04.268	123.5	12:05.551
3	1	4:24.809 B	1:09.206	2:00.990	1:14.613	103.6	16:30.360
4	1	6:25.688	3:32.776	1:50.926	1:01.986	113.0	22:56.048
5	1	3:52.155	1:02.608	1:49.670	59.877	142.8	26:48.203