


ENDURANCE RACING LEGENDS 2 - GT2

SPA CLASSIC QUALIFYING 1

Sector Analysis

Personal Best Session Best B Crossing the finish line in pit lane

| Lap | D | Time | Sector 1 | Sector 2 | Sector 3 | T. Spd | Elapsed | Lap | D | Time | Sector 1 | Sector 2 | Sector 3 | T. Spd | Elapsed | | | |
|-----------|---|--------------------------|---------------|-----------------|---------------|--------|-----------|-----|-----------|-----------------|---------------------------|-----------------|---------------|--------|-----------|------|--|------|
| 12 | | Porsche 993 GT2 1996 | | | | | | | | | | | | | | | | |
| | | 1.Henrique GEMPERLE | | | | | | | | | | | | | | GT2A | | |
| | | 2.Marc de SIEBENTHAL | | | | | | | | | | | | | | | | |
| 1 | 1 | 5:18.220 | 2:40.465 | 1:40.575 | 57.180 | 135.1 | 5:18.220 | 4 | 1 | 2:55.541 | 47.752 | 1:21.884 | 45.905 | 162.5 | 14:32.517 | | | |
| 2 | 1 | 3:22.381 | 57.175 | 1:31.913 | 53.293 | 165.7 | 8:40.601 | 5 | 1 | 2:54.010 | 46.567 | 1:22.700 | 44.743 | 189.7 | 17:26.527 | | | |
| 3 | 1 | 3:26.527 | 52.989 | 1:41.751 | 51.787 | 176.3 | 12:07.128 | 6 | 1 | 2:53.325 | 48.058 | 1:20.718 | 44.549 | 170.1 | 20:19.852 | | | |
| 4 | 1 | 3:14.046 | 52.384 | 1:31.524 | 50.138 | 183.9 | 15:21.174 | 7 | 1 | 2:50.589 | 46.804 | 1:19.459 | 44.326 | 183.9 | 23:10.441 | | | |
| 5 | 1 | 3:37.310 | B 54.257 | 1:36.816 | 1:06.237 | 175.4 | 18:58.484 | 8 | 1 | 2:49.521 | 46.513 | 1:18.921 | 44.087 | 182.6 | 25:59.962 | | | |
| 6 | 1 | 8:15.341 | B 5:15.552 | 1:48.562 | 1:11.227 | 126.4 | 27:13.825 | 9 | 1 | 3:03.608 | 51.316 | 1:24.332 | 47.960 | 169.3 | 29:03.570 | | | |
| 7 | 1 | 6:11.033 | B 3:17.330 | 1:46.220 | 1:07.483 | 126.2 | 33:24.858 | 10 | 1 | 2:49.193 | 46.219 | 1:18.842 | 44.132 | 170.4 | 31:52.763 | | | |
| 16 | | Porsche 997 GT3 RSR 2007 | | | | | | | 38 | | Porsche 997 GT3 RSR 2007 | | | | | | | |
| | | 1.Marc DEVIS | | | | | | | | | 1.Dominique GUENAT | | | | | | | GT2C |
| 1 | 1 | 5:22.093 | B 2:34.203 | 1:44.776 | 1:03.114 | 114.9 | 5:22.093 | 1 | 1 | 4:39.353 | 1:50.327 | 1:49.209 | 59.817 | 95.7 | 4:39.353 | | | |
| 2 | 1 | 4:03.523 | 1:42.675 | 1:30.467 | 50.381 | 158.0 | 9:25.616 | 2 | 1 | 3:30.335 | 59.513 | 1:37.658 | 53.164 | 135.1 | 8:09.688 | | | |
| 3 | 1 | 3:08.326 | 52.136 | 1:27.721 | 48.469 | 166.2 | 12:33.942 | 3 | 1 | 3:15.520 | 55.066 | 1:30.895 | 49.559 | 140.1 | 11:25.208 | | | |
| 4 | 1 | 3:06.275 | 52.914 | 1:25.787 | 47.574 | 165.2 | 15:40.217 | 4 | 1 | 3:17.110 | 52.534 | 1:31.501 | 53.075 | 139.7 | 14:42.318 | | | |
| 5 | 1 | 3:00.890 | 49.273 | 1:22.742 | 48.875 | 176.0 | 18:41.107 | 5 | 1 | 3:09.307 | 52.277 | 1:28.474 | 48.556 | 157.1 | 17:51.625 | | | |
| 6 | 1 | 2:57.427 | 48.234 | 1:22.539 | 46.654 | 186.6 | 21:38.534 | 6 | 1 | 3:22.090 | B 53.035 | 1:30.110 | 58.945 | 148.0 | 21:13.715 | | | |
| 7 | 1 | 2:59.067 | 49.936 | 1:22.427 | 46.704 | 174.5 | 24:37.601 | 7 | 1 | 5:36.394 | 3:18.690 | 1:28.721 | 48.983 | 153.7 | 26:50.109 | | | |
| 8 | 1 | 2:58.047 | 50.411 | 1:21.695 | 45.941 | 173.3 | 27:35.648 | 8 | 1 | 3:02.599 | 50.830 | 1:25.481 | 46.288 | 164.4 | 29:52.708 | | | |
| 9 | 1 | 2:57.643 | 48.561 | 1:22.425 | 46.657 | 183.2 | 30:33.291 | 9 | 1 | 3:02.249 | 50.011 | 1:25.058 | 47.180 | 163.1 | 32:54.957 | | | |
| 10 | 1 | 2:56.225 | 49.219 | 1:21.182 | 45.824 | 182.2 | 33:29.516 | 10 | 1 | 3:09.692 | 50.772 | 1:28.815 | 50.105 | 166.8 | 36:04.649 | | | |
| 11 | 1 | 3:10.069 | B 48.640 | 1:21.534 | 59.895 | 180.0 | 36:39.585 | 11 | 1 | 2:59.273 | 50.588 | 1:23.392 | 45.293 | 179.4 | 39:03.922 | | | |
| 12 | 1 | 4:57.453 | 2:49.417 | 1:22.848 | 45.188 | 181.3 | 41:37.038 | 12 | 1 | 2:56.524 | 48.170 | 1:22.967 | 45.387 | 187.6 | 42:00.446 | | | |
| 29 | | Porsche 996 GT3-RSR 2006 | | | | | | | 48 | | Ferrari F430 GTC Evo 2009 | | | | | | | |
| | | 1.Christian TRABER | | | | | | | | | 1.Philip KADOORIE | | | | | | | GT2C |
| | | 2.Nicolas TRABER | | | | | | | | | | | | | | | | |
| 1 | 1 | 7:22.333 | 4:42.307 | 1:44.606 | 55.420 | 121.6 | 7:22.333 | 1 | 1 | 4:22.237 | 2:12.524 | 1:25.145 | 44.568 | 176.9 | 4:22.237 | | | |
| 2 | 1 | 3:23.120 | 54.086 | 1:34.645 | 54.389 | 175.4 | 10:45.453 | 2 | 1 | 2:54.087 | 49.643 | 1:19.613 | 44.831 | 174.2 | 7:16.324 | | | |
| 3 | 1 | 3:11.875 | 52.203 | 1:30.157 | 49.515 | 174.5 | 13:57.328 | 3 | 1 | 2:50.920 | 49.060 | 1:17.677 | 44.183 | 202.9 | 10:07.244 | | | |
| 4 | 1 | 3:06.139 | 50.173 | 1:27.615 | 48.351 | 188.3 | 17:03.467 | 4 | 1 | 2:47.532 | 46.205 | 1:17.923 | 43.404 | 202.9 | 12:54.776 | | | |
| 5 | 1 | 3:27.816 | B 51.178 | 1:31.097 | 1:05.541 | 183.6 | 20:31.283 | 5 | 1 | 2:47.537 | 46.161 | 1:16.992 | 44.384 | 216.6 | 15:42.313 | | | |
| 6 | 1 | 5:33.767 | 3:20.669 | 1:25.288 | 47.810 | 157.1 | 26:05.050 | 6 | 1 | 2:48.167 | 46.688 | 1:17.076 | 44.403 | 208.7 | 18:30.480 | | | |
| 7 | 1 | 3:00.737 | 50.718 | 1:23.126 | 46.893 | 173.3 | 29:05.787 | 7 | 1 | 2:46.058 | 46.005 | 1:17.862 | 42.191 | 205.7 | 21:16.538 | | | |
| 8 | 1 | 2:59.777 | 48.713 | 1:23.956 | 47.108 | 190.7 | 32:05.564 | 8 | 1 | 2:45.624 | 46.408 | 1:16.759 | 42.457 | 216.2 | 24:02.162 | | | |
| 9 | 1 | 2:56.725 | 49.388 | 1:21.464 | 45.873 | 188.6 | 35:02.289 | 9 | 1 | 2:58.092 | B 46.793 | 1:16.540 | 54.759 | 209.1 | 27:00.254 | | | |
| 10 | 1 | 2:57.718 | 49.657 | 1:21.206 | 46.855 | 179.1 | 38:00.007 | 10 | 1 | 6:15.489 | 4:15.066 | 1:17.052 | 43.371 | 197.0 | 33:15.743 | | | |
| 11 | 1 | 2:53.883 | 49.373 | 1:19.666 | 44.844 | 196.6 | 40:53.890 | 11 | 1 | 2:48.794 | 46.031 | 1:17.238 | 45.525 | 213.0 | 36:04.537 | | | |
| 35 | | Porsche 993 GT2 Evo 1999 | | | | | | | 54 | | BMW M3 E46 GTR 2001 | | | | | | | |
| | | 1.Paul MCLEAN | | | | | | | | | 1.Steven OSBORNE | | | | | | | GT2B |
| | | | | | | | | | | | 2.Jörg Müller | | | | | | | |
| 1 | 1 | 4:32.701 | 2:00.923 | 1:37.199 | 54.579 | 164.9 | 4:32.701 | 1 | 1 | 7:07.530 | | | | | 7:07.530 | | | |
| 2 | 1 | 3:04.317 | 49.727 | 1:26.662 | 47.928 | 186.9 | 7:37.018 | 2 | 1 | 2:57.266 | | | | | 10:04.796 | | | |
| 3 | 1 | 3:22.804 | B 51.178 | 1:26.757 | 1:04.869 | 182.6 | 10:59.822 | 3 | 1 | 2:56.522 | | | | | 13:01.318 | | | |
| 4 | 1 | 5:20.069 | 3:00.414 | 1:27.100 | 52.555 | 183.9 | 16:19.891 | 4 | 1 | 2:54.332 | | | | | 15:55.650 | | | |
| 5 | 1 | 3:03.889 | 49.565 | 1:27.742 | 46.582 | 192.5 | 19:23.780 | 5 | 1 | 9:16.607 | 6:49.318 | 1:33.625 | 53.664 | 171.5 | 25:12.257 | | | |
| 6 | 1 | 3:07.684 | 53.324 | 1:26.706 | 47.654 | 176.0 | 22:31.464 | 6 | 1 | 3:09.837 | 53.181 | 1:27.774 | 48.882 | 169.3 | 28:22.094 | | | |
| 7 | 1 | 3:01.518 | 48.191 | 1:24.258 | 49.069 | 207.0 | 25:32.982 | 7 | 1 | 3:08.370 | 51.447 | 1:27.922 | 49.001 | 173.0 | 31:30.464 | | | |
| 8 | 1 | 3:00.729 | 48.619 | 1:24.927 | 47.183 | 206.5 | 28:33.711 | 8 | 1 | 3:21.955 | B 50.695 | 1:32.591 | 58.669 | 171.5 | 34:52.419 | | | |
| 9 | 1 | 3:31.763 | B 54.230 | 1:30.826 | 1:06.707 | 171.5 | 32:05.474 | 9 | 1 | 4:05.053 | 1:48.460 | 1:27.580 | 49.013 | 176.3 | 38:57.472 | | | |
| | | | | | | | | 10 | 1 | 3:15.561 | B 50.263 | 1:28.241 | 57.057 | 170.1 | 42:13.033 | | | |
| 36 | | Porsche 993 GT2 1997 | | | | | | | 56 | | Porsche 993 GT2 1997 | | | | | | | |
| | | 1.Mark SUMPTER | | | | | | | | | 1.Kyle TILLEY | | | | | | | GT2A |
| 1 | 1 | 5:35.376 | 2:47.910 | 1:35.954 | 1:11.512 | 115.0 | 5:35.376 | | | | | | | | | | | |
| 2 | 1 | 3:03.655 | 49.829 | 1:24.443 | 49.383 | 165.4 | 8:39.031 | | | | | | | | | | | |
| 3 | 1 | 2:57.945 | 48.716 | 1:23.557 | 45.672 | 164.6 | 11:36.976 | | | | | | | | | | | |



ENDURANCE RACING LEGENDS 2 - GT2

SPA CLASSIC QUALIFYING 1

Sector Analysis

Personal Best Session Best B Crossing the finish line in pit lane

| Lap | D | Time | Sector 1 | Sector 2 | Sector 3 | T. Spd | Elapsed | Lap | D | Time | Sector 1 | Sector 2 | Sector 3 | T. Spd | Elapsed |
|-----|---|-----------------|---------------|-----------------|---------------|--------|-----------|-----|---|----------|----------|----------|----------|--------|-----------|
| 1 | 1 | 4:29.104 | 2:07.050 | 1:32.435 | 49.619 | 146.7 | 4:29.104 | 4 | 1 | 2:59.105 | 49.950 | 1:23.813 | 45.342 | 173.3 | 14:25.877 |
| 2 | 1 | 3:04.034 | 51.156 | 1:25.777 | 47.101 | 151.2 | 7:33.138 | 5 | 1 | 2:58.039 | 48.487 | 1:23.580 | 45.972 | 191.1 | 17:23.916 |
| 3 | 1 | 3:28.448 B | 51.384 | 1:32.144 | 1:04.920 | 144.8 | 11:01.586 | 6 | 1 | 3:02.551 | 51.053 | 1:25.286 | 46.212 | 154.9 | 20:26.467 |
| 4 | 1 | 6:59.455 | 4:39.826 | 1:28.128 | 51.501 | 163.1 | 18:01.041 | 7 | 1 | 2:59.090 | 48.725 | 1:24.647 | 45.718 | 167.3 | 23:25.557 |
| 5 | 1 | 3:48.549 B | 51.741 | 1:44.020 | 1:12.788 | 132.8 | 21:49.590 | 8 | 1 | 3:00.465 | 49.662 | 1:24.171 | 46.632 | 172.7 | 26:26.022 |
| 6 | 1 | 15:58.194 B | ... | 1:27.901 | 1:02.468 | 140.4 | 37:47.784 | 9 | 1 | 3:00.245 | 49.458 | 1:23.538 | 47.249 | 167.9 | 29:26.267 |

59 Porsche 993 GT2 Evo 1999
1. Rémi TERRAIL GT2A

| | | | | | | | |
|----|---|-----------------|---------------|-----------------|---------------|-------|-----------|
| 1 | 1 | 5:22.234 | 2:50.369 | 1:36.399 | 55.466 | 100.6 | 5:22.234 |
| 2 | 1 | 3:12.411 | 54.109 | 1:28.494 | 49.808 | 142.2 | 8:34.645 |
| 3 | 1 | 2:59.065 | 49.338 | 1:23.104 | 46.623 | 162.5 | 11:33.710 |
| 4 | 1 | 3:10.137 | 50.601 | 1:26.323 | 53.213 | 132.8 | 14:43.847 |
| 5 | 1 | 3:03.184 | 51.318 | 1:23.482 | 48.384 | 161.8 | 17:47.031 |
| 6 | 1 | 2:54.549 | 48.642 | 1:20.800 | 45.107 | 181.9 | 20:41.580 |
| 7 | 1 | 3:02.882 | 49.074 | 1:24.326 | 49.482 | 141.8 | 23:44.462 |
| 8 | 1 | 3:06.525 | 51.236 | 1:26.112 | 49.177 | 151.7 | 26:50.987 |
| 9 | 1 | 3:21.777 B | 52.178 | 1:25.592 | 1:04.007 | 144.6 | 30:12.764 |
| 10 | 1 | 4:36.347 | 2:30.349 | 1:21.049 | 44.949 | 164.4 | 34:49.111 |
| 11 | 1 | 2:51.731 | 47.109 | 1:19.292 | 45.330 | 198.1 | 37:40.842 |
| 12 | 1 | 2:52.926 | 47.971 | 1:19.997 | 44.958 | 153.1 | 40:33.768 |

63 Chevrolet Corvette C6 ZR1 2010
1. John EMBERSON GT2C
2. Nigel GREENSALL

| | | | | | | | |
|----|---|-----------------|---------------|-----------------|---------------|-------|-----------|
| 1 | 1 | 4:45.780 | 2:14.457 | 1:36.327 | 54.996 | 121.7 | 4:45.780 |
| 2 | 1 | 3:18.450 | 54.642 | 1:33.295 | 50.513 | 136.9 | 8:04.230 |
| 3 | 1 | 3:08.647 | 51.930 | 1:28.717 | 48.000 | 141.0 | 11:12.877 |
| 4 | 1 | 3:12.000 | 50.415 | 1:33.420 | 48.165 | 145.6 | 14:24.877 |
| 5 | 1 | 3:05.401 | 50.417 | 1:28.096 | 46.888 | 151.0 | 17:30.278 |
| 6 | 1 | 3:02.857 | 49.291 | 1:26.590 | 46.976 | 156.6 | 20:33.135 |
| 7 | 1 | 3:01.417 | 49.569 | 1:25.970 | 45.878 | 167.1 | 23:34.552 |
| 8 | 1 | 3:14.511 B | 50.439 | 1:27.006 | 57.066 | 163.6 | 26:49.063 |
| 9 | 1 | 5:30.590 | 3:20.002 | 1:23.521 | 47.067 | 170.7 | 32:19.653 |
| 10 | 1 | 2:49.669 | 47.072 | 1:19.630 | 42.967 | 191.8 | 35:09.322 |
| 11 | 1 | 2:48.524 | 46.458 | 1:18.495 | 43.571 | 196.6 | 37:57.846 |
| 12 | 1 | 2:47.603 | 46.404 | 1:17.935 | 43.264 | 194.7 | 40:45.449 |

69 Porsche 996 GT3-RS 2001
1. Paul PHILLIPS GT2B

| | | | | | | | |
|----|---|-----------------|---------------|-----------------|---------------|-------|-----------|
| 1 | 1 | 5:04.002 | 2:18.953 | 1:47.661 | 57.388 | 124.4 | 5:04.002 |
| 2 | 1 | 3:42.268 | 59.461 | 1:41.058 | 1:01.749 | 154.0 | 8:46.270 |
| 3 | 1 | 3:32.628 | 56.708 | 1:40.578 | 55.342 | 153.5 | 12:18.898 |
| 4 | 1 | 3:30.836 | 57.529 | 1:36.257 | 57.050 | 157.1 | 15:49.734 |
| 5 | 1 | 3:31.431 | 58.334 | 1:37.920 | 55.177 | 141.0 | 19:21.165 |
| 6 | 1 | 3:22.934 | 55.022 | 1:34.429 | 53.483 | 163.8 | 22:44.099 |
| 7 | 1 | 3:19.019 | 54.124 | 1:32.013 | 52.882 | 166.2 | 26:03.118 |
| 8 | 1 | 3:23.133 | 55.030 | 1:34.597 | 53.506 | 161.0 | 29:26.251 |
| 9 | 1 | 3:24.685 | 58.789 | 1:32.076 | 53.820 | 143.8 | 32:50.936 |
| 10 | 1 | 3:25.043 | 57.889 | 1:32.583 | 54.571 | 166.8 | 36:15.979 |
| 11 | 1 | 3:18.200 | 53.871 | 1:32.270 | 52.059 | 173.6 | 39:34.179 |
| 12 | 1 | 3:17.158 | 54.656 | 1:31.151 | 51.351 | 175.1 | 42:51.337 |

75 Porsche 997 GT3 RSR 2009
1. Lee MAXTED-PAGE GT2C

| | | | | | | | |
|---|---|----------|----------|----------|--------|-------|-----------|
| 1 | 1 | 5:18.268 | 2:46.407 | 1:36.421 | 55.440 | 131.4 | 5:18.268 |
| 2 | 1 | 3:06.923 | 51.473 | 1:29.192 | 46.258 | 156.6 | 8:25.191 |
| 3 | 1 | 3:01.581 | 49.466 | 1:25.910 | 46.205 | 164.1 | 11:26.772 |

| | | | | | | | |
|----|---|-----------------|---------------|-----------------|---------------|-------|-----------|
| 4 | 1 | 2:59.105 | 49.950 | 1:23.813 | 45.342 | 173.3 | 14:25.877 |
| 5 | 1 | 2:58.039 | 48.487 | 1:23.580 | 45.972 | 191.1 | 17:23.916 |
| 6 | 1 | 3:02.551 | 51.053 | 1:25.286 | 46.212 | 154.9 | 20:26.467 |
| 7 | 1 | 2:59.090 | 48.725 | 1:24.647 | 45.718 | 167.3 | 23:25.557 |
| 8 | 1 | 3:00.465 | 49.662 | 1:24.171 | 46.632 | 172.7 | 26:26.022 |
| 9 | 1 | 3:00.245 | 49.458 | 1:23.538 | 47.249 | 167.9 | 29:26.267 |
| 10 | 1 | 2:59.169 | 49.259 | 1:23.034 | 46.876 | 181.3 | 32:25.436 |
| 11 | 1 | 2:56.852 | 49.000 | 1:23.555 | 44.297 | 164.4 | 35:22.288 |
| 12 | 1 | 2:53.560 | 48.001 | 1:21.074 | 44.485 | 180.6 | 38:15.848 |
| 13 | 1 | 2:52.781 | 48.249 | 1:20.949 | 43.583 | 181.3 | 41:08.629 |

76 Porsche 996 GT3-RSR 2006
1. Jean-Lou RIHON GT2C
2. Nick PADMORE

| | | | | | | | |
|----|---|-----------------|---------------|-----------------|---------------|-------|-----------|
| 1 | 1 | 4:18.866 | 1:52.146 | 1:36.308 | 50.412 | 128.8 | 4:18.866 |
| 2 | 1 | 3:13.585 | 52.202 | 1:31.747 | 49.636 | 157.5 | 7:32.451 |
| 3 | 1 | 3:17.449 B | 50.837 | 1:28.434 | 58.178 | 162.8 | 10:49.900 |
| 4 | 1 | 4:59.127 | 2:39.500 | 1:26.893 | 52.734 | 153.7 | 15:49.027 |
| 5 | 1 | 3:00.703 | 49.677 | 1:24.562 | 46.464 | 175.7 | 18:49.730 |
| 6 | 1 | 3:12.206 B | 49.738 | 1:24.918 | 57.550 | 171.8 | 22:01.936 |
| 7 | 1 | 7:22.365 | 4:45.927 | 1:36.108 | 1:00.330 | 134.3 | 29:24.301 |
| 8 | 1 | 3:27.728 | 1:03.263 | 1:31.561 | 52.904 | 137.8 | 32:52.029 |
| 9 | 1 | 3:14.534 | 53.346 | 1:28.672 | 52.516 | 170.4 | 36:06.563 |
| 10 | 1 | 3:13.055 | 55.048 | 1:27.716 | 50.291 | 176.0 | 39:19.618 |
| 11 | 1 | 3:26.825 B | 53.874 | 1:26.539 | 1:06.412 | 155.4 | 42:46.443 |

79 Porsche 993 GT2 1995
1. Jean-Louis BONNET GT2A

| | | | | | | | |
|----|---|-----------------|---------------|-----------------|---------------|-------|-----------|
| 1 | 1 | 6:48.971 | 4:08.529 | 1:43.005 | 57.437 | 138.9 | 6:48.971 |
| 2 | 1 | 3:41.443 | 1:02.110 | 1:42.357 | 56.976 | 125.6 | 10:30.414 |
| 3 | 1 | 3:35.608 | 59.950 | 1:37.490 | 58.168 | 142.8 | 14:06.022 |
| 4 | 1 | 3:44.883 | 1:01.836 | 1:45.061 | 57.986 | 134.5 | 17:50.905 |
| 5 | 1 | 3:40.477 | 1:02.067 | 1:41.821 | 56.589 | 124.4 | 21:31.382 |
| 6 | 1 | 3:37.839 | 1:01.136 | 1:40.303 | 56.400 | 132.1 | 25:09.221 |
| 7 | 1 | 3:39.940 | 1:01.493 | 1:40.876 | 57.571 | 131.2 | 28:49.161 |
| 8 | 1 | 3:52.980 B | 58.996 | 1:39.391 | 1:14.593 | 150.4 | 32:42.141 |
| 9 | 1 | 5:33.213 | 2:51.683 | 1:42.973 | 58.557 | 151.5 | 38:15.354 |
| 10 | 1 | 3:39.203 | 1:00.899 | 1:39.902 | 58.402 | 151.2 | 41:54.557 |


80 Porsche 996 GT3-R 2000
1. Richard HYWEL EVANS GT2B
2. Andrew SMITH

| | | | | | | | |
|----|---|-----------------|---------------|-----------------|---------------|-------|-----------|
| 1 | 1 | 5:47.399 B | 2:57.914 | 1:43.481 | 1:06.004 | 128.1 | 5:47.399 |
| 2 | 1 | 5:41.949 | 3:25.663 | 1:28.823 | 47.463 | 178.1 | 11:29.348 |
| 3 | 1 | 3:05.042 | 50.610 | 1:25.768 | 48.664 | 166.0 | 14:34.390 |
| 4 | 1 | 3:02.400 | 51.342 | 1:24.140 | 46.918 | 175.1 | 17:36.790 |
| 5 | 1 | 3:00.019 | 49.871 | 1:23.629 | 46.519 | 177.2 | 20:36.809 |
| 6 | 1 | 3:15.282 B | 51.595 | 1:25.501 | 58.186 | 162.8 | 23:52.091 |
| 7 | 1 | 5:29.947 | 3:12.256 | 1:28.016 | 49.675 | 146.5 | 29:22.038 |
| 8 | 1 | 3:00.290 | 50.390 | 1:21.874 | 48.026 | 171.0 | 32:22.328 |
| 9 | 1 | 2:52.798 | 48.682 | 1:20.629 | 43.487 | 184.5 | 35:15.126 |
| 10 | 1 | 3:33.405 B | 47.732 | 1:19.463 | 1:26.210 | 185.9 | 38:48.531 |

85 Spyker C8 Spyder GT2R 2005
1. Jonathan WEIZMAN GT2B

| | | | | | | | |
|---|---|------------|----------|-----------------|----------|-------|----------|
| 1 | 1 | 5:56.641 B | 2:54.197 | 1:44.453 | 1:17.991 | 117.5 | 5:56.641 |
|---|---|------------|----------|-----------------|----------|-------|----------|

87 Aston Martin V8 Vantage GT2 2009
1. David CUFF GT2C



ENDURANCE RACING LEGENDS 2 - GT2

SPA CLASSIC

QUALIFYING 1

Sector Analysis

Personal Best Session Best B Crossing the finish line in pit lane

| Lap | D | Time | Sector 1 | Sector 2 | Sector 3 | T. Spd | Elapsed | Lap | D | Time | Sector 1 | Sector 2 | Sector 3 | T. Spd | Elapsed |
|-----|---|----------|----------|----------|----------|--------|-----------|-----|---|----------|----------|----------|----------|--------|-----------|
| 1 | 1 | 4:21.041 | 1:55.308 | 1:34.649 | 51.084 | 135.4 | 4:21.041 | 3 | 1 | 3:27.240 | 52.650 | 1:34.072 | 1:00.518 | 156.1 | 12:18.481 |
| 2 | 1 | 3:03.275 | 51.642 | 1:25.686 | 45.947 | 154.2 | 7:24.316 | 4 | 1 | 5:45.952 | 3:24.478 | 1:33.253 | 48.221 | 145.6 | 18:04.433 |
| 3 | 1 | 2:59.128 | 49.814 | 1:23.199 | 46.115 | 186.9 | 10:23.444 | 5 | 1 | 3:05.143 | 51.088 | 1:27.684 | 46.371 | 160.0 | 21:09.576 |
| 4 | 1 | 2:56.160 | 48.597 | 1:22.313 | 45.250 | 193.6 | 13:19.604 | 6 | 1 | 3:11.330 | 49.860 | 1:26.532 | 54.938 | 171.3 | 24:20.906 |
| 5 | 1 | 2:55.269 | 48.048 | 1:21.833 | 45.388 | 198.1 | 16:14.873 | 7 | 1 | 6:13.278 | 3:58.559 | 1:28.125 | 46.594 | 172.4 | 30:34.184 |
| 6 | 1 | 2:56.670 | 48.159 | 1:22.355 | 46.156 | 204.1 | 19:11.543 | 8 | 1 | 2:56.989 | 49.343 | 1:22.747 | 44.899 | 169.8 | 33:31.173 |
| 7 | 1 | 2:54.617 | 48.848 | 1:21.071 | 44.698 | 200.1 | 22:06.160 | 9 | 1 | 2:55.733 | 49.554 | 1:21.792 | 44.387 | 169.3 | 36:26.906 |
| 8 | 1 | 2:54.231 | 48.279 | 1:21.300 | 44.652 | 207.0 | 25:00.391 | 10 | 1 | 2:57.909 | 48.767 | 1:23.722 | 45.420 | 170.4 | 39:24.815 |
| 9 | 1 | 2:52.061 | 47.903 | 1:20.302 | 43.856 | 210.8 | 27:52.452 | 11 | 1 | 3:15.082 | 52.400 | 1:24.519 | 58.163 | 165.7 | 42:39.897 |
| 10 | 1 | 2:52.274 | 47.765 | 1:20.163 | 44.346 | 206.5 | 30:44.726 | | | | | | | | |
| 11 | 1 | 2:59.921 | 49.662 | 1:24.683 | 45.576 | 169.6 | 33:44.647 | | | | | | | | |
| 12 | 1 | 2:51.611 | 47.622 | 1:19.912 | 44.077 | 218.0 | 36:36.258 | | | | | | | | |
| 13 | 1 | 3:11.956 | 47.964 | 1:25.725 | 58.267 | 176.9 | 39:48.214 | | | | | | | | |

| 94 | | Ferrari 360 Modena GT 2003 | | 1.Janos SANTA | | GT2B | |
|----|---|----------------------------|----------|---------------|--------|-------|-----------|
| 1 | 1 | 4:50.258 | 2:23.074 | 1:35.976 | 51.208 | 128.9 | 4:50.258 |
| 2 | 1 | 3:12.222 | 51.370 | 1:32.394 | 48.458 | 124.5 | 8:02.480 |
| 3 | 1 | 2:59.774 | 49.549 | 1:24.623 | 45.602 | 153.7 | 11:02.254 |
| 4 | 1 | 2:57.607 | 48.999 | 1:23.627 | 46.981 | 173.0 | 14:01.861 |
| 5 | 1 | 3:01.956 | 48.254 | 1:26.155 | 47.547 | 177.5 | 17:03.817 |
| 6 | 1 | 3:07.654 | 52.393 | 1:27.799 | 47.462 | 182.6 | 20:11.471 |
| 7 | 1 | 3:01.367 | 49.062 | 1:25.554 | 46.751 | 173.3 | 23:12.838 |
| 8 | 1 | 3:01.398 | 49.961 | 1:24.550 | 46.887 | 184.9 | 26:14.236 |
| 9 | 1 | 3:03.045 | 49.530 | 1:26.713 | 46.802 | 185.6 | 29:17.281 |
| 10 | 1 | 3:05.500 | 49.621 | 1:24.777 | 51.102 | 180.0 | 32:22.781 |
| 11 | 1 | 3:07.633 | 50.616 | 1:27.580 | 49.437 | 186.9 | 35:30.414 |
| 12 | 1 | 2:56.589 | 48.006 | 1:23.077 | 45.506 | 191.8 | 38:27.003 |
| 13 | 1 | 2:57.560 | 48.607 | 1:23.222 | 45.731 | 181.3 | 41:24.563 |

| 97 | | Marcos LM500 1994 | | 1.Stephen KEATING | | GT2A | |
|----|---|-------------------|----------|-------------------|----------|-------|-----------|
| 1 | 1 | 5:56.560 | 3:22.747 | 1:38.893 | 54.920 | 130.4 | 5:56.560 |
| 2 | 1 | 3:22.077 | 55.630 | 1:32.804 | 53.643 | 142.6 | 9:18.637 |
| 3 | 1 | 3:19.373 | 54.578 | 1:33.571 | 51.224 | 153.1 | 12:38.010 |
| 4 | 1 | 3:15.761 | 53.418 | 1:31.368 | 50.975 | 165.4 | 15:53.771 |
| 5 | 1 | 3:35.357 | 55.389 | 1:34.879 | 1:05.089 | 141.6 | 19:29.128 |
| 6 | 1 | 5:55.442 | 3:07.504 | 1:36.960 | 1:10.978 | 152.4 | 25:24.570 |
| 7 | 1 | 5:15.408 | 2:46.929 | 1:35.090 | 53.389 | 138.0 | 30:39.978 |
| 8 | 1 | 3:22.683 | 56.376 | 1:35.645 | 50.662 | 134.0 | 34:02.661 |
| 9 | 1 | 3:20.587 | 53.176 | 1:35.612 | 51.799 | 148.0 | 37:23.248 |
| 10 | 1 | 3:20.176 | 54.316 | 1:35.236 | 50.624 | 153.1 | 40:43.424 |

| 103 | | Porsche 993 GT2 Evo 1999 | | 1.Olivier PIQUET | | GT2A | |
|-----|---|--------------------------|--|------------------|--|------|-----------|
| 1 | 1 | 5:43.664 | | | | | 5:43.664 |
| 2 | 1 | 3:25.470 | | | | | 9:09.134 |
| 3 | 1 | 3:13.925 | | | | | 12:23.059 |
| 4 | 1 | 12:11.797 | | | | | 24:34.856 |
| 5 | 1 | 6:13.082 | | | | | 30:47.938 |
| 6 | 1 | 3:06.828 | | | | | 33:54.766 |
| 7 | 1 | 3:01.480 | | | | | 36:56.246 |


| 115 | | Ferrari F430 GTC 2008 | | 1.Mathias DEVIS | | GT2C | |
|-----|---|-----------------------|----------|-----------------|--------|-------|----------|
| 1 | 1 | 5:34.366 | 2:55.710 | 1:41.877 | 56.779 | 122.3 | 5:34.366 |
| 2 | 1 | 3:16.875 | 53.772 | 1:32.338 | 50.765 | 167.6 | 8:51.241 |

| 176 | | Porsche 993 GT2 Bi-turbo 1999 | | 1.Albert WEINZIERL | | GT2A | |
|-----|---|-------------------------------|--|--------------------|--|------|-----------|
| 1 | 1 | 5:41.963 | | | | | 5:41.963 |
| 2 | 1 | 3:23.448 | | | | | 9:05.411 |
| 3 | 1 | 6:23.003 | | | | | 15:28.414 |
| 4 | 1 | 8:12.811 | | | | | 23:41.225 |
| 5 | 1 | 8:11.275 | | | | | 31:52.500 |
| 6 | 1 | 3:00.118 | | | | | 34:52.618 |
| 7 | 1 | 2:57.758 | | | | | 37:50.376 |
| 8 | 1 | 2:56.308 | | | | | 40:46.684 |

| 190 | | Ferrari F430 GTC Evo 2009 | | 1.Pierre EHRET | | GT2C | |
|-----|---|---------------------------|----------|----------------|----------|-------|-----------|
| 1 | 1 | 5:53.724 | 3:32.511 | 1:31.552 | 49.661 | 146.9 | 5:53.724 |
| 2 | 1 | 3:01.243 | 49.474 | 1:25.698 | 46.071 | 173.0 | 8:54.967 |
| 3 | 1 | 3:15.847 | 50.228 | 1:28.304 | 57.315 | 147.1 | 12:10.814 |
| 4 | 1 | 4:43.443 | 2:33.095 | 1:24.268 | 46.080 | 196.2 | 16:54.257 |
| 5 | 1 | 2:55.184 | 47.354 | 1:23.221 | 44.609 | 185.2 | 19:49.441 |
| 6 | 1 | 2:54.269 | 48.070 | 1:21.560 | 44.639 | 189.3 | 22:43.710 |
| 7 | 1 | 2:52.891 | 46.945 | 1:20.933 | 45.013 | 185.9 | 25:36.601 |
| 8 | 1 | 2:55.169 | 47.817 | 1:22.540 | 44.812 | 181.6 | 28:31.770 |
| 9 | 1 | 3:11.198 | 47.421 | 1:22.414 | 1:01.363 | 182.6 | 31:42.968 |
| 10 | 1 | 4:30.819 | 2:14.721 | 1:26.297 | 49.801 | 177.2 | 36:13.787 |
| 11 | 1 | 2:53.731 | 47.780 | 1:21.642 | 44.309 | 200.5 | 39:07.518 |
| 12 | 1 | 2:54.991 | 46.766 | 1:22.013 | 46.212 | 188.3 | 42:02.509 |

| 311 | | Porsche 996 GT3-RSR 2003 | | 1.Hervé DELAUNAY | | GT2B | |
|-----|---|--------------------------|----------|------------------|----------|-------|-----------|
| 1 | 1 | 4:51.317 | 1:56.445 | 1:49.447 | 1:05.425 | 114.7 | 4:51.317 |
| 2 | 1 | 4:14.116 | 1:04.630 | 1:46.891 | 1:22.595 | 112.5 | 9:05.433 |
| 3 | 1 | 5:42.289 | 2:54.286 | 1:45.738 | 1:02.265 | 140.4 | 14:47.722 |
| 4 | 1 | 3:38.652 | 1:01.469 | 1:39.186 | 57.997 | 143.2 | 18:26.374 |
| 5 | 1 | 3:35.235 | 59.502 | 1:38.585 | 57.148 | 143.4 | 22:01.609 |
| 6 | 1 | 3:49.371 | 1:00.000 | 1:38.405 | 1:10.966 | 140.4 | 25:50.980 |
| 7 | 1 | 6:48.302 | 3:58.212 | 1:48.763 | 1:01.327 | 113.7 | 32:39.282 |
| 8 | 1 | 3:43.210 | 1:00.396 | 1:46.043 | 56.771 | 113.7 | 36:22.492 |
| 9 | 1 | 3:34.045 | 1:00.513 | 1:38.323 | 55.209 | 142.4 | 39:56.537 |
| 10 | 1 | 3:44.179 | 55.509 | 1:37.205 | 1:11.465 | 128.8 | 43:40.716 |

| 556 | | Ferrari 458 Italia GT3 2013 | | 1.Pierre-Alain FRANCE | | INVD | |
|-----|---|-----------------------------|----------|-----------------------|----------|-------|-----------|
| 1 | 1 | 5:26.546 | 2:31.167 | 1:47.173 | 1:08.206 | 116.7 | 5:26.546 |
| 2 | 1 | 5:20.843 | 2:43.948 | 1:42.198 | 54.697 | 126.8 | 10:47.389 |
| 3 | 1 | 3:21.425 | 54.362 | 1:34.830 | 52.233 | 148.4 | 14:08.814 |
| 4 | 1 | 3:14.058 | 52.984 | 1:31.946 | 49.128 | 161.8 | 17:22.872 |
| 5 | 1 | 3:05.454 | 50.334 | 1:27.575 | 47.545 | 157.3 | 20:28.326 |
| 6 | 1 | 2:59.538 | 49.412 | 1:24.131 | 45.995 | 165.7 | 23:27.864 |



ENDURANCE RACING LEGENDS 2 - GT2

SPA CLASSIC

QUALIFYING 1

Sector Analysis

■ Personal Best
 ■ Session Best
 B Crossing the finish line in pit lane

| Lap | D | Time | Sector 1 | Sector 2 | Sector 3 | T. Spd | Elapsed | Lap | D | Time | Sector 1 | Sector 2 | Sector 3 | T. Spd | Elapsed |
|-----|---|-----------------|---------------|-----------------|---------------|--------|-----------|-----|---|------|----------|----------|----------|--------|---------|
| 7 | 1 | 3:13.931 | B 50.092 | 1:25.284 | 58.555 | 161.8 | 26:41.795 | | | | | | | | |
| 8 | 1 | 6:42.159 | 4:16.885 | 1:32.721 | 52.553 | 148.0 | 33:23.954 | | | | | | | | |
| 9 | 1 | 3:00.210 | 50.536 | 1:24.261 | 45.413 | 157.1 | 36:24.164 | | | | | | | | |
| 10 | 1 | 2:59.043 | 49.500 | 1:24.283 | 45.260 | 160.5 | 39:23.207 | | | | | | | | |
| 11 | 1 | 2:55.841 | 49.151 | 1:21.984 | 44.706 | 167.9 | 42:19.048 | | | | | | | | |