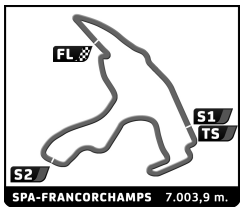

CLASSIC ENDURANCE RACING 2
SPA CLASSIC
RACE
Sector Analysis

Personal Best | Session Best | **B** Crossing the finish line in pit lane

1 — Cheetah G601 1976
1.Beat EGGIMANN — P-2L

Lap	D	Time	Sector 1	Sector 2	Sector 3	T. Spd	Elapsed
1	1	3:01.456	49.965	1:19.405	52.086		3:01.456
2	1	3:07.732	47.875	1:28.001	51.856	178.7	6:09.188
3	1	3:08.683	50.519	1:28.744	49.420	197.0	9:17.871
4	1	2:58.756	49.184	1:21.587	47.985	194.0	12:16.627
5	1	2:52.862	48.373	1:19.917	44.572	192.9	15:09.489
6	1	2:50.495	47.011	1:18.788	44.696	196.6	17:59.984
7	1	2:48.449	45.955	1:18.322	44.172	219.4	20:48.433
8	1	2:49.639	46.021	1:18.752	44.866	207.4	23:38.072
9	1	2:46.611	45.598	1:18.204	42.809	189.0	26:24.683
10	1	2:46.336	44.851	1:17.911	43.574	219.9	29:11.019
11	1	2:48.472	45.970	1:18.470	44.032	214.8	31:59.491
12	1	5:15.760 B	3:14.860	1:18.050	42.850	200.1	37:15.251
13	1	2:52.376	45.269	1:15.842	51.265	199.7	40:07.627
14	1	3:34.415	1:20.303	1:24.360	49.752	111.7	43:42.042
15	1	3:14.333	56.212	1:28.634	49.487	161.3	46:56.375
16	1	2:58.380	52.895	1:24.389	41.096	176.6	49:54.755
17	1	2:39.757	44.822	1:13.738	41.197	222.3	52:34.512
18	1	2:38.994	44.081	1:14.011	40.902	217.5	55:13.506
19	1	2:38.743	44.042	1:13.583	41.118	215.2	57:52.249

2 — Lola T298 1979
1.Frédéric DA ROCHA
2.Jean LEGRAS — P-2L

Lap	D	Time	Sector 1	Sector 2	Sector 3	T. Spd	Elapsed
1	1	2:54.218	50.613	1:20.344	43.261		2:54.218
2	1	2:36.750	44.188	1:11.485	41.077	232.9	5:30.968
3	1	2:55.481	47.189	1:23.006	45.286	211.2	8:26.449
4	1	2:52.082	46.237	1:21.541	44.304	222.3	11:18.531
5	1	2:51.502	46.100	1:20.064	45.338	195.9	14:10.033
6	1	3:01.681	45.989	1:30.721	44.971	204.5	17:11.714
7	1	2:46.123	45.413	1:18.002	42.708	213.0	19:57.837
8	1	2:51.344	46.102	1:21.328	43.914	208.7	22:49.181
9	1	2:51.191	46.135	1:20.200	44.856	222.7	25:40.372
10	1	2:54.384	46.055	1:22.226	46.103	196.6	28:34.756

5 — Chevron B36 1976
1.Carlos de QUESADA
2.Scooter GABEL — P-2L

Lap	D	Time	Sector 1	Sector 2	Sector 3	T. Spd	Elapsed
1	1	2:53.420	50.259	1:18.714	44.447		2:53.420
2	1	2:38.678	45.509	1:11.718	41.451	199.3	5:32.098
3	1	2:55.345	46.365	1:23.178	45.802	201.3	8:27.443
4	1	2:57.839	47.781	1:19.679	50.379	182.9	11:25.282
5	1	2:47.640	47.059	1:16.475	44.106	197.8	14:12.922
6	1	2:51.715	50.334	1:17.535	43.846	192.9	17:04.637
7	1	2:42.703	45.212	1:14.191	43.300	198.5	19:47.340
8	1	2:42.089	45.550	1:14.367	42.172	205.7	22:29.429
9	1	2:42.319	45.377	1:14.739	42.203	200.9	25:11.748
10	1	2:43.715	46.395	1:15.202	42.118	205.3	27:55.463
11	1	2:43.935	45.903	1:14.775	43.257	199.7	30:39.398
12	2	5:22.550 B	3:23.445	1:16.370	42.735	213.0	36:01.948
13	2	10:09.204	45.540	8:15.997	1:07.667	218.9	46:11.152

8 — BMW M1 Procar 1982
1.Olivier BREITTMAYER — GT2

Lap	D	Time	Sector 1	Sector 2	Sector 3	T. Spd	Elapsed
1	1	2:57.909	48.444	1:22.285	47.180		2:57.909
2	1	3:00.350	48.243	1:25.672	46.435	177.5	5:58.259
3	1	3:11.602	51.422	1:29.437	50.743	189.0	9:09.861
4	1	3:08.698	50.953	1:27.109	50.636	190.0	12:18.559
5	1	3:07.178	51.063	1:26.648	49.467	194.0	15:25.737
6	1	3:06.015	51.203	1:25.605	49.207	181.6	18:31.752
7	1	3:02.806	49.706	1:24.245	48.855	195.5	21:34.558
8	1	3:02.346	49.796	1:24.701	47.849	191.1	24:36.904
9	1	3:05.213	49.961	1:25.102	50.150	163.6	27:42.117
10	1	5:29.352 B	3:19.486	1:22.038	47.828	176.0	33:11.469
11	1	2:59.434	49.311	1:22.738	47.385	191.1	36:10.903
12	1	2:56.628	48.903	1:22.027	45.698	189.0	39:07.531
13	1	3:43.403	1:24.359	1:30.391	48.653	75.6	42:50.934
14	1	3:21.000	50.023	1:24.498	1:06.479	156.8	46:11.934
15	1	3:14.354	56.753	1:31.246	46.355	160.8	49:26.288
16	1	2:54.847	47.980	1:20.313	46.554	201.7	52:21.135
17	1	2:54.198	47.587	1:20.534	46.077	205.3	55:15.333
18	1	2:53.299	47.763	1:20.008	45.528	207.4	58:08.632

10 — Osella PA5 1977
1.Roberto TURRIZIANI
2.Nick PADMORE — P-2L

Lap	D	Time	Sector 1	Sector 2	Sector 3	T. Spd	Elapsed
1	1	2:59.291	53.924	1:19.141	46.226		2:59.291
2	1	3:25.935	51.619	1:36.907	57.409	176.3	6:25.226
3	1	3:36.186	1:00.911	1:41.378	53.897	164.9	10:01.412
4	1	3:19.080	54.912	1:33.729	50.439	160.0	13:20.492
5	1	3:15.998	53.314	1:32.312	50.372	173.0	16:36.490
6	1	3:13.918	52.100	1:32.646	49.172	163.1	19:50.408
7	1	3:07.258	50.752	1:27.589	48.917	161.3	22:57.666
8	1	2:59.502	49.546	1:23.369	46.587	197.8	25:57.168
9	1	3:10.108	51.943	1:27.426	50.739	190.0	29:07.276
10	1	3:01.832	50.983	1:24.304	46.545	187.3	32:09.108
11	2	5:36.742 B	3:39.425	1:15.766	41.551	183.6	37:45.850
12	2	3:25.039	45.460	1:20.901	1:18.678	178.7	41:10.889
13	2	3:41.207	50.856	1:51.218	59.133	132.6	44:52.096
14	2	4:32.041 B	2:22.091	1:26.048	43.902	176.0	49:24.137
15	2	2:37.495	46.594	1:10.628	40.273	201.7	52:01.632
16	2	2:33.966	44.515	1:09.664	39.787	216.6	54:35.598
17	2	2:37.757	46.814	1:10.638	40.305	211.7	57:13.355

12 — Lola T298 1981
1.Stéphane NGUYEN — P-2L

Lap	D	Time	Sector 1	Sector 2	Sector 3	T. Spd	Elapsed
1	1	2:43.422	48.968	1:14.131	40.323		2:43.422
2	1	2:38.239	43.947	1:12.782	41.510	226.2	5:21.661
3	1	2:56.711	46.905	1:23.419	46.387	200.9	8:18.372
4	1	2:54.571	48.148	1:21.867	44.556	189.7	11:12.943
5	1	2:47.931	45.517	1:19.086	43.328	226.7	14:00.874
6	1	2:48.570	45.981	1:19.208	43.381	191.5	16:49.444
7	1	2:47.042	45.971	1:18.504	42.567	203.7	19:36.486
8	1	2:44.327	44.925	1:17.501	41.901	207.4	22:20.813
9	1	2:43.788	43.951	1:17.498	42.339	204.1	25:04.601
10	1	2:43.282	44.990	1:16.428	41.864	214.8	27:47.883
11	1	2:47.024	44.204	1:20.776	42.044	219.4	30:34.907
12	1	2:44.473	44.472	1:16.986	43.015	199.7	33:19.380
13	1	5:07.109 B	3:08.861	1:16.549	41.699	218.9	38:26.489
14	1	3:29.050	44.426	1:43.912	1:00.712	207.0	41:55.539
15	1	3:10.281	49.597	1:30.145	50.539	185.6	45:05.820
16	1	3:20.584	52.972	1:36.773	50.839	150.8	48:26.404
17	1	2:42.049	44.975	1:14.964	42.110	222.7	51:08.453
18	1	2:42.263	46.098	1:15.037	41.128	216.6	53:50.716
19	1	2:40.131	45.118	1:14.068	40.945	224.2	56:30.847

HISTORIC RACING BY PETER AUTO

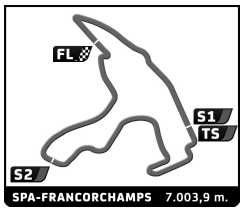

CLASSIC ENDURANCE RACING 2
SPA CLASSIC
RACE
Sector Analysis

Personal Best | Session Best | **B** Crossing the finish line in pit lane

14 — BMW 320 i Turbo 1979
1.Erik QVICK — GT2

Lap	D	Time	Sector 1	Sector 2	Sector 3	T. Spd	Elapsed
1	1	2:40.174	45.381	1:13.271	41.522		2:40.174
2	1	2:39.423	44.968	1:12.998	41.457	198.5	5:19.597
3	1	2:51.798	46.264	1:20.568	44.966	191.8	8:11.395
4	1	2:48.701	46.653	1:17.536	44.512	194.0	11:00.096
5	1	2:48.203	46.692	1:17.481	44.030	200.9	13:48.299
6	1	2:46.860	46.419	1:16.656	43.785	207.4	16:35.159
7	1	2:44.937	45.978	1:16.163	42.796	203.7	19:20.096
8	1	2:45.195	45.912	1:16.660	42.623	208.7	22:05.291
9	1	2:45.228	45.600	1:16.583	43.045	199.7	24:50.519
10	1	2:45.817	45.780	1:16.558	43.479	199.7	27:36.336
11	1	2:46.620	46.088	1:17.476	43.056	209.9	30:22.956
12	1	5:13.647 B	3:13.679	1:17.150	42.818	199.3	35:36.603
13	1	2:45.086	45.774	1:16.720	42.592	205.3	38:21.689
14	1	3:33.100	45.926	1:46.726	1:00.448	202.1	41:54.789
15	1	3:10.655	50.053	1:29.976	50.626	181.6	45:05.444
16	1	3:20.944	52.850	1:36.829	51.265	150.8	48:26.388
17	1	2:44.767	46.212	1:16.390	42.165	206.1	51:11.155
18	1	2:43.852	45.657	1:15.781	42.414	211.2	53:55.007
19	1	2:43.037	45.155	1:15.401	42.481	204.9	56:38.044

21 — Chevron B26 1974
1.John EMBERSON
2.Nigel GREENSALL — P-2L

Lap	D	Time	Sector 1	Sector 2	Sector 3	T. Spd	Elapsed
1	1	2:56.911	49.591	1:20.183	47.137		2:56.911
2	1	2:45.078	47.373	1:14.637	43.068	193.6	5:41.989
3	1	3:03.552	48.465	1:26.446	48.641	177.8	8:45.541
4	1	3:02.776	49.597	1:25.781	47.398	168.4	11:48.317
5	1	2:57.221	48.610	1:22.150	46.461	178.1	14:45.538
6	1	2:57.107	48.335	1:22.744	46.028	182.2	17:42.645
7	1	2:55.119	47.551	1:22.219	45.349	177.2	20:37.764
8	1	2:54.824	47.045	1:21.761	46.018	175.7	23:32.588
9	1	2:52.696	47.507	1:20.492	44.697	177.5	26:25.284
10	1	2:51.101	46.460	1:19.824	44.817	177.8	29:16.385
11	2	5:18.603 B	3:22.442	1:14.637	41.524	205.7	34:34.988
12	2	2:37.614	44.061	1:12.824	40.729	226.2	37:12.602
13	2	2:35.608	43.661	1:11.787	40.160	217.5	39:48.210
14	2	3:53.447	1:36.211	1:25.409	51.827	70.7	43:41.657
15	2	3:14.215	56.407	1:28.467	49.341	157.1	46:55.872
16	2	2:56.625	53.062	1:23.348	40.215	178.1	49:52.497
17	2	2:34.683	43.278	1:11.491	39.914	231.8	52:27.180
18	2	2:32.467	42.591	1:10.656	39.220	229.2	54:59.647
19	2	2:30.980	42.514	1:09.294	39.172	231.3	57:30.627

22 — Chevron B31 1975
1.Russell BÜSST — P-2L

Lap	D	Time	Sector 1	Sector 2	Sector 3	T. Spd	Elapsed
1	1	2:51.180	50.315	1:18.361	42.504		2:51.180
2	1	2:35.532	44.287	1:11.122	40.123	210.8	5:26.712
3	1	2:51.589	45.403	1:20.248	45.938	194.7	8:18.301
4	1	2:54.997	47.550	1:22.886	44.561	223.2	11:13.298
5	1	2:47.738	46.293	1:18.497	42.948	195.5	14:01.036
6	1	2:46.420	46.631	1:16.687	43.102	202.5	16:47.456
7	1	2:45.858	46.417	1:16.807	42.634	202.9	19:33.314
8	1	2:46.193	45.334	1:17.004	43.855	202.1	22:19.507
9	1	2:43.134	45.079	1:15.655	42.400	215.7	25:02.641
10	1	2:44.313	45.963	1:16.205	42.145	215.2	27:46.954
11	1	2:52.094	44.995	1:22.979	44.120	223.7	30:39.048
12	1	5:16.205 B	3:17.072	1:16.233	42.900	208.7	35:55.253
13	1	2:43.612	45.814	1:15.634	42.164	213.0	38:38.865
14	1	3:22.783	44.775	1:52.730	45.278	202.9	42:01.648
15	1	3:06.856	48.010	1:28.107	50.739	170.4	45:08.504
16	1	3:20.003	53.073	1:36.643	50.287	151.9	48:28.507
17	1	2:43.684	47.320	1:14.316	42.048	219.9	51:12.191
18	1	2:43.212	44.853	1:15.797	42.562	222.7	53:55.403
19	1	2:42.332	45.239	1:14.655	42.438	213.9	56:37.735

23 — Chevron B27S 1974
1.Kyle TILLEY — P+2L

Lap	D	Time	Sector 1	Sector 2	Sector 3	T. Spd	Elapsed
1	1	2:41.183	46.632	1:12.853	41.698		2:41.183
2	1	2:39.155	45.090	1:11.925	42.140	202.1	5:20.338
3	1	2:55.801	46.344	1:20.839	48.618	185.2	8:16.139
4	1	2:56.295	49.458	1:20.394	46.443	194.7	11:12.434
5	1	2:59.278	52.016	1:22.256	45.006	175.4	14:11.712
6	1	2:55.783	49.977	1:20.807	44.999	199.7	17:07.495
7	1	2:48.247	47.675	1:16.976	43.596	192.2	19:55.742
8	1	2:47.490	45.644	1:18.661	43.185	193.3	22:43.232
9	1	2:48.171	46.480	1:17.190	44.501	199.3	25:31.403
10	1	7:27.753 B	5:24.091	1:19.316	44.346	177.2	32:59.156

26 — Chevron B36 1976
1.Claude LE JEAN
2.Lucien ROSSIAUD — P-2L

Lap	D	Time	Sector 1	Sector 2	Sector 3	T. Spd	Elapsed
1	1	3:08.424	59.617	1:21.387	47.420		3:08.424
2	1	3:36.862	52.640	1:48.058	56.164	150.4	6:45.286
3	1	3:31.092	58.283	1:37.967	54.842	145.0	10:16.378
4	1	3:14.702	52.007	1:30.878	51.817	176.3	13:31.080
5	1	3:10.926	51.709	1:30.028	49.189	178.7	16:42.006
6	1	3:07.885	50.652	1:27.006	50.227	166.0	19:49.891
7	1	3:07.504	49.786	1:28.727	48.991	184.2	22:57.395
8	1	3:09.279	51.789	1:27.784	49.706	178.1	26:06.674
9	2	5:56.068 B	3:37.428	1:28.932	49.708	159.3	32:02.742
10	2	3:04.598	50.201	1:26.927	47.470	169.3	35:07.340
11	2	3:04.986	50.262	1:27.331	47.393	199.7	38:12.326
12	2	3:42.177	50.638	1:50.752	1:00.787	180.0	41:54.503
13	2	3:10.537	49.872	1:30.208	50.457	195.5	45:05.040
14	2	3:21.290	52.686	1:37.091	51.513	157.3	48:26.330
15	2	2:59.905	50.794	1:23.272	45.839	180.0	51:26.235
16	2	3:01.258	49.721	1:25.206	46.331	196.6	54:27.493
17	2	2:59.416	49.485	1:24.113	45.818	200.1	57:26.909

32 — Lola T296 1976
1.Bert SMEETS — P-2L

Lap	D	Time	Sector 1	Sector 2	Sector 3	T. Spd	Elapsed
1	1	3:53.666	58.674	1:32.032	1:22.960		3:53.666

42 — Chevron B36 1979
1.Philipp BRUEHWILER — P-2L

Lap	D	Time	Sector 1	Sector 2	Sector 3	T. Spd	Elapsed
1	1	2:42.436	48.300	1:12.937	41.199		2:42.436
2	1	2:38.034	44.339	1:11.748	41.947	237.2	5:20.470
3	1	3:02.249	46.957	1:19.557	55.735	207.4	8:22.719
4	1	2:51.548	47.555	1:19.497	44.496	216.6	11:14.267
5	1	2:47.476	46.571	1:17.557	43.348	217.1	14:01.743
6	1	2:54.332	53.839	1:17.744	42.749	222.7	16:56.075
7	1	2:46.786	45.431	1:18.372	42.983	229.8	19:42.861
8	1	2:46.697	45.949	1:16.612	44.136	214.8	22:29.558

HISTORIC RACING BY PETER AUTO

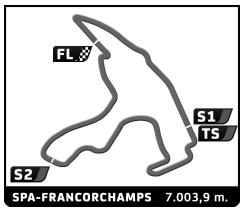

CLASSIC ENDURANCE RACING 2
SPA CLASSIC
RACE
Sector Analysis

Personal Best | Session Best | **B** Crossing the finish line in pit lane

Lap	D	Time	Sector 1	Sector 2	Sector 3	T. Spd	Elapsed
9	1	2:44.506	45.433	1:16.359	42.714	220.8	25:14.064
10	1	5:13.439 B	3:12.332	1:18.028	43.079	206.1	30:27.503
11	1	2:44.494	45.549	1:17.085	41.860	227.2	33:11.997
12	1	2:42.871	44.944	1:16.100	41.827	232.4	35:54.868
13	1	2:41.548	44.524	1:15.563	41.461	223.7	38:36.416
14	1	3:21.338	44.481	1:42.383	54.474	219.9	41:57.754
15	1	3:09.269	49.514	1:29.027	50.728	175.7	45:07.023
16	1	3:20.253	53.096	1:36.443	50.714	138.7	48:27.276
17	1	2:44.131	46.369	1:15.676	42.086	221.8	51:11.407
18	1	2:45.647	45.709	1:17.029	42.909	235.0	53:57.054
19	1	2:40.840	43.939	1:15.021	41.880	221.3	56:37.894

52 — TOJ SC304 1976
1.Yves SCEMAMA — P+2L

Lap	D	Time	Sector 1	Sector 2	Sector 3	T. Spd	Elapsed
1	1	2:29.441	42.188	1:09.196	38.057		2:29.441
2	1	2:27.339	40.750	1:08.350	38.239	229.2	4:56.780
3	1	2:44.579	44.846	1:17.287	42.446	212.6	7:41.359
4	1	2:46.414	45.552	1:17.731	43.131	195.5	10:27.773
5	1	2:43.982	44.663	1:17.036	42.283	188.3	13:11.755
6	1	2:39.129	43.459	1:14.764	40.906	200.5	15:50.884
7	1	2:38.298	42.893	1:14.735	40.670	202.1	18:29.182
8	1	2:39.980	43.097	1:15.536	41.347	197.8	21:09.162
9	1	2:37.985	42.611	1:14.891	40.483	206.5	23:47.147
10	1	2:40.604	44.581	1:15.576	40.447	206.1	26:27.751
11	1	2:53.131	43.150	1:23.229	46.752	232.4	29:20.882

54 — Porsche 935 1979
1.Dennis BUSCH
2.Marc BUSCH — GT2

Lap	D	Time	Sector 1	Sector 2	Sector 3	T. Spd	Elapsed
1	1	2:35.935	44.943	1:11.304	39.688		2:35.935
2	1	2:32.771	42.934	1:10.162	39.675	197.4	5:08.706
3	1	2:54.671	47.271	1:21.603	45.797	178.4	8:03.377
4	1	2:51.392	46.608	1:20.759	44.025	178.1	10:54.769
5	1	2:46.027	44.777	1:18.310	42.940	183.9	13:40.796
6	1	2:46.714	45.583	1:17.873	43.258	179.7	16:27.510
7	1	2:45.025	45.490	1:16.996	42.539	180.3	19:12.535
8	1	2:44.050	45.022	1:16.466	42.562	187.6	21:56.585
9	1	2:44.321	45.019	1:16.521	42.781	174.8	24:40.906
10	1	2:45.130	45.223	1:16.694	43.213	176.9	27:26.036
11	1	2:45.540	45.110	1:17.298	43.132	176.9	30:11.576
12	1	2:45.227	45.988	1:16.436	42.803	174.8	32:56.803
13	2	5:21.300 B	3:21.284	1:17.225	42.791	211.7	38:18.103
14	2	3:35.780	46.725	1:47.847	1:01.208	184.9	41:53.883
15	2	3:09.604	49.665	1:29.585	50.354	172.7	45:03.487
16	2	3:21.016	53.281	1:36.675	51.060	158.8	48:24.503
17	2	2:43.700	44.727	1:16.594	42.379	206.1	51:08.203
18	2	2:49.148	44.174	1:19.724	45.250	206.5	53:57.351
19	2	2:41.951	44.507	1:15.362	42.082	195.9	56:39.302

59 — BMW M1 Procar 1979
1.Sebastian GLASER — GT2

Lap	D	Time	Sector 1	Sector 2	Sector 3	T. Spd	Elapsed
1	1	2:41.550					2:41.550
2	1	2:39.411					5:20.961
3	1	2:52.725					8:13.686
4	1	2:52.246					11:05.932
5	1	2:48.774					13:54.706
6	1	2:47.685					16:42.391
7	1	2:47.148					19:29.539
8	1	2:46.611					22:16.150
9	1	2:45.913					25:02.063
10	1	2:47.191					27:49.254
11	1	2:49.955					30:39.209
12	1	5:13.374 B					35:52.583
13	1	2:43.252					38:35.835
14	1	3:22.996					41:58.831
15	1	3:09.130					45:07.961
16	1	3:20.008					48:27.969
17	1	2:44.851					51:12.820
18	1	2:43.126					53:55.946

60 — Chevron B23 1973
1. JUNIOR
2. GUY — P-2L

Lap	D	Time	Sector 1	Sector 2	Sector 3	T. Spd	Elapsed
1	2	2:55.638	53.322	1:18.275	44.041		2:55.638
2	2	2:45.563	47.717	1:14.697	43.149	203.7	5:41.201
3	2	3:04.854	48.920	1:27.755	48.179	189.3	8:46.055
4	2	3:01.048	49.856	1:24.377	46.815	180.3	11:47.103
5	2	2:58.205	48.914	1:21.961	47.330	189.3	14:45.308
6	2	2:56.735	48.360	1:22.209	46.166	194.4	17:42.043
7	2	2:52.757	47.657	1:20.775	44.325	194.4	20:34.800
8	2	2:53.586	47.432	1:21.269	44.885	182.9	23:28.386
9	2	2:51.791	47.897	1:20.097	43.797	184.9	26:20.177
10	2	2:51.308	46.576	1:20.188	44.544	200.1	29:11.485
11	1	5:38.312 B	3:28.291	1:23.334	46.687	169.0	34:49.797
12	1	2:52.454	48.011	1:19.900	44.543	187.3	37:42.251
13	1	3:32.802	48.236	1:27.702	1:16.864	171.5	41:15.053
14	1	3:40.006	53.731	1:46.024	1:00.251	121.6	44:55.059
15	1	3:27.864	58.485	1:38.216	51.163	135.4	48:22.923
16	1	4:07.589 B	2:02.689	1:19.442	45.458	176.6	52:30.512
17	1	2:50.588	46.554	1:18.980	45.054	199.3	55:21.100
18	1	2:48.682	46.721	1:18.444	43.517	190.4	58:09.782

71 — Chevron B21/19 1972
1.Louis HANJOUL — P-2L

Lap	D	Time	Sector 1	Sector 2	Sector 3	T. Spd	Elapsed
1	1	3:14.370	1:01.005	1:24.035	49.330		3:14.370
2	1	3:33.080	51.772	1:42.183	59.125	169.0	6:47.450
3	1	3:36.727	59.056	1:42.008	55.663	140.6	10:24.177
4	1	3:25.929	55.867	1:36.004	54.058	156.8	13:50.106
5	1	3:21.136	55.413	1:33.986	51.737	153.5	17:11.242
6	1	3:15.122	53.306	1:30.979	50.837	178.4	20:26.364
7	1	3:15.956	54.362	1:30.617	50.977	164.9	23:42.320
8	1	3:15.323	51.642	1:31.841	51.840	193.6	26:57.643
9	1	3:15.422	51.625	1:31.960	51.837	191.8	30:13.065
10	1	6:02.241 B	3:41.833	1:29.912	50.496	173.6	36:15.306
11	1	3:10.464	52.069	1:29.695	48.700	159.5	39:25.770
12	1	4:14.872	1:25.353	1:54.999	54.520	84.1	43:40.642
13	1	3:14.187	56.443	1:28.335	49.409	166.0	46:54.829
14	1	3:11.176	53.171	1:29.727	48.278	182.9	50:06.005
15	1	3:01.508	49.909	1:24.399	47.200	194.4	53:07.513
16	1	3:00.425	49.913	1:23.611	46.901	205.3	56:07.938
17	1	3:00.829	49.358	1:23.970	47.501	198.1	59:08.767

73 — Osella PA8 1977
1.Jean-Michel VILLOT — P-2L

Lap	D	Time	Sector 1	Sector 2	Sector 3	T. Spd	Elapsed
1	1	2:55.928	52.137	1:19.204	44.587		2:55.928
2	1	2:45.700	47.875	1:14.543	43.282	207.8	5:41.628

HISTORIC RACING BY PETER AUTO

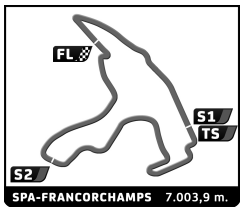

CLASSIC ENDURANCE RACING 2
SPA CLASSIC
RACE

Sector Analysis

Personal Best | Session Best | **B** Crossing the finish line in pit lane

Lap	D	Time	Sector 1	Sector 2	Sector 3	T. Spd	Elapsed
3	1	3:04.834	49.767	1:25.098	49.969	197.4	8:46.462
4	1	3:01.193	51.350	1:23.637	46.206	192.5	11:47.655
5	1	2:56.358	49.298	1:22.609	44.451	184.5	14:44.013
6	1	2:49.953	46.791	1:19.051	44.111	200.9	17:33.966
7	1	2:49.002	48.599	1:17.068	43.335	200.1	20:22.968
8	1	2:46.992	47.531	1:16.826	42.635	208.7	23:09.960
9	1	2:48.344	46.690	1:18.244	43.410	209.1	25:58.304
10	1	5:20.349 **B**	3:19.241	1:18.306	42.802	197.4	31:18.653
11	1	2:46.587	46.315	1:17.694	42.578	213.9	34:05.240
12	1	2:47.094	46.930	1:17.681	42.483	213.0	36:52.334
13	1	2:48.060	47.082	1:17.862	43.116	182.2	39:40.394
14	1	4:00.656	1:25.796	1:40.608	54.252	81.1	43:41.050
15	1	3:14.198	56.346	1:28.511	49.341	164.9	46:55.248
16	1	2:52.735	53.303	1:18.019	41.413	179.4	49:47.983
17	1	2:42.259	45.440	1:14.669	42.150	213.9	52:30.242
18	1	2:41.370	45.673	1:14.481	41.216	218.5	55:11.612
19	1	2:41.157	45.571	1:13.593	41.993	217.5	57:52.769

85 Lola T292 1973
1.Tony SINCLAIR — P-2L

Lap	D	Time	Sector 1	Sector 2	Sector 3	T. Spd	Elapsed
1	1	2:40.465	46.170	1:12.655	41.640		2:40.465
2	1	2:36.004	44.632	1:10.647	40.725	207.4	5:16.469
3	1	2:48.978	45.266	1:19.357	44.355	185.2	8:05.447
4	1	2:50.386	47.026	1:18.494	44.866	177.5	10:55.833
5	1	2:46.154	45.785	1:16.595	43.774	194.4	13:41.987
6	1	2:46.351	46.205	1:17.381	42.765	197.8	16:28.338
7	1	2:45.172	45.403	1:16.803	42.966	204.1	19:13.510
8	1	2:44.257	45.370	1:16.129	42.758	189.3	21:57.767
9	1	2:45.255	45.664	1:16.642	42.949	196.2	24:43.022
10	1	2:47.372	45.445	1:18.331	43.596	204.9	27:30.394
11	1	5:28.725 **B**	3:28.918	1:16.182	43.625	196.6	32:59.119
12	1	2:44.072	45.409	1:16.444	42.219	194.7	35:43.191
13	1	2:43.814	45.257	1:16.726	41.831	216.2	38:27.005
14	1	3:29.293	45.144	1:43.580	1:00.569	194.4	41:56.298
15	1	3:10.087	49.863	1:29.654	50.570	185.6	45:06.385
16	1	3:20.155	52.956	1:36.603	50.596	149.3	48:26.540
17	1	2:42.189	46.317	1:14.070	41.802	217.5	51:08.729
18	1	2:40.592	45.803	1:13.877	40.912	208.2	53:49.321
19	1	2:39.441	44.311	1:13.281	41.849	210.4	56:28.762

88 BMW M1 Procar 1979
1.Steven OSBORNE
2.Chris WARD — GT2

Lap	D	Time	Sector 1	Sector 2	Sector 3	T. Spd	Elapsed
1	1	2:55.404	49.430	1:18.828	47.146		2:55.404
2	1	2:57.223	49.636	1:21.726	45.861	172.1	5:52.627
3	1	3:08.278	52.737	1:26.140	49.401	185.9	9:00.905
4	1	3:05.543	50.913	1:24.962	49.668	188.3	12:06.448
5	1	3:03.491	50.783	1:23.535	49.173	198.9	15:09.939
6	1	3:02.085	50.569	1:23.378	48.138	194.0	18:12.024
7	1	3:04.639	51.446	1:24.425	48.768	187.9	21:16.663
8	1	3:06.095	51.313	1:25.100	49.682	185.6	24:22.758
9	1	3:06.020	51.699	1:25.837	48.484	182.6	27:28.778
10	2	5:41.218 **B**	3:30.338	1:23.854	47.026	158.0	33:09.996
11	2	2:55.238	48.477	1:21.728	45.033	175.7	36:05.234
12	2	2:55.720	48.516	1:22.045	45.159	185.2	39:00.954
13	2	3:25.221	1:02.795	1:36.306	46.120	88.0	42:26.175
14	2	3:43.440	54.831	1:41.366	1:07.243	115.9	46:09.615
15	2	3:13.755	57.867	1:31.926	43.962	155.4	49:23.370
16	2	2:51.855	48.015	1:19.525	44.315	179.1	52:15.225
17	2	2:51.427	47.314	1:19.388	44.725	177.2	55:06.652
18	2	2:52.908	47.070	1:21.333	44.505	186.6	57:59.560

98 Lola T298 1979
1.James FARLEY — P-2L

Lap	D	Time	Sector 1	Sector 2	Sector 3	T. Spd	Elapsed
1	1	2:58.328	57.166	1:15.351	45.811		2:58.328
2	1	3:07.215	47.472	1:26.931	52.812	198.5	6:05.543

99 Lola T292 1973
1.Cal MEEKER — P+2L

Lap	D	Time	Sector 1	Sector 2	Sector 3	T. Spd	Elapsed
1	1	2:41.676	49.231	1:12.636	39.809		2:41.676
2	1	2:32.140	42.963	1:10.023	39.154	228.7	5:13.816
3	1	2:50.374	43.147	1:23.025	44.202	204.9	8:04.190
4	1	2:49.432	45.986	1:19.802	43.644	203.7	10:53.622
5	1	2:46.203	44.144	1:19.671	42.388	199.3	13:39.825
6	1	2:44.587	42.979	1:19.837	41.771	212.6	16:24.412
7	1	2:43.802	42.893	1:18.707	42.202	211.7	19:08.214
8	1	2:44.594	43.419	1:18.804	42.371	223.2	21:52.808

100 Porsche 935 K3 1980
1.Jim NORMAN — GT2

Lap	D	Time	Sector 1	Sector 2	Sector 3	T. Spd	Elapsed
1	1	3:14.077	49.734	1:18.736	1:05.607		3:14.077
2	1	3:36.266	46.778	1:50.438	59.050	169.8	6:50.343

131 Chevron B31 1975
1.Douglas TITFORD
2.Trevor REEVES — P-2L

Lap	D	Time	Sector 1	Sector 2	Sector 3	T. Spd	Elapsed
1	2	2:56.222	56.107	1:15.593	44.522		2:56.222
2	2	2:39.721	46.073	1:11.432	42.216	207.8	5:35.943
3	2	2:57.743	47.496	1:24.537	45.710	192.9	8:33.686
4	2	2:52.419	48.077	1:20.001	44.341	200.5	11:26.105
5	2	2:46.835	47.335	1:17.023	42.477	204.5	14:12.940
6	2	2:51.351	49.912	1:17.640	43.799	210.8	17:04.291
7	2	2:48.451	46.177	1:17.353	44.921	209.1	19:52.742
8	2	2:53.159	48.193	1:21.152	43.814	205.3	22:45.901
9	2	2:55.228	47.586	1:22.450	45.192	210.8	25:41.129
10	2	3:04.691	51.471	1:25.779	47.441	176.9	28:45.820
11	1	6:05.840 **B**	3:54.225	1:24.062	47.553	157.3	34:51.660
12	1	3:03.839	50.856	1:25.548	47.435	200.1	37:55.499
13	1	3:48.311	51.214	1:53.429	1:03.668	147.5	41:43.810
14	1	3:18.604	56.593	1:31.899	50.112	136.0	45:02.414
15	1	3:21.791	53.765	1:36.310	51.716	160.5	48:24.205
16	1	3:04.023	52.796	1:24.682	46.545	175.4	51:28.228
17	1	3:03.765	52.440	1:24.343	46.982	184.2	54:31.993
18	1	3:00.944	51.152	1:23.695	46.097	192.9	57:32.937

188 March 75S 1975
1.Kevin COOKE — P-2L

Lap	D	Time	Sector 1	Sector 2	Sector 3	T. Spd	Elapsed
1	1	3:27.146	1:00.798	1:29.090	57.258		3:27.146

HISTORIC RACING BY PETER AUTO