


# CLASSIC ENDURANCE RACING 1

## SPA CLASSIC RACE

### Sector Analysis

■ Personal Best ■ Session Best B Crossing the finish line in pit lane

Lap	D	Time	Sector 1	Sector 2	Sector 3	T. Spd	Elapsed	Lap	D	Time	Sector 1	Sector 2	Sector 3	T. Spd	Elapsed	
<b>2</b>		Lola T210 1970 1. Frank JACOB P+2L														
1	1	3:14.212	58.445	1:29.407	46.360		3:14.212	13	1	2:42.283	45.218	1:15.338	41.727	194.0	39:07.248	
2	1	3:00.403	49.835	1:25.334	45.234	173.3	6:14.615	14	1	3:20.815	46.540	1:33.908	1:00.367	142.0	42:28.063	
3	1	2:56.254	48.531	1:23.190	44.533	164.9	9:10.869	15	1	2:42.170	45.434	1:15.824	40.912	187.6	45:10.233	
4	1	2:51.884	47.786	1:20.308	43.790	202.1	12:02.753	16	1	2:39.667	43.950	<b>1:14.398</b>	41.319	199.3	47:49.900	
5	1	2:50.765	47.178	1:19.380	44.207	197.4	14:53.518									
6	1	2:54.420	47.102	1:20.025	47.293	194.0	17:47.938									
7	1	3:31.727	47.847	1:37.078	1:06.802	184.5	21:19.665									
8	1	2:55.678	46.889	1:25.227	43.562	170.4	24:15.343									
9	1	2:52.247	47.694	1:21.638	42.915	172.7	27:07.590									
10	1	2:47.027	47.083	1:16.904	43.040	200.9	29:54.617									
11	1	5:19.990	<b>B</b> 3:17.023	1:17.741	45.226	184.2	35:14.607									
12	1	2:50.060	47.057	1:20.075	42.928	215.2	38:04.667									
13	1	3:02.390	48.598	1:25.649	48.143	169.8	41:07.057									
14	1	2:59.743	53.541	1:22.253	43.949	177.2	44:06.800									
15	1	2:50.360	47.991	1:18.230	44.139	189.0	46:57.160									
16	1	2:49.655	47.666	1:18.525	43.464	197.4	49:46.815									
17	1	2:50.994	49.568	1:18.543	42.883	194.7	52:37.809									
18	1	2:48.507	48.061	1:17.562	42.884	203.3	55:26.316									
19	1	<b>2:44.833</b>	46.806	<b>1:16.103</b>	<b>41.924</b>	200.1	58:11.149									
20	1	2:46.819	<b>46.731</b>	1:17.222	42.866	198.5	1:00:57.968									
21	1	2:47.141	47.042	1:16.792	43.307	188.6	1:03:45.109									
<b>3</b>		Lola T70 Mk.3B 1968 1. Jason STUART WRIGHT P+2L														
1	1	2:55.456	49.379	1:21.929	44.148		2:55.456									
2	1	2:49.127	45.153	1:20.147	43.827	201.7	5:44.583									
3	1	2:47.950	44.326	1:20.246	43.378	217.5	8:32.533									
4	1	2:46.566	45.961	1:18.578	42.027	187.6	11:19.099									
5	1	2:43.745	44.546	1:17.735	41.464	192.9	14:02.844									
6	1	2:48.851	44.419	1:17.306	47.126	213.4	16:51.695									
7	1	4:09.067	1:10.708	1:55.504	1:02.855	98.0	21:00.762									
8	1	2:42.146	44.073	1:16.305	41.768	217.5	23:42.908									
9	1	2:41.610	43.611	1:16.184	41.815	205.7	26:24.518									
10	1	2:41.578	44.010	1:16.195	41.373	202.5	29:06.096									
11	1	<b>2:40.943</b>	<b>43.337</b>	1:16.224	41.382	205.3	31:47.039									
12	1	5:22.213	<b>B</b> 3:25.529	<b>1:15.693</b>	<b>40.991</b>	190.7	37:09.252									
13	1	2:53.315	45.864	1:19.300	48.151	211.7	40:02.567									
14	1	2:58.997	49.572	1:25.219	44.206	186.2	43:01.564									
15	1	2:44.952	44.022	1:17.776	43.154	190.7	45:46.516									
<b>4</b>		Porsche 908/03 1971 1. Henrique GEMPERLE P+2L 2. Marc de SIEBENTHAL														
1	2	2:43.938	45.758	1:17.506	40.674		2:43.938									
2	2	2:39.582	<b>43.921</b>	1:15.328	40.333	197.4	5:23.520									
3	2	2:40.125	44.098	1:15.556	40.471	206.1	8:03.645									
4	2	2:41.227	44.475	1:15.992	40.760	201.3	10:44.872									
5	2	2:43.356	44.069	1:17.170	42.117	192.9	13:28.228									
6	2	2:45.144	46.388	1:16.847	41.909	200.9	16:13.372									
7	2	3:24.247	50.554	1:33.586	1:00.107	122.3	19:37.619									
8	2	3:19.054	59.898	1:31.558	47.598	138.0	22:56.673									
9	2	2:42.208	45.033	1:16.880	40.295	191.1	25:38.881									
10	2	2:39.697	44.519	1:15.179	39.999	201.7	28:18.578									
11	2	<b>2:39.030</b>	44.265	1:14.926	<b>39.839</b>	208.2	30:57.608									
12	1	5:27.357	<b>B</b> 3:25.590	1:19.486	42.281	177.5	36:24.965									
<b>6</b>		Porsche 911 Carrera RSR 2.8L (C) 1973 1. Kurt THIEL GT1														
1	1	3:31.659	1:12.538	1:30.064	49.057		3:31.659									
2	1	3:08.220	52.550	1:26.968	48.702	176.0	6:39.879									
3	1	3:03.421	51.722	1:24.937	46.762	186.9	9:43.300									
4	1	3:05.571	51.693	1:26.067	47.811	169.8	12:48.871									
5	1	3:04.257	51.353	1:24.734	48.170	193.6	15:53.128									
6	1	3:23.796	51.868	1:28.719	1:03.209	187.6	19:16.924									
7	1	3:09.028	54.179	1:27.768	47.081	162.8	22:25.952									
8	1	6:27.168	<b>B</b> 4:13.577	1:25.769	47.822	167.3	28:53.120									
9	1	3:01.803	51.758	<b>1:23.376</b>	46.669	197.8	31:54.923									
10	1	3:02.118	51.474	1:24.195	<b>46.449</b>	193.6	34:57.041									
11	1	3:02.836	51.802	1:24.458	46.576	199.7	37:59.877									
12	1	3:06.722	52.871	1:25.625	48.226	179.4	41:06.599									
13	1	3:05.382	53.157	1:25.239	46.986	188.6	44:11.981									
14	1	3:02.479	51.375	1:23.999	47.105	200.1	47:14.460									
15	1	3:02.744	51.392	1:24.296	47.056	199.7	50:17.204									
16	1	3:04.203	51.796	1:24.652	47.755	198.5	53:21.407									
17	1	3:05.050	51.045	1:25.115	48.890	206.5	56:26.457									
18	1	3:02.287	51.932	1:23.618	46.737	202.5	59:28.744									
19	1	<b>3:01.620</b>	<b>50.873</b>	1:23.510	47.237	204.1	1:02:30.364									
<b>7</b>		Lola T70 Mk.3B 1969 1. Toni SEILER P+2L														
1	1	2:56.506	49.239	1:22.432	44.835		2:56.506									
2	1	2:49.040	45.783	1:20.401	42.856	179.7	5:45.546									
3	1	2:47.325	44.881	1:19.200	43.244	197.8	8:32.871									
4	1	2:45.351	45.491	1:17.991	41.869	186.2	11:18.222									
5	1	2:43.820	44.973	1:17.371	41.476	188.6	14:02.042									
6	1	2:50.190	45.723	1:17.257	47.210	186.2	16:52.232									
7	1	4:08.821	1:11.159	1:55.388	1:02.274	98.4	21:01.053									
8	1	2:45.407	46.818	1:16.895	41.694	195.5	23:46.460									
9	1	2:44.043	44.989	1:16.010	43.044	194.0	26:30.503									
10	1	2:43.558	45.061	1:16.527	41.970	186.2	29:14.061									
11	1	5:19.281	<b>B</b> 3:19.914	1:16.834	42.533	177.8	34:33.342									
12	1	2:42.031	44.940	1:15.912	41.179	195.9	37:15.373									
13	1	3:08.385	45.161	1:31.216	52.008	182.9	40:23.758									
14	1	3:11.700	1:01.341	1:27.867	42.492	149.0	43:35.458									
15	1	<b>2:38.118</b>	43.254	1:14.281	<b>40.583</b>	191.5	46:13.576									
16	1	2:39.293	<b>43.132</b>	1:14.596	41.565	202.1	48:52.869									
17	1	2:39.802	43.521	1:15.239	41.042	210.8	51:32.671									
18	1	2:39.261	43.774	<b>1:13.438</b>	42.049	199.3	54:11.932									
19	1	2:42.528	43.383	1:16.058	43.087	186.2	56:54.460									
20	1	2:41.889	44.532	1:16.372	40.985	210.8	59:36.349									
21	1	2:39.662	43.757	1:15.120	40.785	184.5	1:02:16.011									
<b>11</b>		Ford GT40 (C) 1965 1. Frederic WAKEMAN GT1 2. Mike GRANT-PETERKIN														
1	1	3:09.624	57.326	1:25.971	46.327		3:09.624									
2	1	2:55.926	47.834	1:22.683												



# CLASSIC ENDURANCE RACING 1 SPA CLASSIC RACE

## Sector Analysis

Personal Best Session Best B Crossing the finish line in pit lane

Lap	D	Time	Sector 1	Sector 2	Sector 3	T. Spd	Elapsed	Lap	D	Time	Sector 1	Sector 2	Sector 3	T. Spd	Elapsed
5	1	2:51.074	46.790	1:20.506	43.778	173.9	14:46.251	17	2	2:35.834	44.002	1:11.534	40.298	214.8	51:32.216
6	1	2:55.631	45.093	1:21.706	48.832	178.4	17:41.882	18	2	<b>2:33.987</b>	<b>43.595</b>	1:10.407	39.985	222.7	54:06.203
7	1	3:36.103	48.218	1:41.176	1:06.709	155.9	21:17.985	19	2	2:37.182	45.908	1:11.316	39.958	210.4	56:43.385
8	1	2:59.287	47.314	1:27.413	44.560	151.9	24:17.272	20	2	2:36.440	45.483	1:11.557	<b>39.400</b>	218.9	59:19.825
9	1	2:52.656	46.035	1:22.040	44.581	162.3	27:09.928	21	2	2:35.662	43.843	<b>1:09.980</b>	41.839	224.2	1:01:55.487
10	1	2:49.632	45.873	1:19.815	43.944	183.2	29:59.560								
11	2	5:58.618 <b>B</b>	3:57.443	1:19.070	42.105	167.1	35:58.178								
12	2	2:55.201	45.446	1:18.001	51.754	188.3	38:53.379								
13	2	3:33.801	57.844	1:34.777	1:01.180	138.3	42:27.180								
14	2	2:48.807	48.646	1:18.302	41.859	169.8	45:15.987								
15	2	<b>2:42.539</b>	<b>44.132</b>	<b>1:16.253</b>	42.154	192.5	47:58.526								
16	2	2:45.084	45.088	1:17.152	42.844	180.6	50:43.610								
17	2	2:46.223	44.697	1:18.944	42.582	205.3	53:29.833								
18	2	2:44.897	46.256	1:16.258	42.383	184.5	56:14.730								
19	2	2:45.271	45.683	1:17.528	42.060	191.5	59:00.001								
20	2	2:42.747	44.427	1:16.876	<b>41.444</b>	191.8	1:01:42.748								

12		Chevron B16 1970		P-2L			
		1.Thomas DOZIN					
1	1	3:41.103	1:19.540	1:31.853	49.710	3:41.103	
2	1	3:08.018	49.287	1:27.313	51.418	175.7	6:49.121
3	1	3:01.519	50.798	1:23.790	46.931	167.9	9:50.640
4	1	3:00.287	48.772	1:25.116	46.399	171.8	12:50.927
5	1	3:00.365	49.315	1:23.224	47.826	195.1	15:51.292
6	1	3:23.845	50.636	1:30.609	1:02.600	181.6	19:15.137
7	1	3:06.720	54.266	1:26.747	45.707	166.8	22:21.857
8	1	2:54.374	48.528	1:20.395	45.451	178.4	25:16.231
9	1	6:30.892 <b>B</b>	4:20.639	1:24.295	45.958	164.4	31:47.123
10	1	<b>2:52.720</b>	48.114	1:20.102	<b>44.504</b>	182.9	34:39.843
11	1	2:54.204	<b>47.845</b>	1:21.562	44.797	181.6	37:34.047
12	1	3:04.329	50.228	1:24.738	49.363	190.4	40:38.376
13	1	3:11.548	58.496	1:26.313	46.739	137.1	43:49.924
14	1	3:01.814	50.346	1:23.606	47.862	159.5	46:51.738
15	1	2:54.733	47.915	1:19.515	47.303	181.9	49:46.471
16	1	2:58.138	50.269	1:21.945	45.924	187.9	52:44.609
17	1	2:53.934	47.918	1:20.000	46.016	177.8	55:38.543
18	1	2:54.962	48.690	1:20.620	45.652	195.9	58:33.505
19	1	2:54.202	49.656	<b>1:18.707</b>	45.839	187.9	1:01:27.707


15		Chevron B19 1971		P-2L			
		1.John EMBERSON					
		2.Nigel GREENSALL					
1	1	3:34.125	1:19.816	1:27.441	46.868	3:34.125	
2	1	2:57.720	50.347	1:22.099	45.274	179.1	6:31.845
3	1	2:51.768	47.988	1:19.792	43.988	175.7	9:23.613
4	1	2:49.503	47.137	1:19.401	42.965	175.7	12:13.116
5	1	2:48.481	46.155	1:19.420	42.906	174.5	15:01.597
6	1	2:48.591	46.857	1:17.953	43.781	188.3	17:50.188
7	1	3:29.956	47.024	1:36.400	1:06.532	181.3	21:20.144
8	1	2:56.320	46.765	1:25.600	43.955	175.7	24:16.464
9	1	2:47.826	46.463	1:18.302	43.061	178.7	27:04.290
10	1	2:45.094	46.108	1:16.258	42.728	181.9	29:49.384
11	2	5:17.934 <b>B</b>	3:24.628	1:13.005	40.301	196.6	35:07.318
12	2	2:34.629	44.097	1:10.726	39.806	218.9	37:41.947
13	2	2:57.687	44.996	1:22.658	50.033	203.7	40:39.634
14	2	3:04.294	58.550	1:23.104	42.640	133.3	43:43.928
15	2	2:37.384	44.240	1:12.279	40.865	212.1	46:21.312
16	2	2:35.070	43.810	1:10.504	40.756	221.8	48:56.382

18		Lola T70 Mk.3B 1969		P+2L			
		1.David HART					
		2.Olivier HART					
1	2	2:41.915	44.612	1:16.426	40.877	2:41.915	
2	2	2:38.317	42.910	1:15.397	40.010	205.3	5:20.232
3	2	2:37.386	42.385	1:14.652	40.349	198.1	7:57.618
4	2	2:32.291	41.315	1:12.324	38.652	231.8	10:29.909
5	2	2:33.966	41.485	1:13.755	38.726	199.7	13:03.875
6	2	2:39.538	42.381	1:16.191	40.966	201.3	15:43.413
7	2	3:02.129	43.029	1:20.801	58.299	224.7	18:45.542
8	2	3:15.856	1:04.014	1:30.793	41.049	144.6	22:01.398
9	2	2:32.148	42.211	1:11.625	<b>38.312</b>	215.7	24:33.546
10	2	2:36.441	41.491	1:13.793	41.157	197.8	27:09.987
11	2	5:12.547 <b>B</b>	3:21.464	1:12.180	38.903	209.9	32:22.534
12	2	2:31.459	41.631	1:10.641	39.187	233.4	34:53.993
13	2	2:32.879	<b>41.308</b>	1:12.644	38.927	207.0	37:26.872
14	2	3:00.596	47.209	1:20.716	52.671	171.0	40:27.468
15	2	3:06.520	1:02.423	1:23.750	40.347	163.6	43:33.988
16	2	2:33.143	41.741	1:12.303	39.099	211.7	46:07.131
17	2	2:33.361	42.005	1:12.179	39.177	207.8	48:40.492
18	2	2:34.075	43.346	1:11.983	38.746	202.5	51:14.567
19	2	<b>2:30.127</b>	42.354	<b>1:09.459</b>	38.314	228.7	53:44.694
20	2	2:33.187	41.484	1:12.266	39.437	219.9	56:17.881
21	2	2:34.449	42.790	1:11.888	39.771	234.0	58:52.330
22	2	2:33.246	42.647	1:11.104	39.495	214.8	1:01:25.576

19		Chevron B19 1971		P-2L			
		1.Rolf SIGRIST					
1	1	3:15.993	59.789	1:28.850	47.354	3:15.993	
2	1	2:59.927	48.512	1:25.375	46.040	161.3	6:15.920
3	1	2:57.206	48.381	1:23.369	45.456	163.3	9:13.126
4	1	2:55.147	46.872	1:22.533	45.742	197.0	12:08.273
5	1	2:56.383	48.382	1:22.444	45.557	186.6	15:04.656
6	1	2:53.386	46.284	1:21.163	45.939	194.7	17:58.042
7	1	3:24.628	48.170	1:30.626	1:05.832	158.8	21:22.670
8	1	2:58.372	46.852	1:25.968	45.552	170.4	24:21.042
9	1	2:50.806	46.079	1:19.371	45.356	189.3	27:11.848
10	1	2:48.306	46.626	1:18.764	42.916	192.9	30:00.154
11	1	2:46.999	46.283	1:17.587	43.129	201.3	32:47.153
12	1	5:27.511 <b>B</b>	3:23.930	1:19.992	43.589	183.6	38:14.664
13	1	3:53.309	1:08.676	1:49.698	54.935	90.0	42:07.973
14	1	2:45.681	45.885	1:16.575	43.221	198.9	44:53.654
15	1	2:45.397	45.264	1:17.839	42.294	196.2	47:39.051
16	1	<b>2:44.700</b>	45.286	1:17.067	42.347	194.7	50:23.751
17	1	2:47.478	<b>44.996</b>	1:19.224	43.258	197.0	53:11.229
18	1	2:45.397	45.162	1:17.830	42.405	191.5	55:56.626
19	1	2:54.409	55.191	1:17.548	<b>41.670</b>	201.7	58:51.035
20	1	2:46.306	45.146	<b>1:16.537</b>	44.623	206.5	1:01:37.341

21		De Tomaso Pantera Gr. IV 1975		GT1		
		1.Detlef VON DER LIECK				
		2.Ralf KELLENERS				
1	1	3:32.253	1:07.711	1:31.144	53.398	3:32.253





# CLASSIC ENDURANCE RACING 1


## SPA CLASSIC RACE

### Sector Analysis

Personal Best Session Best B Crossing the finish line in pit lane

Lap	D	Time	Sector 1	Sector 2	Sector 3	T. Spd	Elapsed	Lap	D	Time	Sector 1	Sector 2	Sector 3	T. Spd	Elapsed
2	1	3:15.708	53.328	1:30.574	51.806	154.2	6:47.961	13	1	2:36.975	42.260	1:13.562	41.153	177.5	38:15.805
3	1	3:05.701	51.325	1:26.250	48.126	163.1	9:53.662	14	1	3:52.553	1:08.428	1:49.675	54.450	87.2	42:08.358
4	1	3:03.314	48.722	1:26.210	48.382	159.3	12:56.976	15	1	2:31.011	41.375	1:11.586	38.050	198.9	44:39.369
5	1	3:01.619	48.775	1:25.149	47.695	172.7	15:58.595	16	1	2:28.740	40.413	1:10.153	38.174	207.4	47:08.109
6	1	3:19.353	49.699	1:26.980	1:02.674	179.7	19:17.948	17	1	2:34.035	41.441	1:12.038	40.556	198.5	49:42.144
7	1	3:08.807	54.258	1:27.715	46.834	166.8	22:26.755	18	1	2:31.214	41.404	1:11.840	37.970	195.9	52:13.358
8	1	3:02.809	49.685	1:25.915	47.209	175.4	25:29.564	19	1	2:28.944	40.525	1:10.009	38.410	207.8	54:42.302
9	2	5:49.774	B 3:45.072	1:20.786	43.916	170.4	31:19.338	20	1	2:31.784	40.738	1:10.976	40.070	211.2	57:14.086
10	2	2:46.894	46.728	1:17.148	43.018	193.6	34:06.232	21	1	2:34.784	42.385	1:10.631	41.768	205.7	59:48.870
11	2	2:47.544	45.295	1:19.151	43.098	196.2	36:53.776	22	1	2:32.857	43.330	1:10.805	38.722	197.8	1:02:21.727
12	2	2:54.320	45.515	1:20.817	47.988	203.3	39:48.096	<b>24</b> <b>Chevron B16 1971</b>							
13	2	3:12.738	58.477	1:28.890	45.371	128.8	43:00.834	1. François BOURDIN P-2L							
14	2	2:46.294	46.145	1:17.830	42.319	205.7	45:47.128	2. Charles BOURDIN							
15	2	2:47.178	45.931	1:16.095	45.152	199.7	48:34.306	1	1	3:34.873	1:16.639	1:28.694	49.540		3:34.873
16	2	2:49.391	46.326	1:20.006	43.059	191.1	51:23.697	2	1	3:07.075	52.619	1:26.470	47.986	145.8	6:41.948
17	2	2:45.786	45.887	1:17.336	42.563	204.5	54:09.483	3	1	3:02.563	50.762	1:25.038	46.763	174.8	9:44.511
18	2	2:48.452	45.732	1:17.592	45.128	194.0	56:57.935	4	1	3:03.003	50.631	1:24.918	47.454	172.7	12:47.514
19	2	2:45.816	46.198	1:16.970	42.648	200.9	59:43.751	5	1	2:54.059	49.059	1:19.553	45.447	191.5	15:41.573
20	2	2:45.381	45.890	1:16.599	42.892	204.1	1:02:29.132	6	1	3:06.502	49.333	1:22.319	54.850	194.4	18:48.075
<b>22</b> <b>Chevron B16 1970</b>								<b>24</b> <b>Chevron B16 1971</b>							
1. Didier ROBIN P-2L								1. François BOURDIN P-2L							
2. Charles BOURDIN								2. Charles BOURDIN							
1	1	3:34.132	1:12.807	1:31.359	49.966		3:34.132	1	1	3:34.873	1:16.639	1:28.694	49.540		3:34.873
2	1	3:05.197	51.510	1:25.924	47.763	169.3	6:39.329	2	1	3:07.075	52.619	1:26.470	47.986	145.8	6:41.948
3	1	3:00.505	50.543	1:24.277	45.685	186.6	9:39.834	3	1	3:02.563	50.762	1:25.038	46.763	174.8	9:44.511
4	1	2:56.030	49.398	1:21.017	45.615	181.3	12:35.864	4	1	3:03.003	50.631	1:24.918	47.454	172.7	12:47.514
5	1	2:55.707	49.252	1:21.161	45.294	184.5	15:31.571	5	1	2:54.059	49.059	1:19.553	45.447	191.5	15:41.573
6	1	3:13.044	49.497	1:25.363	58.184	178.7	18:44.615	6	1	3:06.502	49.333	1:22.319	54.850	194.4	18:48.075
7	1	3:23.177	1:04.357	1:32.894	45.926	144.0	22:07.792	7	1	3:19.733	1:04.847	1:30.452	44.434	152.1	22:07.808
8	1	5:30.320	B 3:22.883	1:21.728	45.709	173.9	27:38.112	8	1	2:51.726	48.818	1:18.621	44.287	190.4	24:59.534
9	1	2:55.737	49.345	1:21.088	45.304	187.9	30:33.849	9	1	2:52.139	48.783	1:19.138	44.218	183.6	27:51.673
10	1	2:53.703	49.510	1:20.215	43.978	181.3	33:27.552	10	1	2:50.387	49.295	1:17.415	43.677	195.1	30:42.060
11	1	2:55.257	49.992	1:21.420	43.845	160.8	36:22.809	11	2	5:49.579	B 3:33.364	1:28.919	47.296	170.1	36:31.639
12	1	2:56.785	48.622	1:21.251	46.912	190.0	39:19.594	12	2	3:11.738	52.637	1:24.211	54.890	183.6	39:43.377
13	1	3:11.569	51.247	1:19.966	1:00.356	181.9	42:31.163	13	2	3:19.958	1:01.501	1:30.249	48.208	141.6	43:03.335
14	1	2:56.247	49.512	1:21.290	45.445	189.3	45:27.410	14	2	2:57.353	51.172	1:20.557	45.624	177.5	46:00.688
15	1	2:51.541	48.940	1:17.948	44.653	203.7	48:18.951	15	2	3:00.428	51.581	1:22.970	45.877	176.6	49:01.116
16	1	2:53.163	49.763	1:19.066	44.334	181.9	51:12.114	16	2	2:57.188	51.288	1:20.990	44.910	177.8	51:58.304
17	1	2:51.597	50.219	1:17.950	43.428	186.2	54:03.711	17	2	2:55.717	50.905	1:19.757	45.055	173.6	54:54.021
18	1	2:50.426	47.756	1:17.371	45.299	199.3	56:54.137	18	2	2:54.240	49.202	1:19.950	45.088	169.0	57:48.261
19	1	2:54.206	48.983	1:18.859	46.364	190.7	59:48.343	19	2	2:53.838	49.763	1:17.917	46.158	177.5	1:00:42.099
20	1	2:49.374	49.458	1:16.690	43.226	200.5	1:02:37.717	20	2	2:52.022	49.035	1:18.434	44.553	179.4	1:03:34.121
<b>23</b> <b>Ferrari 512 M (C) 1971</b>								<b>25</b> <b>Porsche 911 Carrera RSR 3.0 (C) 1974</b>							
1. Lukas HALUSA P+2L								1. Uwe KOLB GT1							
2. Alexander AMES								2. Patrick KOLB							
1	2	2:39.682	44.001	1:15.398	40.283		2:39.682	1	2	3:08.896	59.121	1:23.561	46.214		3:08.896
2	2	2:37.994	43.751	1:14.515	39.728	193.3	5:17.676	2	2	2:47.976	48.009	1:16.822	43.145	200.1	5:56.872
3	2	2:33.706	41.797	1:13.020	38.889	204.9	7:51.382	3	2	2:49.368	47.749	1:18.215	43.404	201.3	8:46.240
4	2	2:34.110	41.711	1:12.104	40.295	202.1	10:25.492	4	2	2:49.613	47.283	1:18.622	43.708	200.9	11:35.853
5	2	2:34.141	41.714	1:12.499	39.928	208.2	12:59.633	5	2	2:49.264	47.463	1:18.527	43.274	183.9	14:25.117
6	2	2:43.657	44.446	1:18.160	41.051	191.8	15:43.290	6	2	2:57.212	47.505	1:16.578	53.129	209.9	17:22.329
7	2	3:03.097	43.549	1:20.925	58.623	205.3	18:46.387	7	2	3:50.702	57.542	1:48.257	1:04.903	142.6	21:13.031
8	2	3:13.736	1:03.961	1:30.008	39.767	148.4	22:00.123	8	2	2:50.679	50.264	1:18.009	42.406	177.5	24:03.710
9	2	2:29.560	40.989	1:10.447	38.124	213.4	24:29.683	9	2	2:46.512	47.415	1:16.252	42.845	198.5	26:50.222
10	2	2:34.703	42.313	1:13.545	38.845	220.8	27:04.386	10	2	2:46.109	47.342	1:15.919	42.848	203.7	29:36.331
11	1	6:02.870	B 4:08.989	1:14.997	38.884	161.5	33:07.256	11	2	2:48.452	47.624	1:16.988	43.840	197.4	32:24.783
12	1	2:31.574	41.582	1:12.176	37.816	183.6	35:38.830	12	1	6:02.534	B 3:40.467	1:28.500	53.567	168.2	38:27.317
								13 1 3:52.688 1:04.402 1:47.831 1:00.455 109.2 42:20.005							
								14 1 3:09.052 52.569 1:26.512 49.971 179.4 45:29.057							
								15 1 3:09.303 52.217 1:25.890 51.196 182.9 48:38.360							
								16 1 3:07.595 52.399 1:26.328 48.868 185.9 51:45.955							
								17 1 3:04.835 51.431 1:25.416 47.988 186.2 54:50.790							
								18 1 3:11.600 51.344 1:28.329 51.927 187.9 58:02.390							
								19 1 3:54.619 B 1:35.720 1:26.368 52.531 176.6 1:01:57.009							





# CLASSIC ENDURANCE RACING 1

## SPA CLASSIC RACE


### Sector Analysis

Personal Best Session Best B Crossing the finish line in pit lane

Lap	D	Time	Sector 1	Sector 2	Sector 3	T. Spd	Elapsed	Lap	D	Time	Sector 1	Sector 2	Sector 3	T. Spd	Elapsed
<b>27</b> De Tomaso Pantera GTS 1975 GT1															
1. Pedro SANCHEZ															
2. Michael FUNKE															
1	1	3:47.358	1:28.900	1:29.042	49.416		3:47.358	14	1	3:11.074	1:01.822	1:26.692	42.560	146.9	43:37.872
2	1	3:02.061	49.479	1:24.163	48.419	171.3	6:49.419	15	1	2:44.693	45.061	1:17.139	42.493	182.2	46:22.565
3	1	3:01.576	51.108	1:23.824	46.644	159.7	9:50.995	16	1	5:37.075 B	3:37.050	1:18.174	41.851	177.8	51:59.640
4	1	3:00.270	49.731	1:24.477	46.062	168.2	12:51.265	17	1	2:44.457	45.717	1:17.243	41.497	197.4	54:44.097
5	1	3:02.394	50.571	1:24.393	47.430	176.9	15:53.659	18	1	2:41.937	44.444	1:16.765	40.728	192.2	57:26.034
6	1	3:22.329	48.717	1:30.598	1:03.014	173.3	19:15.988	19	1	2:44.144	44.449	1:18.289	41.406	182.2	1:00:10.178
7	1	3:07.251	54.012	1:27.546	45.693	156.6	22:23.239	20	1	2:41.208	43.995	1:16.112	41.101	200.9	1:02:51.386
8	1	2:54.017	48.408	1:20.997	44.612	172.4	25:17.256								
9	1	2:53.867	48.133	1:20.817	44.917	181.9	28:11.123								
10	2	5:57.396 B	3:55.471	1:18.361	43.564	170.7	34:08.519								
11	2	2:48.498	47.133	1:18.006	43.359	181.3	36:57.017								
12	2	2:52.497	47.457	1:18.000	47.040	185.9	39:49.514								
13	2	3:09.189	58.018	1:28.287	42.884	122.9	42:58.703								
14	2	2:46.547	46.387	1:17.216	42.944	180.6	45:45.250								
15	2	2:48.630	46.184	1:16.768	45.678	191.1	48:33.880								
<b>30</b> Ford GT40 (C) 1965 GT1															
1. Marcus VON OEYNSHAUSI															
1	1	2:57.312	51.271	1:21.325	44.716		2:57.312	14	1	2:42.898	45.474	1:16.703	40.721		2:42.898
2	1	2:51.341	46.754	1:21.380	43.207	207.0	5:48.653	15	1	2:38.439	43.566	1:15.086	39.787	187.9	5:21.337
3	1	2:49.536	46.490	1:19.863	43.183	189.0	8:38.189	16	1	2:38.469	43.331	1:14.021	41.117	195.1	7:59.806
4	1	2:48.023	45.668	1:19.741	42.614	187.9	11:26.212	17	1	2:37.158	43.308	1:14.216	39.634	195.9	10:36.964
5	1	2:48.071	46.118	1:18.927	43.026	206.1	14:14.283	18	1	2:39.658	44.091	1:15.126	40.441	190.7	13:16.622
6	1	2:48.623	45.798	1:19.373	43.452	197.8	17:02.906	19	1	2:39.108	42.898	1:13.908	42.302	192.9	15:55.730
7	1	4:05.690	1:08.904	1:51.520	1:05.266	100.0	21:08.596	20	1	3:15.741	44.588	1:25.267	1:05.886	199.3	19:11.471
8	1	2:47.666	46.530	1:18.149	42.987	189.7	23:56.262	21	1	2:58.546	54.525	1:23.217	40.804	157.1	22:10.017
9	1	2:45.515	45.493	1:17.970	42.052	189.0	26:41.777	22	1	2:36.704	42.937	1:14.525	39.242	189.3	24:46.721
10	1	2:49.107	46.270	1:19.856	42.981	186.2	29:30.884	23	1	2:34.019	42.586	1:12.150	39.283	194.0	27:20.740
11	1	6:03.597 B	3:59.968	1:18.395	45.234	186.9	35:34.481	24	1	2:35.711	43.583	1:12.427	39.701	207.4	29:56.451
12	1	2:53.706	45.620	1:19.089	48.997	193.6	38:28.187	25	1	2:34.017	42.210	1:12.492	39.315	197.8	32:30.468
13	1	3:52.425	1:05.453	1:47.306	59.666	108.0	42:20.612	26	1	4:58.553 B	3:07.228	1:12.486	38.839	192.9	37:29.021
14	1	2:48.976	49.144	1:17.626	42.206	197.8	45:09.588	27	1	2:59.087	45.422	1:20.956	52.709	170.7	40:28.108
15	1	2:46.778	46.191	1:17.233	43.354	192.2	47:56.366	28	1	3:08.379	1:02.436	1:24.809	41.134	146.1	43:36.487
16	1	2:45.455	46.427	1:16.972	42.056	196.6	50:41.821	29	1	2:35.546	42.127	1:13.375	40.044	211.7	46:12.033
17	1	2:50.864	45.388	1:19.582	45.894	182.2	53:32.685	30	1	2:36.547	43.514	1:13.236	39.797	186.2	48:48.580
18	1	2:46.753	45.524	1:18.316	42.913	203.7	56:19.438	31	1	2:38.420	43.153	1:15.856	39.411	192.2	51:27.000
19	1	2:48.304	46.077	1:18.276	43.951	205.7	59:07.742	32	1	2:37.022	43.002	1:13.145	40.875	195.1	54:04.022
20	1	2:48.828	45.589	1:19.091	44.148	175.4	1:01:56.570	33	1	2:35.622	43.095	1:12.056	40.471	202.1	56:39.644
<b>33</b> Lola T70 Mk.3 1967 P+2L															
1. Rory JACK															
1	1	3:39.082	1:21.407	1:29.998	47.677		3:39.082	14	1	3:36.684	1:21.069	1:26.580	49.035		3:36.684
2	1	2:59.793	47.343	1:25.893	46.557	154.0	6:38.875	15	1	3:04.138	50.378	1:26.273	47.487	158.8	6:40.822
3	1	2:47.078	44.864	1:19.081	43.133	173.9	9:25.953	16	1	2:55.565	47.922	1:22.479	45.164	174.5	9:36.387
4	1	2:44.514	44.124	1:18.693	41.697	187.9	12:10.467	17	1	2:52.906	47.538	1:20.949	44.419	173.9	12:29.293
5	1	2:43.588	44.211	1:17.686	41.691	197.8	14:54.055	18	1	2:50.445	46.237	1:19.543	44.665	192.2	15:19.738
6	1	2:49.258	44.029	1:17.669	47.560	188.6	17:43.313	19	1	3:18.104	46.657	1:23.902	1:07.545	192.5	18:37.842
7	1	3:34.995	47.857	1:40.900	1:06.238	162.5	21:18.308	20	1	3:23.777	1:03.976	1:34.625	45.176	124.8	22:01.619
8	1	2:46.716	46.160	1:19.405	41.151	167.3	24:05.024	21	1	2:50.536	46.324	1:20.396	43.816	189.7	24:52.155
9	1	2:40.660	43.697	1:16.579	40.384	190.4	26:45.684	22	1	2:48.827	46.171	1:19.191	43.465	177.8	27:40.982
10	1	2:41.848	43.693	1:17.572	40.583	198.9	29:27.532	23	1	2:49.761	45.943	1:19.667	44.151	191.8	30:30.743
11	1	2:43.911	44.385	1:16.779	42.747	193.6	32:11.443	24	1	5:18.967 B	3:16.349	1:18.600	44.018	183.6	35:49.710
12	1	5:09.884 B	3:12.380	1:16.642	40.862	189.3	37:21.327	25	1	2:47.126	45.506	1:17.121	44.499	189.3	38:36.836
13	1	3:05.471	43.619	1:29.390	52.462	188.6	40:26.798	26	1	2:47.126	45.506	1:17.121	44.499	189.3	38:36.836
								27	1	3:45.894	1:01.470	1:45.540	58.884	97.9	42:22.730
								28	1	2:49.560	48.136	1:17.772	43.652	180.3	45:12.290
								29	1	2:46.066	45.581	1:17.637	42.848	191.5	47:58.356
								30	1	2:45.118	44.978	1:16.985	43.155	190.7	50:43.474
								31	1	2:47.091	44.840	1:19.160	43.091	201.3	53:30.565
								32	1	2:45.025	46.566	1:16.206	42.253	202.1	56:15.590
								33	1	2:45.418	45.685	1:17.253	42.480	202.5	59:01.008
								34	1	2:42.639	44.340	1:16.404	41.895	191.5	1:01:43.647







# CLASSIC ENDURANCE RACING 1


## SPA CLASSIC RACE

### Sector Analysis

■ Personal Best ■ Session Best ■ Crossing the finish line in pit lane

Lap	D	Time	Sector 1	Sector 2	Sector 3	T. Spd	Elapsed	Lap	D	Time	Sector 1	Sector 2	Sector 3	T. Spd	Elapsed	
<b>41</b>	Ford GT40 (C) 1965 1.Christophe SCHWARTZ							GT1	14	1	3:00.215	49.868	1:22.441	47.906	164.9	45:35.420
1	1	3:40.499	1:18.106	1:31.535	50.858		3:40.499	15	1	3:00.270	48.748	1:23.694	47.828	168.2	48:35.690	
2	1	4:20.626 <b>B</b>	2:04.035	1:28.108	48.483	151.0	8:01.125	16	1	3:01.406	51.620	1:23.001	46.785	172.1	51:37.096	
3	1	3:02.857	49.216	1:26.148	47.493	183.9	11:03.982	17	1	2:57.080	49.601	1:22.170	<b>45.309</b>	159.0	54:34.176	
4	1	3:06.921	50.941	1:27.848	48.132	195.1	14:10.903	18	1	3:06.131	52.869	1:26.640	46.622	171.3	57:40.307	
5	1	3:07.331	48.405	1:26.687	52.239	187.3	17:18.234	19	1	3:00.211	49.568	1:24.093	46.550	152.1	1:00:40.518	
6	1	3:53.655	58.016	1:50.568	1:05.071	106.5	21:11.889	20	1	2:59.328	48.926	1:22.284	48.118	166.0	1:03:39.846	
7	1	3:13.314	52.118	1:33.640	47.556	161.5	24:25.203									
8	1	3:01.669	50.436	<b>1:24.866</b>	<b>46.367</b>	186.2	27:26.872									
9	1	<b>3:00.350</b>	<b>48.180</b>	1:25.253	46.917	185.9	30:27.222									
10	1	6:29.592 <b>B</b>	4:14.039	1:27.669	47.884	150.8	36:56.814									
<b>42</b>	Lola T212 1971 1.Christophe BEAUDON							P-2L								
1	1	3:29.369	1:08.522	1:30.640	50.207		3:29.369									
2	1	3:01.352	49.780	1:24.106	47.466	169.3	6:30.721									
3	1	2:56.863	49.107	1:21.601	46.155	173.0	9:27.584									
4	1	2:54.557	48.426	1:21.210	44.921	182.6	12:22.141									
5	1	2:51.428	47.833	1:19.524	44.071	186.2	15:13.569									
6	1	2:55.639	47.547	1:21.696	46.396	175.4	18:09.208									
7	1	3:16.538	50.597	1:22.181	1:03.760	173.0	21:25.746									
8	1	2:58.834	47.643	1:23.566	47.625	181.3	24:24.580									
9	1	2:52.570	48.196	1:20.325	44.049	190.0	27:17.150									
10	1	2:48.541	46.980	1:17.935	43.626	191.1	30:05.691									
11	1	5:26.997 <b>B</b>	3:25.947	1:18.284	42.766	180.0	35:32.688									
12	1	2:50.859	46.617	1:17.625	46.617	189.7	38:23.547									
13	1	3:50.197	1:05.333	1:48.275	56.589	110.3	42:13.744									
14	1	2:48.224	47.110	1:17.163	43.951	203.3	45:01.968									
15	1	<b>2:45.746</b>	<b>46.274</b>	1:16.233	43.239	192.9	47:47.714									
16	1	2:53.553	47.029	1:21.515	45.009	174.5	50:41.267									
17	1	2:49.881	46.438	1:20.153	43.290	186.6	53:31.148									
18	1	3:40.283	47.576	1:18.208	1:34.499	189.7	57:11.431									
19	1	2:45.791	47.429	<b>1:15.819</b>	42.543	194.7	59:57.222									
20	1	2:47.184	47.093	1:17.634	<b>42.457</b>	174.8	1:02:44.406									
<b>45</b>	Chevron B19 1971 1.Gianluigi CANDIANI 2.Frédéric ROUVIER							P-2L								
1	1	13:25.927 <b>B</b>	...	<b>1:27.311</b>	<b>48.260</b>		13:25.927									
2	1	8:46.676 <b>B</b>					22:12.603									
<b>47</b>	Lola T70 Mk.2 1966 1.Marcel BERNET							P+2L								
1	1	3:35.962	1:17.616	1:29.315	49.031		3:35.962									
2	1	3:07.605	50.925	1:29.550	47.130	154.2	6:43.567									
3	1	3:01.825	49.472	1:25.282	47.071	165.2	9:45.392									
4	1	3:02.472	48.342	1:25.668	48.462	177.8	12:47.864									
5	1	3:04.326	49.475	1:25.871	48.980	172.7	15:52.190									
6	1	3:20.430	48.521	1:25.664	1:06.245	169.6	19:12.620									
7	1	3:04.569	54.028	1:24.733	45.808	144.4	22:17.189									
8	1	2:57.148	48.871	1:22.148	46.129	166.5	25:14.337									
9	1	<b>2:55.497</b>	48.008	1:21.698	45.791	165.7	28:09.834									
10	1	2:56.011	<b>47.796</b>	1:22.618	45.597	164.1	31:05.845									
11	1	5:21.823 <b>B</b>	3:11.247	1:24.023	46.553	159.5	36:27.668									
12	1	2:58.662	50.014	<b>1:21.562</b>	47.086	173.6	39:26.330									
13	1	3:08.875	49.577	1:26.338	52.960	149.5	42:35.205									
<b>49</b>	Porsche 911 Carrera RS 3.0 1974 1.Christophe FLORIN							GT1	14	1	3:00.215	49.868	1:22.441	47.906	164.9	45:35.420
15	1	3:00.270	48.748	1:23.694	47.828	168.2	48:35.690	15	1	3:00.270	48.748	1:23.694	47.828	168.2	48:35.690	
16	1	3:01.406	51.620	1:23.001	46.785	172.1	51:37.096	16	1	3:01.406	51.620	1:23.001	46.785	172.1	51:37.096	
17	1	2:57.080	49.601	1:22.170	<b>45.309</b>	159.0	54:34.176	17	1	2:57.080	49.601	1:22.170	<b>45.309</b>	159.0	54:34.176	
18	1	3:06.131	52.869	1:26.640	46.622	171.3	57:40.307	18	1	3:06.131	52.869	1:26.640	46.622	171.3	57:40.307	
19	1	3:00.211	49.568	1:24.093	46.550	152.1	1:00:40.518	19	1	3:00.211	49.568	1:24.093	46.550	152.1	1:00:40.518	
20	1	2:59.328	48.926	1:22.284	48.118	166.0	1:03:39.846	20	1	2:59.328	48.926	1:22.284	48.118	166.0	1:03:39.846	
<b>51</b>	Porsche 911 Carrera RSR 3.0 1974 1.Frédéric DI EGIDIO							GT1	14	1	3:00.215	49.868	1:22.441	47.906	164.9	45:35.420
15	1	3:00.270	48.748	1:23.694	47.828	168.2	48:35.690	15	1	3:00.270	48.748	1:23.694	47.828	168.2	48:35.690	
16	1	3:01.406	51.620	1:23.001	46.785	172.1	51:37.096	16	1	3:01.406	51.620	1:23.001	46.785	172.1	51:37.096	
17	1	2:57.080	49.601	1:22.170	<b>45.309</b>	159.0	54:34.176	17	1	2:57.080	49.601	1:22.170	<b>45.309</b>	159.0	54:34.176	
18	1	3:06.131	52.869	1:26.640	46.622	171.3	57:40.307	18	1	3:06.131	52.869	1:26.640	46.622	171.3	57:40.307	
19	1	3:00.211	49.568	1:24.093	46.550	152.1	1:00:40.518	19	1	3:00.211	49.568	1:24.093	46.550	152.1	1:00:40.518	
20	1	2:59.328	48.926	1:22.284	48.118	166.0	1:03:39.846	20	1	2:59.328	48.926	1:22.284	48.118	166.0	1:03:39.846	
<b>55</b>	Chevron B19 1971 1.François RIVAZ 2.Frank STIPPLER							P-2L	14	1	3:00.215	49.868	1:22.441	47.906	164.9	45:35.420
15	1	3:00.270	48.748	1:23.694	47.828	168.2	48:35.690	15	1	3:00.270	48.748	1:23.694	47.828	168.2	48:35.690	
16	1	3:01.406	51.620	1:23.001	46.785	172.1	51:37.096	16	1	3:01.406	51.620	1:23.001	46.785	172.1	51:37.096	
17	1	2:57.080	49.601	1:22.170	<b>45.309</b>	159.0	54:34.176	17	1	2:57.080	49.601	1:22.170	<b>45.309</b>	159.0	54:34.176	
18	1	3:06.131	52.869	1:26.640	46.622	171.3	57:40.307	18	1	3:06.131	52.869	1:26.640	46.622	171.3	57:40.307	
19	1	3:00.211	49.568	1:24.093	46.550	152.1	1:00:40.518	19	1	3:00.211	49.568	1:24.093	46.550	152.1	1:00:40.518	
20	1	2:59.328	48.926	1:22.284	48.118	166.0	1:03:39.846	20	1	2:59.328	48.926	1:22.284	48.118	166.0	1:03:39.846	





# CLASSIC ENDURANCE RACING 1


## SPA CLASSIC RACE

### Sector Analysis

Personal Best Session Best B Crossing the finish line in pit lane

Lap	D	Time	Sector 1	Sector 2	Sector 3	T. Spd	Elapsed	Lap	D	Time	Sector 1	Sector 2	Sector 3	T. Spd	Elapsed
4	1	2:45.879	46.410	1:17.271	42.198	189.7	11:24.433	16	1	3:14.251	55.851	1:28.756	49.644	179.7	56:38.640
5	1	2:43.893	45.970	1:16.016	41.907	185.2	14:08.326	17	1	3:11.481	53.654	1:27.439	50.388	176.0	59:50.121
6	1	2:51.001	46.667	1:16.107	48.227	190.4	16:59.327	18	1	3:11.981	54.514	1:28.539	48.928	166.2	1:03:02.102
7	1	4:06.380	1:06.926	1:55.224	1:04.230	89.7	21:05.707	<b>62</b> Chevron B19 1971 1. Michael BIRCH P-2L							
8	1	2:46.477	48.681	1:16.006	41.790	202.5	23:52.184	1	1	3:17.164	1:03.527	1:26.017	47.620		3:17.164
9	1	2:44.439	46.347	1:15.371	42.721	197.4	26:36.623	2	1	3:01.373	50.075	1:24.395	46.903	151.5	6:18.537
10	2	5:28.089	B 3:33.844	1:13.394	40.851	202.1	32:04.712	3	1	2:57.773	49.502	1:22.877	45.394	160.3	9:16.310
11	2	2:35.604	44.320	1:11.415	39.869	222.3	34:40.316	4	1	2:53.587	47.624	1:21.165	44.798	172.4	12:09.897
12	2	2:35.576	43.550	1:11.770	40.256	204.1	37:15.892	5	1	2:53.174	47.399	1:22.197	43.578	178.7	15:03.071
13	2	3:07.245	43.897	1:31.211	52.137	203.3	40:23.137	6	1	2:54.402	46.415	1:19.622	48.365	181.9	17:57.473
14	2	3:10.358	1:01.236	1:28.081	41.041	152.1	43:33.495	7	1	3:24.637	48.160	1:30.382	1:06.095	171.3	21:22.110
15	2	2:34.687	43.843	1:11.082	39.762	222.3	46:08.182	8	1	2:58.166	46.996	1:25.461	45.709	176.3	24:20.276
16	2	2:33.628	42.927	1:10.509	40.192	228.2	48:41.810	9	1	2:50.553	46.118	1:19.788	44.647	183.9	27:10.829
17	2	2:34.605	44.376	1:10.653	39.576	223.7	51:16.415	10	1	2:47.751	45.895	1:18.483	43.373	194.7	29:58.580
18	2	2:32.895	44.437	1:09.311	39.147	224.7	53:49.310	11	1	5:35.764	B 3:34.338	1:17.623	43.803	179.7	35:34.344
19	2	2:34.839	44.609	1:09.840	40.390	224.2	56:24.149	12	1	2:49.313	46.039	1:17.426	45.848	182.2	38:23.657
20	2	2:34.844	44.836	1:10.210	39.798	225.7	58:58.993	13	1	3:48.365	1:04.240	1:48.687	55.438	103.7	42:12.022
21	2	2:33.778	42.950	1:10.868	39.960	216.2	1:01:32.771	14	1	2:46.746	46.473	1:16.970	43.303	206.1	44:58.768
<b>59</b> Porsche 911 Carrera RSR 3.0 1974 1. Jean-Louis BONNET GT1								<b>63</b> Chevron B8 1968 1. Roderick JACK P-2L 2. Rory JACK							
1	1	3:57.143	1:33.866	1:31.719	51.558		3:57.143	1	1	3:17.117	1:04.437	1:24.533	48.147		3:17.117
2	1	3:13.704	55.363	1:29.128	49.213	183.2	7:10.847	2	1	3:02.175	51.084	1:24.041	47.050	160.0	6:19.292
3	1	3:12.596	54.698	1:28.522	49.376	180.6	10:23.443	3	1	2:57.902	49.627	1:22.527	45.748	165.2	9:17.194
4	1	3:12.868	55.398	1:28.669	48.801	183.2	13:36.311	4	1	2:58.136	50.107	1:22.549	45.480	190.7	12:15.330
5	1	3:18.412	54.684	1:29.362	54.366	181.3	16:54.723	5	1	2:55.886	49.425	1:21.076	45.385	175.4	15:11.216
6	1	4:10.629	1:10.165	1:55.624	1:04.840	94.8	21:05.352	6	1	2:57.182	49.433	1:21.430	46.319	178.7	18:08.398
7	1	3:19.229	56.977	1:28.844	53.408	184.5	24:24.581	7	1	3:16.055	50.794	1:22.209	1:03.052	177.5	21:24.453
8	1	6:14.765	B 3:57.828	1:28.582	48.355	171.0	30:39.346	8	1	3:00.152	49.227	1:23.705	47.220	173.6	24:24.605
9	1	3:12.037	54.713	1:27.992	49.332	178.4	33:51.383	9	1	2:53.357	49.217	1:19.875	44.265	187.9	27:17.962
10	1	3:11.270	54.733	1:27.567	48.970	182.2	37:02.653	10	1	2:49.872	47.710	1:18.717	43.445	202.9	30:07.834
11	1	3:19.603	55.570	1:31.911	52.122	168.7	40:22.256	11	2	5:22.956	B 3:20.301	1:18.825	43.830	173.0	35:30.790
12	1	3:20.684	1:00.703	1:30.156	49.825	165.4	43:42.940	12	2	2:52.046	47.639	1:17.928	46.479	196.2	38:22.836
13	1	3:13.598	54.920	1:30.412	48.266	185.6	46:56.538	13	2	3:48.566	1:04.072	1:48.940	55.554	103.0	42:11.402
14	1	3:10.975	54.792	1:27.222	48.961	180.0	50:07.513	14	2	2:48.537	47.570	1:17.678	43.289	190.7	44:59.939
15	1	3:16.263	54.872	1:30.753	50.638	164.1	53:23.776	15	2	2:47.091	47.191	1:16.634	43.266	198.5	47:47.030
16	1	3:14.080	56.275	1:28.226	49.579	169.0	56:37.856	16	2	2:50.506	47.490	1:19.266	43.750	173.9	50:37.536
17	1	3:09.748	53.581	1:27.394	48.773	169.8	59:47.604	17	2	2:46.757	47.069	1:16.643	43.045	189.0	53:24.293
18	1	3:13.834	55.418	1:29.639	48.777	178.7	1:03:01.438	18	2	2:49.979	48.596	1:18.153	43.230	191.8	56:14.272
<b>61</b> Porsche 911 Carrera RSR 3.0 1974 1. Serge LIBENS GT1								<b>66</b> Ford GT40 1965 1. Jean-François DECAUX GT1							
1	1	3:57.848	1:35.366	1:30.793	51.689		3:57.848	1	1	4:13.002	1:12.033	1:51.593	1:09.376		4:13.002
2	1	3:13.950	55.067	1:29.189	49.694	171.8	7:11.798	2	1	8:47.068	B 6:21.921	1:33.237	51.910	132.1	13:00.070
3	1	3:16.464	55.018	1:29.354	52.092	166.2	10:28.262	3	1	3:09.902	49.803	1:27.792	52.307	164.4	16:09.972
4	1	3:15.433	55.996	1:28.867	50.570	167.3	13:43.695	4	1	3:26.909	53.282	1:33.546	1:00.081	128.3	19:36.881
5	1	3:16.579	54.148	1:30.721	51.710	175.7	17:00.274	5	1	3:22.396	59.629	1:31.902	50.865	141.2	22:59.277
6	1	4:08.165	1:09.882	1:52.208	1:06.075	100.4	21:08.439								
7	1	3:20.967	55.179	1:35.785	50.003	171.3	24:29.406								
8	1	6:11.530	B 3:53.972	1:28.824	48.734	165.7	30:40.936								
9	1	3:11.112	53.636	1:28.135	49.341	163.3	33:52.048								
10	1	3:12.220	54.630	1:28.032	49.558	175.4	37:04.268								
11	1	3:18.461	54.364	1:31.996	52.101	159.7	40:22.729								
12	1	3:21.374	1:01.044	1:30.497	49.833	159.3	43:44.103								
13	1	3:13.964	54.996	1:29.807	49.161	160.8	46:58.067								
14	1	3:09.930	53.841	1:27.055	49.034	171.3	50:07.997								
15	1	3:16.392	55.060	1:30.292	51.040	153.3	53:24.389								





# CLASSIC ENDURANCE RACING 1

## SPA CLASSIC RACE

### Sector Analysis

Personal Best Session Best B Crossing the finish line in pit lane

Lap	D	Time	Sector 1	Sector 2	Sector 3	T. Spd	Elapsed	Lap	D	Time	Sector 1	Sector 2	Sector 3	T. Spd	Elapsed
6	1	2:59.531	48.785	1:23.819	46.927	156.6	25:58.808	19	1	2:41.874	44.940	1:15.433	41.501	188.6	57:44.969
7	1	2:58.916	47.912	1:24.680	46.324	171.3	28:57.724	20	1	<b>2:40.831</b>	45.000	<b>1:14.554</b>	<b>41.277</b>	199.7	1:00:25.800
8	1	2:58.888	49.954	1:22.644	46.290	170.4	31:56.612	21	1	2:41.760	<b>44.506</b>	1:14.966	42.288	208.7	1:03:07.560
9	1	5:34.611 B	3:23.841	1:24.732	46.038	159.0	37:31.223	<b>76</b> Lola T212 1971							
10	1	3:03.549	48.596	1:25.212	49.741	170.4	40:34.772	1. Gonçalo GOMES							
11	1	3:13.193	1:00.421	1:25.513	47.259	146.9	43:47.965	2. James CLARIDGE							
12	1	3:00.858	50.780	1:24.489	45.589	178.7	46:48.823	1	2	3:41.933	1:20.857	1:31.742	49.334		3:41.933
13	1	2:54.936	48.440	1:20.570	45.926	174.2	49:43.759	2	2	3:04.503	49.993	1:25.959	48.551	180.0	6:46.436
14	1	2:56.336	47.834	1:23.874	44.628	164.9	52:40.095	3	2	2:59.714	47.210	1:24.941	47.563	165.7	9:46.150
15	1	2:56.615	<b>47.066</b>	1:21.792	47.757	174.2	55:36.710	4	2	3:00.488	48.477	1:25.029	46.982	195.9	12:46.638
16	1	2:53.822	47.982	1:21.484	<b>44.356</b>	197.8	58:30.532	5	2	2:48.692	46.995	1:17.766	43.931	180.0	15:35.330
17	1	2:53.216	47.236	1:20.697	45.283	180.0	1:01:23.748	6	2	3:07.329	45.777	1:20.351	1:01.201	186.6	18:42.659
18	1	<b>2:53.009</b>	48.121	<b>1:20.170</b>	44.718	180.0	1:04:16.757	7	2	3:22.130	1:02.700	1:33.776	45.654	112.0	22:04.789

68		Porsche 911 Carrera RSR 3.0 1974				GT1	
		1. Claudio RODDARO					
		2. Michel SPEYER					
1	1	3:27.163	1:12.793	1:27.783	46.587		3:27.163
2	1	2:54.756	48.881	1:20.405	45.470	177.8	6:21.919
3	1	2:55.324	48.505	1:21.461	45.358	177.8	9:17.243
4	1	2:53.171	48.638	1:19.568	44.965	191.8	12:10.414
5	1	2:55.442	49.070	1:20.902	45.470	166.0	15:05.856
6	1	2:57.320	48.682	1:20.835	47.803	189.7	18:03.176
7	1	3:20.010	51.388	1:23.410	1:05.212	189.3	21:23.186
8	1	2:58.971	<b>47.869</b>	1:25.195	45.907	185.9	24:22.157
9	1	2:51.610	48.053	1:19.582	43.975	195.1	27:13.767
10	1	2:50.926	47.939	1:18.361	44.626	202.9	30:04.693
11	2	5:46.907 B	3:33.644	1:26.470	46.793	161.3	35:51.600
12	2	3:01.113	48.463	1:20.951	51.699	173.6	38:52.713
13	2	3:33.940	57.765	1:34.923	1:01.252	146.7	42:26.653
14	2	2:57.899	50.496	1:22.336	45.067	172.1	45:24.552
15	2	2:52.973	48.583	1:19.331	45.059	183.9	48:17.525
16	2	2:53.914	50.093	1:19.627	44.194	194.7	51:11.439
17	2	2:52.916	50.437	1:17.772	44.707	185.6	54:04.355
18	2	2:52.980	48.787	1:18.837	45.356	195.1	56:57.335
19	2	2:50.481	48.172	<b>1:17.287</b>	45.022	198.5	59:47.816
20	2	<b>2:50.420</b>	49.789	1:17.379	<b>43.252</b>	199.3	1:02:38.236


70		Lola T70 Mk.3B 1969				P+2L	
		1. Pierre-Alain FRANCE					
1	1	3:02.622	54.542	1:22.825	45.255		3:02.622
2	1	2:52.239	47.353	1:21.074	43.812	173.6	5:54.861
3	1	2:50.590	47.297	1:20.349	42.944	174.2	8:45.451
4	1	2:49.216	46.353	1:18.676	44.187	203.3	11:34.667
5	1	2:47.175	45.810	1:18.293	43.072	196.2	14:21.842
6	1	2:51.963	45.500	1:18.653	47.810	186.2	17:13.805
7	1	3:56.894	1:01.311	1:50.778	1:04.805	108.7	21:10.699
8	1	2:48.223	47.768	1:17.791	42.664	191.5	23:58.922
9	1	2:44.816	46.978	1:16.361	41.477	213.9	26:43.738
10	1	2:47.597	46.125	1:18.309	43.163	187.9	29:31.335
11	1	5:18.719 B	3:20.095	1:16.489	42.135	168.2	34:50.054
12	1	2:44.324	44.637	1:16.425	43.262	191.5	37:34.378
13	1	3:02.092	47.901	1:23.197	50.994	177.2	40:36.470
14	1	3:11.721	59.557	1:24.965	47.199	136.5	43:48.191
15	1	3:01.562	1:00.572	1:17.842	43.148	172.1	46:49.753
16	1	2:44.843	46.662	1:15.917	42.264	181.9	49:34.596
17	1	2:44.216	45.081	1:16.563	42.572	195.1	52:18.812
18	1	2:44.283	44.812	1:18.084	41.387	194.0	55:03.095

76		Lola T212 1971				P-2L	
		1. Gonçalo GOMES					
		2. James CLARIDGE					
1	2	3:41.933	1:20.857	1:31.742	49.334		3:41.933
2	2	3:04.503	49.993	1:25.959	48.551	180.0	6:46.436
3	2	2:59.714	47.210	1:24.941	47.563	165.7	9:46.150
4	2	3:00.488	48.477	1:25.029	46.982	195.9	12:46.638
5	2	2:48.692	46.995	1:17.766	43.931	180.0	15:35.330
6	2	3:07.329	45.777	1:20.351	1:01.201	186.6	18:42.659
7	2	3:22.130	1:02.700	1:33.776	45.654	112.0	22:04.789
8	2	2:48.664	47.652	1:17.299	43.713	178.7	24:53.453
9	2	2:50.676	46.587	1:19.032	45.057	189.7	27:44.129
10	1	5:26.791 B	3:29.884	1:15.653	41.254	164.6	33:10.920
11	1	2:36.921	44.831	1:11.711	40.379	216.6	35:47.841
12	1	2:41.320	44.448	1:11.056	45.816	219.4	38:29.161
13	1	3:51.769	1:05.182	1:47.050	59.537	103.4	42:20.930
14	1	2:40.663	47.046	1:12.037	41.580	219.9	45:01.593
15	1	2:39.394	44.877	1:14.421	40.096	214.3	47:40.987
16	1	2:36.453	<b>43.785</b>	1:12.071	40.597	201.3	50:17.440
17	1	2:36.088	45.021	1:10.618	40.449	186.2	52:53.528
18	1	2:35.918	44.357	1:11.954	<b>39.607</b>	219.4	55:29.446
19	1	<b>2:34.592</b>	43.981	1:10.528	40.083	206.5	58:04.038
20	1	2:35.802	44.494	<b>1:10.182</b>	41.126	221.3	1:00:39.840
21	1	2:34.920	44.252	1:11.011	39.657	220.3	1:03:14.760

78		Porsche 911 Carrera RSR 3.0 (C) 1974				GT1	
		1. Roberto BENUCCI					
		2. Fabio BABINI					
1	1	3:49.224	1:22.499	1:34.987	51.738		3:49.224
2	1	3:13.716	53.533	1:30.545	49.638	144.6	7:02.940
3	1	3:11.241	52.934	1:29.719	48.588	149.3	10:14.181
4	1	3:10.716	51.790	1:29.699	49.227	160.8	13:24.897
5	1	3:11.239	52.476	1:29.379	49.384	155.4	16:36.136
6	1	3:11.354	52.452	1:28.448	50.454	164.9	19:47.490
7	1	3:12.581	52.859	1:31.429	48.293	144.2	23:00.071
8	1	3:04.065	50.885	1:25.908	47.272	163.3	26:04.136
9	1	3:04.199	51.300	1:25.578	47.321	156.8	29:08.335
10	1	3:03.490	50.433	1:25.108	47.949	169.8	32:11.825
11	2	5:55.562 B	3:52.743	1:18.122	44.697	187.9	38:07.387
12	2	3:00.098	49.141	1:22.848	48.109	202.9	41:07.485
13	2	2:59.647	53.516	1:22.099	44.032	165.2	44:07.132
14	2	2:51.013	48.279	1:17.920	44.814	199.3	46:58.145
15	2	2:49.559	49.416	1:16.557	43.586	209.5	49:47.704
16	2	2:49.700	48.483	1:16.817	44.400	201.7	52:37.404
17	2	2:50.234	48.747	1:17.872	43.615	194.0	55:27.638
18	2	<b>2:45.846</b>	47.737	<b>1:15.084</b>	<b>43.025</b>	208.2	58:13.484
19	2	2:46.165	47.766	1:15.126	43.273	208.2	1:00:59.649
20	2	2:46.527	<b>47.388</b>	1:15.463	43.676	209.5	1:03:46.176

86		Lola T70 Mk.3B 1969				P+2L	
		1. Eric MESTDAGH					
1	1	3:00.265	53.253	1:22.394	44.618		3:00.265
2	1	2:51.895	48.214	1:20.027	43.654	186.6	5:52.160
3	1	2:50.476	47.280	1:18.864	44.332	188.3	8:42.636
4	1	2:53.139	47.141	1:22.120	43.878	193.6	11:35.775





# CLASSIC ENDURANCE RACING 1

## SPA CLASSIC RACE

### Sector Analysis

Personal Best Session Best B Crossing the finish line in pit lane

Lap	D	Time	Sector 1	Sector 2	Sector 3	T. Spd	Elapsed
5	1	2:50.287	47.061	1:18.987	44.239	188.3	14:26.062
6	1	2:56.782	46.965	1:17.917	51.900	194.4	17:22.844
7	1	3:51.692	57.582	1:48.384	1:05.726	143.6	21:14.536
8	1	2:50.924	49.317	1:19.005	42.602	179.4	24:05.460
9	1	2:46.034	46.786	1:16.657	42.591	200.5	26:51.494
10	1	5:34.045 B	3:36.433	1:16.503	41.109	194.4	32:25.539
11	1	2:40.997	45.464	1:14.821	40.712	203.3	35:06.536
12	1	2:42.122	45.231	1:16.030	40.861	202.5	37:48.658
13	1	2:54.564	45.373	1:21.282	47.909	194.4	40:43.222
14	1	3:04.151	56.102	1:24.768	43.281	128.9	43:47.373
15	1	2:44.364	47.203	1:15.423	41.738	212.6	46:31.737
16	1	2:39.879	44.754	1:14.230	40.895	206.1	49:11.616
17	1	2:41.564	44.765	1:15.602	41.197	209.9	51:53.180
18	1	2:41.700	44.396	1:15.884	41.420	198.5	54:34.880
19	1	2:44.998	48.930	1:14.783	41.285	190.7	57:19.878
20	1	2:40.528	44.992	1:14.053	41.483	200.5	1:00:00.406
21	1	2:42.565	44.884	1:16.102	41.579	192.2	1:02:42.971

Lap	D	Time	Sector 1	Sector 2	Sector 3	T. Spd	Elapsed
1	2	2:41.652	44.056	1:16.586	41.010		2:41.652
2	2	2:38.269	42.680	1:15.474	40.115	202.9	5:19.921
3	2	2:37.899	42.525	1:14.562	40.812	200.9	7:57.820
4	2	2:35.088	42.362	1:13.437	39.289	215.2	10:32.908
5	2	2:35.003	42.071	1:13.750	39.182	221.3	13:07.911
6	2	2:37.998	41.625	1:15.338	41.035	200.9	15:45.909
7	2	3:01.278	42.661	1:19.705	58.912	221.8	18:47.187
8	2	3:14.463	1:04.018	1:29.551	40.894	169.6	22:01.650
9	2	2:31.233	41.576	1:11.569	38.088	216.2	24:32.883
10	2	2:35.777	41.587	1:13.246	40.944	202.1	27:08.660
11	2	2:31.344	41.263	1:11.252	38.829	215.7	29:40.004
12	1	5:04.134 B	3:11.159	1:13.614	39.361	185.9	34:44.138
13	1	2:36.132	42.711	1:14.242	39.179	191.1	37:20.270
14	1	3:05.965	42.685	1:30.786	52.494	198.5	40:26.235
15	1	3:07.316	1:00.713	1:26.297	40.306	145.6	43:33.551
16	1	2:33.141	41.824	1:12.325	38.992	214.3	46:06.692
17	1	2:33.472	42.175	1:12.173	39.124	216.6	48:40.164
18	1	2:34.647	43.445	1:11.805	39.397	210.4	51:14.811
19	1	2:32.132	42.606	1:10.838	38.688	227.2	53:46.943
20	1	2:35.254	41.638	1:12.329	41.287	218.0	56:22.197
21	1	2:34.763	42.493	1:12.007	40.263	221.8	58:56.960
22	1	2:32.258	41.566	1:11.668	39.024	213.9	1:01:29.218

Lap	D	Time	Sector 1	Sector 2	Sector 3	T. Spd	Elapsed
1	1	3:08.098	56.961	1:25.436	45.701		3:08.098
2	1	2:56.335	46.472	1:24.696	45.167	167.9	6:04.433
3	1	2:54.488	45.764	1:23.518	45.206	176.6	8:58.921
4	1	2:53.907	46.044	1:22.743	45.120	181.6	11:52.828
5	1	2:52.605	45.166	1:23.094	44.345	187.9	14:45.433
6	1	2:55.552	45.553	1:21.474	48.525	178.7	17:40.985
7	1	3:36.138	47.916	1:41.742	1:06.480	148.0	21:17.123
8	1	2:58.827	48.113	1:27.103	43.611	157.1	24:15.950
9	1	2:52.447	46.478	1:22.624	43.345	179.4	27:08.397
10	1	5:30.876 B	3:23.941	1:22.780	44.155	160.5	32:39.273
11	1	2:50.678	46.215	1:21.084	43.379	173.3	35:29.951
12	1	2:51.595	44.972	1:20.993	45.630	189.0	38:21.546

Lap	D	Time	Sector 1	Sector 2	Sector 3	T. Spd	Elapsed
13	1	3:48.522	1:04.194	1:49.354	54.974	91.7	42:10.068
14	1	2:48.145	44.923	1:20.155	43.067	181.6	44:58.213
15	1	2:49.729	44.568	1:20.698	44.463	182.6	47:47.942
16	1	2:52.064	46.279	1:21.715	44.070	185.9	50:40.006
17	1	2:51.798	46.062	1:20.353	45.383	171.3	53:31.804
18	1	2:52.281	47.435	1:19.865	44.981	181.9	56:24.085
19	1	2:49.196	45.707	1:20.101	43.388	174.8	59:13.281
20	1	2:48.737	45.314	1:19.760	43.663	186.2	1:02:02.018


100 Chevron B19 1971							
1. Charlie HYETT P-2L							
Lap	D	Time	Sector 1	Sector 2	Sector 3	T. Spd	Elapsed
1	1	2:50.840	48.920	1:17.893	44.027		2:50.840
2	1	2:46.463	47.531	1:16.648	42.284	190.7	5:37.303
3	1	2:43.528	45.962	1:15.393	42.173	198.5	8:20.831
4	1	2:44.968	46.328	1:16.736	41.904	203.3	11:05.799
5	1	2:42.758	45.534	1:15.583	41.641	204.5	13:48.557
6	1	2:47.806	47.504	1:15.798	44.504	206.5	16:36.363
7	1	3:02.460	47.341	1:18.054	57.065	169.8	19:38.823
8	1	3:18.264	1:00.357	1:30.816	47.091	141.4	22:57.087
9	1	2:43.316	45.172	1:16.653	41.491	198.1	25:40.403
10	1	5:18.713 B	3:23.387	1:14.397	40.929	193.3	30:59.116
11	1	2:40.662	44.867	1:15.038	40.757	202.5	33:39.778
12	1	2:40.651	44.355	1:15.563	40.733	202.9	36:20.429
13	1	2:41.449	44.543	1:13.465	43.441	202.9	39:01.878
14	1	3:25.974	51.141	1:34.153	1:00.680	153.3	42:27.852
15	1	2:46.547	49.430	1:15.623	41.494	186.2	45:14.399
16	1	2:41.376	44.922	1:14.714	41.740	207.4	47:55.775
17	1	2:40.718	44.599	1:15.304	40.815	211.7	50:36.493
18	1	2:39.968	45.552	1:12.592	41.824	208.2	53:16.461
19	1	2:42.971	44.216	1:16.329	42.426	189.7	55:59.432
20	1	2:56.934	1:02.652	1:12.864	41.418	195.9	58:56.366
21	1	2:39.381	44.627	1:12.599	42.155	197.4	1:01:35.747

110 Sabre D4 1971							
1. Franco PEDRAZZI P+2L							
Lap	D	Time	Sector 1	Sector 2	Sector 3	T. Spd	Elapsed
1	1	3:17.454	1:06.643	1:23.961	46.850		3:17.454
2	1	2:59.959	48.874	1:24.163	46.922	174.5	6:17.413
3	1	2:56.511	48.758	1:21.930	45.823	166.8	9:13.924
4	1	2:53.780	47.680	1:21.417	44.683	181.9	12:07.704
5	1	2:53.354	47.045	1:21.440	44.869	189.7	15:01.058
6	1	2:52.669	46.942	1:20.038	45.689	194.4	17:53.727
7	1	3:27.888	50.075	1:31.375	1:06.438	179.4	21:21.615
8	1	2:58.046	47.141	1:25.174	45.731	179.1	24:19.661
9	1	2:51.694	46.181	1:19.894	45.619	200.1	27:11.355
10	1	5:36.574 B	3:37.156	1:16.520	42.898	181.9	32:47.929
11	1	2:47.023	47.670	1:16.110	43.243	197.0	35:34.952
12	1	2:49.248	47.114	1:17.655	44.479	174.8	38:24.200
13	1	4:02.701	1:06.206	1:47.843	1:08.652	106.8	42:26.901
14	1	2:51.382	49.904	1:19.006	42.472	194.7	45:18.283
15	1	2:46.177	45.686	1:16.472	44.019	198.1	48:04.460
16	1	2:48.074	46.722	1:17.427	43.925	200.1	50:52.534
17	1	2:46.827	46.842	1:16.310	43.675	188.3	53:39.361
18	1	2:48.189	47.014	1:17.200	43.975	190.7	56:27.550
19	1	2:49.342	47.474	1:17.978	43.890	197.8	59:16.892
20	1	2:47.657	47.370	1:16.949	43.338	188.6	1:02:04.549









# CLASSIC ENDURANCE RACING 1

## SPA CLASSIC RACE

### Sector Analysis

Personal Best Session Best B Crossing the finish line in pit lane

Lap	D	Time	Sector 1	Sector 2	Sector 3	T. Spd	Elapsed	Lap	D	Time	Sector 1	Sector 2	Sector 3	T. Spd	Elapsed
9	1	2:56.684	49.195	1:20.685	46.804	189.0	30:20.543								
10	1	2:59.629	50.810	1:22.860	45.959	176.9	33:20.172								
11	1	5:31.669 <b>B</b>	3:19.046	1:21.242	51.381	188.6	38:51.841								
12	1	3:34.217	58.137	1:34.876	1:01.204	155.9	42:26.058								
13	1	2:58.453	50.655	1:22.550	45.248	172.7	45:24.511								
14	1	2:54.321	49.327	1:19.277	45.717	190.0	48:18.832								
15	1	2:55.082	49.205	1:21.622	44.255	187.9	51:13.914								
16	1	<b>2:52.158</b>	49.364	<b>1:17.943</b>	44.851	200.9	54:06.072								
17	1	2:58.125	49.176	1:19.194	49.755	187.3	57:04.197								
18	1	2:52.436	49.242	1:19.179	<b>44.015</b>	197.0	59:56.633								
19	1	2:53.796	<b>48.655</b>	1:20.687	44.454	184.5	1:02:50.429								
<b>220</b> Porsche 906 1966 P-2L 1. David NOGAREDA ESTIVI															
1	1	3:41.644	1:21.226	1:30.864	49.554		3:41.644								
2	1	3:05.523	50.951	1:26.039	48.533	163.1	6:47.167								
3	1	3:01.219	50.393	1:24.113	46.713	186.2	9:48.386								
4	1	3:00.805	50.045	1:23.678	47.082	180.3	12:49.191								
5	1	2:59.434	49.352	1:23.507	46.575	182.6	15:48.625								
6	1	3:22.449	49.268	1:27.166	1:06.015	183.9	19:11.074								
7	1	3:03.486	54.121	1:23.777	45.588	167.9	22:14.560								
8	1	2:56.397	49.594	1:20.814	45.989	185.6	25:10.957								
9	1	2:56.352	50.314	1:21.252	<b>44.786</b>	172.7	28:07.309								
10	1	5:24.901 <b>B</b>	3:18.528	1:21.149	45.224	185.9	33:32.210								
11	1	2:57.192	49.820	1:21.783	45.589	177.5	36:29.402								
12	1	2:58.497	49.327	1:21.520	47.650	181.3	39:27.899								
13	1	3:09.466	50.063	1:25.207	54.196	174.2	42:37.365								
14	1	2:56.129	49.743	1:20.839	45.547	184.2	45:33.494								
15	1	<b>2:56.071</b>	<b>48.344</b>	1:21.837	45.890	194.4	48:29.565								
16	1	2:57.004	49.394	1:21.304	46.306	180.0	51:26.569								
17	1	2:56.109	50.371	<b>1:20.389</b>	45.349	176.6	54:22.678								
18	1	2:58.050	49.428	1:22.262	46.360	185.9	57:20.728								
19	1	2:56.403	49.366	1:21.653	45.384	172.4	1:00:17.131								
20	1	2:56.884	49.288	1:22.119	45.477	193.3	1:03:14.015								
<b>255</b> Porsche 911 2.5L ST 1975 GT1 1. Philippe MARIE															
1	1	3:50.921	1:26.124	1:31.931	52.866		3:50.921								
2	1	3:16.987	56.667	1:29.793	50.527	171.3	7:07.908								
3	1	3:20.308	57.958	1:29.348	53.002	162.8	10:28.216								
4	1	3:17.677	57.505	1:29.843	50.329	174.5	13:45.893								
5	1	3:20.487	56.704	1:30.245	53.538	180.6	17:06.380								
6	1	4:03.945	1:07.008	1:51.232	1:05.705	102.7	21:10.325								
7	1	3:20.116	57.424	1:32.252	50.440	167.3	24:30.441								
8	1	3:16.662	57.040	1:27.943	51.679	177.5	27:47.103								
9	1	6:04.254 <b>B</b>	3:44.541	1:29.824	49.889	166.2	33:51.357								
10	1	<b>3:14.421</b>	55.952	1:28.692	49.777	176.0	37:05.778								
11	1	3:19.714	<b>55.433</b>	1:31.764	52.517	170.4	40:25.492								
12	1	3:21.111	1:00.605	1:31.065	<b>49.441</b>	151.9	43:46.603								
13	1	3:18.846	59.482	1:28.451	50.913	177.5	47:05.449								
14	1	3:16.045	57.050	<b>1:27.788</b>	51.207	176.0	50:21.494								
15	1	3:20.782	56.458	1:33.116	51.208	176.3	53:42.276								
16	1	3:21.576	57.288	1:30.828	53.460	171.3	57:03.852								
17	1	3:17.648	56.114	1:30.369	51.165	183.9	1:00:21.500								
18	1	3:15.826	56.044	1:28.726	51.056	172.7	1:03:37.326								

