


# CLASSIC ENDURANCE RACING 1

## SPA CLASSIC QUALIFYING

### Sector Analysis

Personal Best Session Best B Crossing the finish line in pit lane

Lap	D	Time	Sector 1	Sector 2	Sector 3	T. Spd	Elapsed	Lap	D	Time	Sector 1	Sector 2	Sector 3	T. Spd	Elapsed	
<b>2</b>		Lola T210 1970 1. Frank JACOB P+2L														
1	1	3:25.668	47.478	1:40.719	57.471	122.3	3:25.668	2	1	4:10.794	53.019	1:53.420	1:24.355	157.1	8:13.178	
2	1	4:04.974	53.814	1:44.146	1:27.014	169.8	7:30.642	3	1	10:24.620	B 7:53.514	1:36.556	54.550	136.5	18:37.798	
3	1	10:49.089	B 8:11.373	1:44.383	53.333	115.5	18:19.731	4	1	3:06.306	52.046	1:27.265	46.995	185.2	21:44.104	
4	1	3:06.811	50.530	1:29.493	46.788	173.9	21:26.542	5	1	2:56.219	47.287	1:23.744	45.188	215.7	24:40.323	
5	1	3:05.651	49.331	1:29.797	46.523	182.2	24:32.193	6	1	2:53.387	46.149	1:21.664	45.574	179.7	27:33.710	
6	1	3:01.512	49.404	1:26.164	45.944	183.9	27:33.705	7	1	<b>2:47.983</b>	45.024	<b>1:20.133</b>	42.826	182.9	30:21.693	
7	1	2:58.500	48.306	1:24.741	45.453	205.3	30:32.205	8	1	3:28.155	44.551	1:28.488	1:15.116	192.5	33:49.848	
8	1	3:48.890	47.256	1:34.627	1:27.007	204.1	34:21.095	9	1	6:13.865	B 4:10.132	1:20.999	<b>42.734</b>	177.5	40:03.713	
9	1	3:07.158	58.626	1:22.749	45.783	187.9	37:28.253	10	1	3:30.267	<b>43.699</b>	1:32.988	1:13.580	197.0	43:33.980	
10	1	<b>2:50.973</b>	46.561	<b>1:20.544</b>	<b>43.868</b>	211.7	40:19.226									
11	1	3:24.041	<b>46.432</b>	1:32.044	1:05.565	194.7	43:43.267									
<b>3</b>		Lola T70 Mk.3B 1968 1. Jason STUART WRIGHT P+2L														
1	1	3:25.865	1:03.586	1:30.552	51.727	196.2	3:25.865	1	1	4:34.278	1:47.806	1:46.438	1:00.034	123.5	4:34.278	
2	1	4:02.503	49.146	1:46.198	1:27.159	193.6	7:28.368	2	1	4:46.591	1:06.660	2:07.974	1:31.957	97.7	9:20.869	
3	1	10:49.598	B 8:31.474	1:29.473	48.651	162.5	18:17.966	3	1	9:08.622	B 6:39.180	1:38.522	50.920	128.3	18:29.491	
4	1	2:56.052	47.441	1:23.138	45.473	205.7	21:14.018	4	1	3:12.178	49.260	1:32.701	50.217	159.3	21:41.669	
5	1	2:53.722	46.045	1:22.244	45.433	221.8	24:07.740	5	1	2:58.054	47.615	1:25.626	44.813	180.6	24:39.723	
6	1	2:50.922	<b>44.823</b>	1:21.342	44.757	203.7	26:58.662	6	1	3:13.115	49.102	1:32.606	51.407	162.8	27:52.838	
7	1	<b>2:49.200</b>	45.135	<b>1:20.020</b>	<b>44.045</b>	196.2	29:47.862	7	2	6:26.661	B 3:23.316	1:34.012	1:29.333	161.0	34:19.499	
8	1	3:31.391	45.558	1:24.576	1:21.257	209.1	33:19.253	8	2	3:00.729	56.038	1:20.630	44.061	175.1	37:20.228	
9	1	8:05.326	B 5:59.320	1:20.177	45.829	185.2	41:24.579	9	2	<b>2:44.130</b>	<b>44.892</b>	<b>1:16.997</b>	<b>42.241</b>	192.9	40:04.358	
<b>4</b>		Porsche 908/03 1971 1. Henrique GEMPERLE P+2L 2. Marc de SIEBENTHAL														
1	2	3:47.248	1:26.297	1:31.617	49.334	136.3	3:47.248	10	2	<b>2:38.267</b>	43.699	<b>1:13.364</b>	41.204	206.1	41:01.176	
2	2	3:55.643	48.741	1:41.481	1:25.421	181.3	7:42.891	11	1	4:27.031	56.901	2:00.713	1:29.417	108.0	45:28.207	
3	2	9:45.720	B 7:35.816	1:24.769	45.135	166.0	17:28.611									
4	2	2:47.104	46.550	1:18.900	41.654	189.7	20:15.715									
5	2	2:41.717	44.505	1:16.567	40.645	194.7	22:57.432									
6	2	2:51.227	<b>43.533</b>	1:16.946	50.748	211.7	25:48.659									
7	1	5:58.561	B 3:55.410	1:19.902	43.249	173.9	31:47.220									
8	1	3:55.467	1:21.418	1:51.412	42.637	72.9	35:42.687									
9	1	2:40.222	45.006	1:14.908	<b>40.308</b>	183.6	38:22.909									
<b>6</b>		Porsche 911 Carrera RSR 2.8L (C) 1973 1. Kurt THIEL GT1														
1	1	4:57.697	1:59.633	1:53.385	1:04.679	109.3	4:57.697	15	1	3:56.370	1:28.519	1:37.126	50.725	142.4	3:56.370	
2	1	5:36.104	1:32.919	2:18.467	1:44.718	73.9	10:33.801	2	1	4:10.637	50.025	1:53.669	1:26.943	168.4	8:07.007	
3	1	8:02.275	B 5:21.898	1:44.047	56.330	135.2	18:36.076	3	1	10:10.507	B 7:44.203	1:37.262	49.042	139.9	18:17.514	
4	1	3:23.833	57.277	1:35.368	51.188	152.1	21:59.909	4	1	3:04.726	51.819	1:27.524	45.383	176.3	21:22.240	
5	1	3:17.258	53.775	1:32.130	51.353	160.0	25:17.167	5	1	2:59.088	48.342	1:25.873	44.873	170.4	24:21.328	
6	1	3:12.840	53.970	1:28.915	49.955	172.4	28:30.007	6	1	2:56.075	47.668	1:23.755	44.652	179.1	27:17.403	
7	1	3:08.891	52.126	1:28.618	48.147	182.9	31:38.898	7	1	<b>2:54.484</b>	47.955	1:21.998	44.531	176.6	30:11.887	
8	1	4:04.277	1:12.355	2:03.164	48.758	82.7	35:43.175	8	1	3:35.553	47.222	1:26.426	1:21.905	175.7	33:47.440	
9	1	<b>3:06.870</b>	<b>51.469</b>	1:27.966	<b>47.435</b>	185.6	38:50.045	9	1	5:14.053	B 3:17.625	<b>1:15.477</b>	<b>40.951</b>	193.3	39:01.493	
10	1	3:24.337	51.858	<b>1:27.039</b>	1:05.440	181.0	42:14.382	10	1	3:02.297	<b>44.042</b>	1:16.809	1:01.446	206.1	42:03.790	
<b>7</b>		Lola T70 Mk.3B 1969 1. Toni SEILER P+2L														
1	1	4:02.384	1:28.661	1:39.727	53.996	133.3	4:02.384	18	1	6:17.234	3:28.226	1:32.384	1:16.624	138.9	6:17.234	
<b>11</b>		Ford GT40 (C) 1965 1. Frederic WAKEMAN GT1 2. Mike GRANT-PETERKIN														
1	1	4:34.278	1:47.806	1:46.438	1:00.034	123.5	4:34.278	1	1	6:17.234	3:28.226	1:32.384	1:16.624	138.9	6:17.234	
2	1	4:46.591	1:06.660	2:07.974	1:31.957	97.7	9:20.869	2	1	5:27.696	1:50.152	2:03.837	1:33.707	73.7	11:44.930	
3	1	9:08.622	B 6:39.180	1:38.522	50.920	128.3	18:29.491	3	1	6:08.226	B 3:55.281	1:27.585	45.360	145.0	17:53.156	
4	1	3:12.178	49.260	1:32.701	50.217	159.3	21:41.669	4	1	2:50.524	45.728	1:21.077	43.719	175.7	20:43.680	
5	1	2:58.054	47.615	1:25.626	44.813	180.6	24:39.723	5	1	2:44.157	43.905	1:19.011	41.241	186.2	23:27.837	
6	1	3:13.115	49.102	1:32.606	51.407	162.8	27:52.838	6	1	2:54.646	B 44.088	1:19.424	51.134	184.2	26:22.483	
7	2	6:26.661	B 3:23.316	1:34.012	1:29.333	161.0	34:19.499	7	2	8:42.046	5:44.361	2:06.396	51.289	181.0	35:04.529	
8	2	3:00.729	56.038	1:20.630	44.061	175.1	37:20.228	8	2	2:37.380	44.301	1:13.365	39.714	216.2	37:41.909	
9	2	<b>2:44.130</b>	<b>44.892</b>	<b>1:16.997</b>	<b>42.241</b>	192.9	40:04.358	9	2	<b>2:34.026</b>	42.884	<b>1:11.660</b>	<b>39.482</b>	228.7	40:15.935	
10	2	3:30.840	45.105	1:31.813	1:13.922	181.3	43:35.198									
<b>12</b>		Chevron B16 1970 1. Thomas DOZIN P-2L														
1	1	4:35.770	1:44.703	1:47.090	1:03.977	142.8	4:35.770	1	1	3:56.370	1:28.519	1:37.126	50.725	142.4	3:56.370	
2	1	5:41.567	1:22.412	2:31.513	1:47.642	66.8	10:17.337	2	1	4:10.637	50.025	1:53.669	1:26.943	168.4	8:07.007	
3	1	10:27.118	B 7:57.934	1:37.319	51.865	119.4	20:44.455	3	1	10:10.507	B 7:44.203	1:37.262	49.042	139.9	18:17.514	
4	1	<b>3:09.925</b>	52.783	<b>1:28.458</b>	48.864	176.6	23:54.380	4	1	3:04.726	51.819	1:27.524	45.383	176.3	21:22.240	
5	1	3:10.937	<b>51.207</b>	1:31.458	<b>48.272</b>	172.1	27:05.317	5	1	2:59.088	48.342	1:25.873	44.873	170.4	24:21.328	
6	1	13:53.654	B ...	1:32.015	48.678	134.0	40:58.971	6	1	2:56.075	47.668	1:23.755	44.652	179.1	27:17.403	
7	1	4:50.047	1:05.464	2:10.166	1:34.417	86.8	45:49.018	7	1	<b>2:54.484</b>	47.955	1:21.998	44.531	176.6	30:11.887	
<b>15</b>		Chevron B19 1971 1. John EMBERSON P-2L 2. Nigel GREENSALL														
1	1	3:56.370	1:28.519	1:37.126	50.725	142.4	3:56.370	1	1	3:56.370	1:28.519	1:37.126	50.725	142.4	3:56.370	
2	1	4:10.637	50.025	1:53.669	1:26.943	168.4	8:07.007	2	1	4:10.637	50.025	1:53.669	1:26.943	168.4	8:07.007	
3	1	10:10.507	B 7:44.203	1:37.262	49.042	139.9	18:17.514	3	1	10:10.507	B 7:44.203	1:37.262	49.042	139.9	18:17.514	
4	1	3:04.726	51.819	1:27.524	45.383	176.3	21:22.240	4	1	3:04.726	51.819	1:27.524	45.383	176.3	21:22.240	
5	1	2:59.088	48.342	1:25.873												



# CLASSIC ENDURANCE RACING 1


## SPA CLASSIC QUALIFYING

### Sector Analysis

Personal Best Session Best B Crossing the finish line in pit lane

Lap	D	Time	Sector 1	Sector 2	Sector 3	T. Spd	Elapsed	Lap	D	Time	Sector 1	Sector 2	Sector 3	T. Spd	Elapsed		
10	2	3:22.514	42.082	1:25.093	1:15.339	229.8	43:38.449	5	1	3:08.231	52.462	1:26.217	49.552	184.9	24:30.006		
<b>19</b> Chevron B19 1971 P-2L																	
1. Rolf SIGRIST																	
1	1	5:01.879	2:17.473	1:41.829	1:02.577	135.2	5:01.879	6	2	7:28.669	B	4:50.363	1:39.323	58.983	143.0	31:58.675	
2	1	12:54.036	B	...	1:31.847	51.103	17:55.915	7	2	4:33.133	B	2:05.311	1:37.005	50.817	98.4	36:31.808	
3	1	3:05.137	50.716	1:27.714	46.707	169.6	21:01.052	8	2	3:07.429		54.158	1:25.185	48.086	160.3	39:39.237	
4	1	2:58.323	48.276	1:24.463	45.584	172.7	23:59.375	9	2	3:41.103		54.323	1:29.872	1:16.908	175.4	43:20.340	
5	1	2:54.432	46.983	1:22.787	44.662	180.0	26:53.807	<b>25</b> Porsche 911 Carrera RSR 3.0 (C) 1974 GT1									
6	1	2:53.172	46.876	1:21.366	44.930	190.4	29:46.979	1. Uwe KOLB									
7	1	8:47.113	B	6:38.847	1:23.627	44.639	178.1	38:34.092	2. Patrick KOLB								
8	1	2:52.688	46.730	1:18.598	47.360	191.1	41:26.780	1	1	3:31.807					3:31.807		
<b>21</b> De Tomaso Pantera Gr. IV 1975 GT1																	
1. Detlef VON DER LIECK																	
2. Ralf KELLENERS																	
1	2	4:41.613	2:07.551	1:40.882	53.180	142.8	4:41.613	2	1	4:01.368					7:33.175		
2	2	5:41.023	1:22.373	2:30.134	1:48.516	73.6	10:22.636	3	2	17:59.873		...	1:24.577	44.613	148.8	25:33.048	
3	2	8:47.636	B	6:18.996	1:34.542	54.098	136.9	19:10.272	4	2	2:58.971	47.480	1:25.061	46.430	201.7	28:32.019	
4	2	3:16.947	54.512	1:31.739	50.696	139.7	22:27.219	5	2	6:54.906	B	3:50.927	2:21.433	42.546	102.3	35:26.925	
5	2	3:25.974	52.871	1:34.626	58.477	156.3	25:53.193	6	2	2:45.645		47.441	1:15.661	42.543	203.7	38:12.570	
6	1	7:44.234	B	4:46.096	1:31.164	1:26.974	151.0	33:37.427	7	2	6:01.421	B	3:12.022	1:43.150	1:06.249	148.2	44:13.991
7	1	3:19.072	1:17.715	1:18.544	42.813	193.6	36:56.499	<b>27</b> De Tomaso Pantera GTS 1975 GT1									
8	1	2:45.039	45.180	1:17.367	42.492	205.3	39:41.538	1. Pedro SANCHEZ									
9	1	3:45.020	53.853	1:41.054	1:10.113	146.5	43:26.558	2. Michael FUNKE									
1	2	4:43.568	2:13.803	1:36.874	52.891	158.3	4:43.568	1	2	5:41.036	1:27.502	2:25.421	1:48.113	72.8	10:24.604		
2	2	5:41.023	1:22.373	2:30.134	1:48.516	73.6	10:22.636	3	1	14:38.310	B	...	1:27.271	51.892	162.0	25:02.914	
3	2	8:47.636	B	6:18.996	1:34.542	54.098	136.9	19:10.272	4	1	2:58.503	52.369	1:21.786	44.348	168.2	28:01.417	
4	2	3:16.947	54.512	1:31.739	50.696	139.7	22:27.219	5	1	2:52.933		47.801	1:21.318	43.814	186.9	30:54.350	
5	2	3:25.974	52.871	1:34.626	58.477	156.3	25:53.193	6	1	7:54.884	B	5:31.241	1:34.798	48.845	146.5	38:49.234	
6	1	7:44.234	B	4:46.096	1:31.164	1:26.974	151.0	33:37.427	7	1	3:18.091	50.099	1:24.662	1:03.330	172.4	42:07.325	
7	1	3:19.072	1:17.715	1:18.544	42.813	193.6	36:56.499	<b>30</b> Ford GT40 (C) 1965 GT1									
8	1	2:45.039	45.180	1:17.367	42.492	205.3	39:41.538	1. Marcus VON OEYNSHAUSI									
9	1	3:45.020	53.853	1:41.054	1:10.113	146.5	43:26.558	1	1	4:05.625	1:31.247	1:40.401	53.977	146.3	4:05.625		
1	1	4:38.191	1:53.009	1:45.751	59.431	142.6	4:38.191	2	1	4:09.814	52.246	1:51.823	1:25.745	173.6	8:15.439		
2	1	5:43.444	1:22.992	2:31.427	1:49.025	66.6	10:21.635	3	1	9:29.953	B	7:08.379	1:35.673	45.901	135.2	17:45.392	
3	1	8:27.409	B	5:56.668	1:37.748	52.993	158.5	18:49.044	4	1	3:00.672	46.884	1:26.419	47.369	197.4	20:46.064	
4	1	3:22.978	52.730	1:40.364	49.884	159.5	22:12.022	5	1	2:53.068	46.828	1:22.425	43.815	207.8	23:39.132		
5	1	3:12.094	52.234	1:31.136	48.724	164.1	25:24.116	6	1	2:50.735	46.273	1:21.429	43.033	202.9	26:29.867		
6	1	3:07.731	50.936	1:28.358	48.437	176.0	28:31.847	7	1	2:52.382	46.375	1:22.814	43.193	197.0	29:22.249		
7	1	3:07.433	51.261	1:28.634	47.538	200.1	31:39.280	8	1	2:53.021	46.241	1:21.553	45.227	200.1	32:15.270		
8	1	4:01.477	1:11.075	2:02.186	48.216	87.5	35:40.757	9	1	3:38.350	1:14.854	1:39.727	43.769	106.9	35:53.620		
9	1	3:04.153	50.575	1:25.659	47.919	179.4	38:44.910	10	1	2:51.428	46.785	1:21.562	43.081	196.6	38:45.048		
10	1	3:18.178	50.416	1:22.983	1:04.779	197.8	42:03.088	11	1	2:49.791	45.862	1:19.354	44.575	190.0	41:34.839		
<b>22</b> Chevron B16 1970 P-2L																	
1. Didier ROBIN																	
1	1	4:38.191	1:53.009	1:45.751	59.431	142.6	4:38.191	<b>35</b> Lola T70 Mk.3B 1969 P+2L									
2	1	5:43.444	1:22.992	2:31.427	1:49.025	66.6	10:21.635	1. Armand MILLE									
3	1	8:27.409	B	5:56.668	1:37.748	52.993	158.5	18:49.044	1	1	3:47.823	1:19.547	1:36.879	51.397	149.7	3:47.823	
4	1	3:22.978	52.730	1:40.364	49.884	159.5	22:12.022	2	1	4:11.216	48.681	1:55.374	1:27.161	163.6	7:59.039		
5	1	3:12.094	52.234	1:31.136	48.724	164.1	25:24.116	3	1	10:45.522	B	8:25.174	1:33.012	47.336	150.6	18:44.561	
6	1	3:07.731	50.936	1:28.358	48.437	176.0	28:31.847	4	1	2:57.423	46.261	1:25.652	45.510	188.6	21:41.984		
7	1	3:07.433	51.261	1:28.634	47.538	200.1	31:39.280	5	1	2:48.523	44.790	1:21.156	42.577	190.7	24:30.507		
8	1	4:01.477	1:11.075	2:02.186	48.216	87.5	35:40.757	6	1	2:44.056	43.397	1:19.122	41.537	187.3	27:14.563		
9	1	3:04.153	50.575	1:25.659	47.919	179.4	38:44.910	7	1	2:40.279	42.949	1:16.279	41.051	195.5	29:54.842		
10	1	3:18.178	50.416	1:22.983	1:04.779	197.8	42:03.088	8	1	3:25.205	42.810	1:20.603	1:21.792	204.1	33:20.047		
<b>23</b> Ferrari 512 M (C) 1971 P+2L																	
1. Lukas HALUSA																	
2. Alexander AMES																	
1	1	3:00.400					3:00.400	9	1	7:28.401	B	5:28.799	1:18.708	40.894	174.8	40:48.448	
2	1	15:36.012	...	1:25.587	47.265	180.3	18:36.412	10	1	3:26.486	46.172	1:33.658	1:06.656	161.0	44:14.934		
3	1	2:42.101	42.455	1:19.866	39.780	175.7	21:18.513	<b>41</b> Ford GT40 (C) 1965 GT1									
4	2	5:40.566	B	3:35.171	1:23.782	41.613	147.7	1. Christophe SCHWARTZ									
5	2	2:38.140	43.922	1:15.544	38.674	197.8	29:37.219	1	1	4:09.917	1:19.809	1:54.075	56.033	119.0	4:09.917		
6	2	2:48.681	46.119	1:19.170	43.392	177.2	32:25.900	2	1	4:09.128	54.805	1:50.201	1:24.122	157.3	8:19.045		
7	2	3:33.781	1:15.152	1:35.976	42.653	114.9	35:59.681										
8	2	2:36.441	41.995	1:13.437	41.009	190.4	38:36.122										
9	2	2:32.170	41.258	1:11.553	39.359	197.0	41:08.292										
10	2	4:42.893	58.290	2:09.261	1:35.342	80.3	45:51.185										
<b>24</b> Chevron B16 1971 P-2L																	
1. François BOURDIN																	
2. Charles BOURDIN																	
1	1	4:55.765	2:02.930	1:48.719	1:04.116	140.6	4:55.765										
2	1	5:35.644	1:33.009	2:18.728	1:43.907	75.8	10:31.409										
3	1	7:37.222	B	5:05.150	1:40.366	51.706	132.8										
4	1	3:13.144	54.479	1:30.388	48.277	162.3	21:21.775										





# CLASSIC ENDURANCE RACING 1


## SPA CLASSIC QUALIFYING

### Sector Analysis

Personal Best Session Best B Crossing the finish line in pit lane

Lap	D	Time	Sector 1	Sector 2	Sector 3	T. Spd	Elapsed	Lap	D	Time	Sector 1	Sector 2	Sector 3	T. Spd	Elapsed
<b>42</b> Lola T212 1971 1.Christophe BEAUDON P-2L															
1	1	4:33.584	1:47.633	1:42.320	1:03.631	144.2	4:33.584								
2	1	4:46.213	1:04.459	2:09.033	1:32.721	89.6	9:19.797								
3	1	9:04.213 B	6:23.186	1:44.495	56.532	123.2	18:24.010								
4	1	3:20.183	53.277	1:33.251	53.655	154.0	21:44.193								
5	1	3:18.367	51.226	1:30.801	56.340	168.4	25:02.560								
6	1	3:18.628	57.312	1:30.031	51.285	149.9	28:21.188								
7	1	3:06.578	51.008	1:27.166	48.404	185.9	31:27.766								
8	1	4:12.322	1:06.425	2:16.786	49.111	72.7	35:40.088								
9	1	3:02.976	49.291	1:25.554	48.131	176.6	38:43.064								
10	1	3:12.274	48.410	1:25.400	58.464	164.9	41:55.338								
<b>45</b> Chevron B19 1971 1.Gianluigi CANDIANI P-2L 2.Frédéric ROUVIER															
1	1	3:29.316	55.363	1:39.658	54.295	159.0	3:29.316								
2	1	4:02.141	52.311	1:42.890	1:26.940	175.1	7:31.457								
3	1	11:04.598 B	8:39.643	1:32.819	52.136	154.4	18:36.055								
4	1	3:01.424	48.286	1:26.785	46.353	194.0	21:37.479								
5	1	2:55.330	47.686	1:21.397	46.247	195.9	24:32.809								
6	1	2:53.072	48.598	1:20.030	44.444	202.9	27:25.881								
7	1	8:49.284 B	6:41.643	1:26.043	41.598	101.2	36:15.165								
8	1	2:40.882	45.056	1:15.167	40.659	211.7	38:56.047								
9	1	3:00.570	43.366	1:18.969	58.235	233.4	41:56.617								
<b>47</b> Lola T70 Mk.2 1966 1.Marcel BERNET P+2L															
1	1	5:03.358	2:16.388	1:45.238	1:01.732	129.4	5:03.358								
2	1	5:34.881	1:32.181	2:17.838	1:44.862	68.4	10:38.239								
3	1	8:30.647 B	5:57.885	1:39.557	53.205	124.7	19:08.886								
4	1	3:16.016	50.651	1:34.034	51.331	151.2	22:24.902								
5	1	3:14.592	51.058	1:32.718	50.816	154.4	25:39.494								
6	1	3:16.961	51.116	1:34.883	50.962	164.1	28:56.455								
7	1	7:42.752 B	5:16.146	1:35.961	50.645	105.8	36:39.207								
8	1	3:24.588	55.960	1:33.035	55.593	145.0	40:03.795								
9	1	3:49.242	1:00.780	1:42.383	1:06.079	102.7	43:53.037								
<b>49</b> Porsche 911 Carrera RS 3.0 1974 1.Christophe FLORIN GT1															
1	1	5:13.930	2:31.697	1:43.323	58.910	120.4	5:13.930								
2	1	5:30.014	1:30.900	2:13.039	1:46.075	79.4	10:43.944								
3	1	8:13.837 B	5:43.194	1:37.368	53.275	121.9	18:57.781								
4	1	3:20.748	54.110	1:33.774	52.864	169.6	22:18.529								
5	1	3:25.260	58.164	1:35.361	51.735	148.6	25:43.789								
6	1	3:19.268	54.686	1:33.510	51.072	168.2	29:03.057								
7	1	3:14.577	53.569	1:29.817	51.191	172.7	32:17.634								
8	1	3:52.217	1:20.868	1:41.181	50.168	95.5	36:09.851								
9	1	3:11.091	52.799	1:27.878	50.414	181.0	39:20.942								
10	1	3:39.298	52.897	1:33.287	1:13.114	170.7	43:00.240								
<b>51</b> Porsche 911 Carrera RSR 3.0 1974 1.Frédéric DI EGIDIO GT1															
1	1	5:05.768	2:29.769	1:39.557	56.442	124.4	5:05.768								
2	1	5:34.704	1:31.482	2:17.704	1:45.518	60.5	10:40.472								
3	1	8:05.745 B	5:39.673	1:35.240	50.832	148.8	18:46.217								
4	1	3:16.641	54.145	1:33.298	49.198	153.5	22:02.858								
5	1	3:16.613	54.428	1:29.597	52.588	152.4	25:19.471								
6	1	3:13.955	56.780	1:27.700	49.475	166.8	28:33.426								
7	1	3:13.423	54.592	1:30.198	48.633	186.9	31:46.849								
8	1	4:09.006	1:25.120	1:54.780	49.106	62.9	35:55.855								
9	1	3:09.723	53.971	1:27.661	48.091	166.2	39:05.578								
10	1	3:33.312	53.283	1:25.425	1:14.604	180.0	42:38.890								
<b>55</b> Chevron B19 1971 1.François RIVAZ P-2L 2.Frank STIPPLER															
1	2	3:26.400	1:06.935	1:29.832	49.633	162.8	3:26.400								
2	2	4:00.355	49.361	1:44.849	1:26.145	187.6	7:26.755								
3	2	10:07.537 B	7:50.390	1:26.982	50.165	167.3	17:34.292								
4	2	2:44.950	46.213	1:17.360	41.377	212.6	20:19.242								
5	2	2:44.975	45.114	1:17.191	42.670	218.9	23:04.217								
6	2	2:51.798	46.263	1:21.215	44.320	195.5	25:56.015								
7	1	8:26.177 B	5:27.749	1:31.717	1:26.711	152.6	34:22.192								
8	1	2:58.466	56.947	1:17.723	43.796	189.0	37:20.658								
9	1	2:45.644	46.029	1:16.252	43.363	187.3	40:06.302								
10	1	3:30.105	46.547	1:29.520	1:14.038	168.7	43:36.407								
<b>59</b> Porsche 911 Carrera RSR 3.0 1974 1.Jean-Louis BONNET GT1															
1	1	5:34.998	2:37.566	1:52.346	1:05.086	142.2	5:34.998								
2	1	5:21.891	1:35.449	2:09.101	1:37.341	69.7	10:56.889								
3	1	7:39.054 B	4:55.272	1:45.983	57.799	137.1	18:35.943								
4	1	3:41.517	1:03.493	1:43.955	54.069	156.8	22:17.460								
5	1	3:30.246	58.753	1:37.906	53.587	156.8	25:47.706								
6	1	3:32.483	1:01.278	1:37.080	54.125	156.8	29:20.189								
7	1	4:02.265	59.969	1:39.645	1:22.651	161.8	33:22.454								
8	1	5:51.765 B	3:25.535	1:35.194	51.036	157.1	39:14.219								
9	1	3:43.627	57.525	1:34.617	1:11.485	169.8	42:57.846								
<b>61</b> Porsche 911 Carrera RSR 3.0 1974 1.Serge LIBENS GT1															
1	1	10:30.170					10:30.170								
2	1	15:08.333					25:38.503								
3	1	6:36.588					32:15.091								
4	1	3:45.538					36:00.629								
<b>62</b> Chevron B19 1971 1.Michael BIRCH P-2L															
1	1	5:16.043	2:32.846	1:44.674	58.523	133.1	5:16.043								
2	1	5:33.041	1:29.924	2:13.801	1:49.316	75.5	10:49.084								
3	1	8:45.078 B	6:15.326	1:37.711	52.041	150.4	19:34.162								
4	1	3:06.536	51.369	1:28.525	46.642	166.8	22:40.698								
5	1	3:03.810	48.364	1:26.171	49.275	175.4	25:44.508								
6	1	2:58.340	47.556	1:26.058	44.726	188.6	28:42.848								
7	1	3:04.307	48.402	1:28.939	46.966	172.7	31:47.155								
8	1	4:02.460	1:23.523	1:54.427	44.510	66.6	35:49.615								
9	1	2:54.748	46.509	1:21.610	46.629	191.8	38:44.363								





# CLASSIC ENDURANCE RACING 1


## SPA CLASSIC QUALIFYING

### Sector Analysis

Personal Best Session Best B Crossing the finish line in pit lane

Lap	D	Time	Sector 1	Sector 2	Sector 3	T. Spd	Elapsed	Lap	D	Time	Sector 1	Sector 2	Sector 3	T. Spd	Elapsed
10	1	2:51.918	47.140	1:19.551	45.227	174.5	41:36.281	8	2	5:20.268	2:48.984	1:16.284	1:15.000	194.0	42:39.833
<b>63</b>	Chevron B8 1968 1.Roderick JACK P-2L 2.Rory JACK							<b>78</b>	Porsche 911 Carrera RSR 3.0 (C) 1974 1.Roberto BENUCCI GT1 2.Fabio BABINI						
1	1	4:44.853	2:04.025	1:46.129	54.699	131.1	4:44.853	1	2	3:53.015	1:21.838	1:38.181	52.996	153.5	3:53.015
2	1	5:42.460	1:28.766	2:25.220	1:48.474	70.7	10:27.313	2	2	4:12.970	52.282	1:53.758	1:26.930	184.2	8:05.985
3	1	10:41.361	B 8:16.471	1:36.239	48.651	118.7	21:08.674	3	2	10:19.761	B 7:40.624	1:43.615	55.522	127.2	18:25.746
4	1	3:06.115	51.522	1:27.830	46.763	166.2	24:14.789	4	2	3:26.081	54.172	1:36.694	55.215	139.1	21:51.827
5	1	3:03.620	49.898	1:26.993	46.729	169.8	27:18.409	5	2	3:21.972	53.901	1:35.470	52.601	153.1	25:13.799
6	2	5:12.587	B 2:58.742	1:24.462	49.383	159.5	32:30.996	6	2	3:17.426	52.813	1:31.979	52.634	157.1	28:31.225
7	2	3:34.174	1:20.097	1:29.009	45.068	94.0	36:05.170	7	2	3:29.728	57.697	1:38.713	53.318	157.8	32:00.953
8	2	2:55.114	48.087	1:21.879	45.148	184.9	39:00.284	8	2	5:23.009	B 3:15.123	1:21.640	46.246	169.3	37:23.962
9	2	3:07.963	47.369	1:19.119	1:01.475	174.8	42:08.247	9	2	2:51.324	48.708	1:18.593	44.023	209.1	40:15.286
								10	2	3:26.597	48.147	1:22.442	1:16.008	209.9	43:41.883
<b>66</b>	Ford GT40 1965 1.Jean-François DECAUX GT1							<b>86</b>	Lola T70 Mk.3B 1969 1.Eric MESTDAGH P+2L 2.Christophe VAN RIET						
1	1	4:54.701	1:57.360	1:50.663	1:06.678	105.8	4:54.701	1	1	6:02.144	3:27.312	1:32.042	1:02.790	135.6	6:02.144
2	1	5:34.161	1:31.688	2:18.767	1:43.706	77.2	10:28.862	2	2	19:47.430	B ...	1:29.181	49.808	162.0	25:49.574
3	1	7:46.041	B 5:05.286	1:43.586	57.169	114.2	18:14.903	3	2	3:01.582	48.950	1:27.705	44.927	181.9	28:51.156
4	1	3:26.369	56.283	1:35.953	54.133	146.7	21:41.272	4	2	2:54.181	46.118	1:22.753	45.310	203.3	31:45.337
5	1	3:19.695	51.485	1:32.493	55.717	169.3	25:00.967	5	2	3:56.921	1:10.432	2:02.108	44.381	79.9	35:42.258
6	1	3:16.709	56.766	1:29.818	50.125	155.6	28:17.676	6	2	2:51.266	48.590	1:19.839	42.837	197.4	38:33.524
7	1	3:08.890	50.080	1:28.563	50.247	164.9	31:26.566	7	2	2:47.050	45.977	1:16.434	44.639	202.9	41:20.574
8	1	4:12.624	1:06.520	2:16.758	49.346	72.7	35:39.190								
9	1	3:02.927	48.882	1:26.517	47.528	163.6	38:42.117	<b>89</b>	McLaren M6B 1968 1.Max BANKS P+2L 2.Andrew BANKS						
10	1	3:18.131	48.021	1:27.293	1:02.817	165.7	42:00.248	1	1	3:15.502	46.056	1:27.417	1:02.029	145.8	3:15.502
								2	1	3:31.208	45.579	1:24.382	1:21.247	177.8	6:46.710
<b>68</b>	Porsche 911 Carrera RSR 3.0 1974 1.Claudio RODDARO GT1 2.Michel SPEYER							3	1	5:00.572	1:26.554	2:01.027	1:32.991	100.9	11:47.282
1	1	5:04.724	2:22.193	1:43.076	59.455	136.3	5:04.724	4	1	5:55.757	B 3:43.792	1:27.582	44.383	170.1	17:43.039
2	1	5:32.629	1:29.684	2:17.910	1:45.035	64.7	10:37.353	5	1	2:46.701	43.848	1:22.075	40.778	197.4	20:29.740
3	1	7:59.553	B 5:23.900	1:39.941	55.712	126.7	18:36.906	6	1	2:40.512	42.914	1:16.960	40.638	196.2	23:10.252
4	1	3:15.042	53.901	1:30.902	50.239	160.3	21:51.948	7	2	11:52.714	B 8:40.913	2:04.412	1:07.389	181.6	35:02.966
5	1	3:11.089	51.013	1:27.597	52.479	174.8	25:03.037	8	2	2:40.183	44.367	1:16.303	39.513	192.9	37:43.149
6	1	3:13.572	56.044	1:29.031	48.497	155.1	28:16.609	9	2	2:33.718	42.185	1:12.227	39.306	209.5	40:16.867
7	1	3:04.607	50.147	1:26.683	47.777	186.9	31:21.216	10	2	3:23.671	42.369	1:24.998	1:16.304	216.2	43:40.538
8	1	5:52.578	B 3:18.830	1:41.904	51.844	132.4	37:13.794								
9	1	3:11.074	52.287	1:29.026	49.761	160.8	40:24.868	<b>98</b>	Ford GT40 1965 1.James FARLEY GT1						
10	1	3:45.414	52.294	1:44.092	1:09.028	132.6	44:10.282	1	1	4:01.797	1:23.876	1:44.288	53.633	131.2	4:01.797
								2	1	4:09.301	51.636	1:53.555	1:24.110	158.8	8:11.098
<b>70</b>	Lola T70 Mk.3B 1969 1.Pierre-Alain FRANCE P+2L							3	1	9:32.171	B 7:07.829	1:35.994	48.348	132.1	17:43.269
1	1	4:59.704	2:05.742	1:50.031	1:03.931	134.3	4:59.704	4	1	3:02.936	47.720	1:27.384	47.832	174.2	20:46.205
2	1	28:46.693	B ...	1:34.863	1:21.949	170.7	33:46.397	5	1	2:59.289	47.060	1:26.954	45.275	189.7	23:45.494
3	1	3:19.933	1:11.188	1:23.571	45.174	178.7	37:06.330	6	1	2:53.961	45.871	1:24.189	43.901	187.6	26:39.455
4	1	2:49.351	45.459	1:20.522	43.370	189.7	39:55.681	7	1	2:51.583	45.457	1:22.304	43.822	192.9	29:31.038
5	1	3:34.090	45.167	1:37.212	1:11.711	239.4	43:29.771	8	1	2:53.603	45.658	1:23.245	44.700	180.3	32:24.641
								9	1	3:37.510	1:15.394	1:36.712	45.404	103.3	36:02.151
<b>76</b>	Lola T212 1971 1.Gonçalo GOMES P-2L 2.James CLARIDGE							10	1	2:57.033	46.163	1:26.392	44.478	159.5	38:59.184
1	2	3:44.317	1:07.715	1:42.370	54.232	146.9	3:44.317	11	1	3:07.368	45.003	1:21.564	1:00.801	185.6	42:06.552
2	2	4:18.276	54.201	1:59.753	1:24.322	150.8	8:02.593								
3	2	10:47.353	B 8:17.379	1:38.621	51.353	149.5	18:49.946	<b>99</b>	Lola T70 Mk.3 1967 1.Nick CHESTER P+2L 2.Robin WARD						
4	2	3:13.451	51.380	1:33.846	48.225	157.8	22:03.397	1	1	3:19.512	52.507	1:34.678	52.327	143.0	3:19.512
5	2	3:04.531	49.982	1:27.683	46.866	176.6	25:07.928	2	1	3:29.074	50.828	1:36.418	1:01.828	159.0	6:48.586
6	2	3:11.029	52.224	1:30.100	48.705	148.2	28:18.957	3	1	4:59.970	1:25.835	2:00.702	1:33.433	96.6	11:48.556
7	2	9:00.608	B 6:46.114	1:26.654	47.840	178.7	37:19.565								





# CLASSIC ENDURANCE RACING 1


## SPA CLASSIC QUALIFYING

### Sector Analysis

Personal Best Session Best B Crossing the finish line in pit lane

Lap	D	Time	Sector 1	Sector 2	Sector 3	T. Spd	Elapsed	Lap	D	Time	Sector 1	Sector 2	Sector 3	T. Spd	Elapsed
<b>100</b> Chevron B19 1971															
1.Charlie HYETT P+2L															
1	1	3:50.269	1:23.562	1:35.132	51.575	154.9	3:50.269	1	1	6:20.302	3:37.068	1:43.926	59.308	124.1	6:20.302
2	1	4:15.135	53.194	1:55.158	1:26.783	160.3	8:05.404	2	1	5:25.535	1:48.362	2:04.446	1:32.727	74.0	11:45.837
3	1	11:29.779	B 9:13.481	1:27.202	49.096	149.9	19:35.183	3	1	6:57.383	B 4:20.038	1:41.811	55.534	135.6	18:43.220
4	1	2:54.510	49.538	1:19.942	45.030	180.3	22:29.693	4	1	3:16.771	55.212	1:31.107	50.452	159.7	21:59.991
5	1	2:55.014	49.338	1:20.464	45.212	178.4	25:24.707	5	1	3:16.283	51.924	1:31.856	52.503	165.2	25:16.274
6	1	2:55.248	49.490	1:19.805	45.953	175.7	28:19.955	6	2	7:23.515	B 4:44.123	1:39.912	59.480	144.0	32:39.789
7	1	6:43.266	B 3:27.538	2:07.436	1:08.292	171.3	35:03.221	7	2	8:17.077	B 5:57.701	1:31.801	47.575	149.5	40:56.866
8	1	2:48.776	48.051	1:18.088	42.637	187.6	37:51.997	8	2	4:29.171	59.026	2:00.887	1:29.258	104.4	45:26.037
9	1	2:44.825	47.038	1:15.672	42.115	167.9	40:36.822								
10	1	3:34.765	45.543	1:40.086	1:09.136	199.7	44:11.587								
<b>110</b> Sabre D4 1971															
1.Franco PEDRAZZI P+2L															
1	1	5:00.554	2:14.166	1:42.594	1:03.794	138.7	5:00.554								
2	1	5:34.418	1:31.339	2:18.166	1:44.913	71.9	10:34.972								
3	1	8:05.891	B 5:35.436	1:38.408	52.047	155.4	18:40.863								
4	1	3:07.010	51.911	1:26.252	48.847	165.2	21:47.873								
5	1	3:09.227	50.415	1:28.491	50.321	178.7	24:57.100								
6	1	3:02.772	50.360	1:24.058	48.354	171.0	27:59.872								
7	1	14:38.606	B				42:38.478								
<b>113</b> Ford GT40 Mk II (C) 1966															
1.Luco SANCHEZ GT1															
2.Michael FUNKE															
1	1	4:55.679	2:07.499	1:45.337	1:02.843	111.9	4:55.679								
2	1	5:37.228	1:33.621	2:18.778	1:44.829	76.5	10:32.907								
3	1	8:21.823	B 5:59.842	1:32.810	49.171	129.9	18:54.730								
4	1	3:12.152	50.426	1:34.034	47.692	157.5	22:06.882								
5	1	3:12.231	50.284	1:29.102	52.845	159.5	25:19.113								
6	1	14:04.272	B	1:22.910	44.995	168.7	39:23.385								
7	1	3:19.747	45.825	1:19.509	1:14.413	183.6	42:43.132								
<b>114</b> Chevrolet Corvette C3 1971															
1.Marc GODFROY GT1															
1	1	5:10.714	2:28.487	1:44.544	57.683	114.6	5:10.714								
2	1	12:43.753	B	1:41.168	53.123	116.6	17:54.467								
3	1	3:09.746	52.430	1:30.346	46.970	143.8	21:04.213								
<b>119</b> Ferrari 312 P 1969															
1.Remo LIPS P+2L															
1	1	3:39.054	1:10.159	1:37.990	50.905	131.6	3:39.054								
2	1	4:00.382	50.534	1:43.225	1:26.623	165.2	7:39.436								
3	1	9:58.743	B 7:40.295	1:29.049	49.399	150.6	17:38.179								
4	1	2:55.395	46.600	1:24.503	44.292	182.6	20:33.574								
5	1	2:52.762	46.289	1:23.217	43.256	175.1	23:26.336								
6	1	9:29.519	B 6:55.663	1:28.892	1:04.964	163.6	32:55.855								
7	1	3:48.015	1:40.364	1:22.254	45.397	139.9	36:43.870								
8	1	2:44.978	45.257	1:17.891	41.830	186.2	39:28.848								
9	1	3:23.838	45.119	1:22.063	1:16.656	202.1	42:52.686								
<b>160</b> Lola T70 Mk.3B GT 1969															
1.JUNIOR P+2L															
2.GUY															
1	1	6:20.302	3:37.068	1:43.926	59.308	124.1	6:20.302								
2	1	5:25.535	1:48.362	2:04.446	1:32.727	74.0	11:45.837								
3	1	6:57.383	B 4:20.038	1:41.811	55.534	135.6	18:43.220								
4	1	3:16.771	55.212	1:31.107	50.452	159.7	21:59.991								
5	1	3:16.283	51.924	1:31.856	52.503	165.2	25:16.274								
6	2	7:23.515	B 4:44.123	1:39.912	59.480	144.0	32:39.789								
7	2	8:17.077	B 5:57.701	1:31.801	47.575	149.5	40:56.866								
8	2	4:29.171	59.026	2:00.887	1:29.258	104.4	45:26.037								
<b>170</b> Lola T70 Mk.3B (C) 1969															
1.Ross HYETT P+2L															
2.Nick HYETT															
1	1	3:40.243	1:08.908	1:38.446	52.889	137.1	3:40.243								
2	1	4:01.525	51.568	1:44.756	1:25.201	159.3	7:41.768								
3	1	11:05.062	8:39.939	1:34.312	50.811	144.2	18:46.830								
4	1	3:03.448	51.254	1:25.195	46.999	177.5	21:50.278								
5	1	3:01.448	48.063	1:26.838	46.547	176.0	24:51.726								
6	1	2:52.776	46.147	1:21.806	44.823	182.2	27:44.502								
7	1	7:17.748	4:01.461	2:08.202	1:08.085	155.9	35:02.250								
8	1	2:55.934	47.042	1:22.162	46.730	183.9	37:58.184								
9	1	2:55.507	47.409	1:24.063	44.035	194.7	40:53.691								
10	1	4:31.264	59.278	2:01.490	1:30.496	98.6	45:24.955								
<b>180</b> Porsche 911 Carrera RSR 3.0 1974															
1.Richard HYWEL EVANS GT1															
2.Andrew SMITH															
1	1	3:35.415	1:08.144	1:35.411	51.860	139.1	3:35.415								
2	1	4:05.298	54.955	1:45.341	1:25.002	154.7	7:40.713								
3	1	10:14.451	B 7:42.004	1:40.237	52.210	135.4	17:55.164								
4	1	3:16.706	53.693	1:33.553	49.460	156.1	21:11.870								
5	1	3:12.845	53.069	1:30.808	48.968	160.5	24:24.715								
6	1	3:11.646	52.441	1:30.386	48.819	165.2	27:36.361								
7	1	3:09.907	51.864	1:29.465	48.578	163.6	30:46.268								
8	2	5:10.967	B 2:49.959	1:34.935	46.073	98.6	35:57.235								
9	2	2:58.409	51.362	1:22.485	44.562	153.1	38:55.644								
10	2	3:17.665	49.355	1:21.525	1:06.785	187.9	42:13.309								
<b>186</b> Chevron B8 1969															
1.Robert SHAW P-2L															
1	1	3:54.077	1:05.683	1:46.022	1:02.372	139.5	3:54.077								
2	1	4:15.838	57.538	1:54.573	1:23.727	149.7	8:09.915								
3	1	10:58.443	B 8:24.949	1:34.765	58.729	133.6	19:08.358								
4	1	3:13.984	54.557	1:30.178	49.249	172.1	22:22.342								
5	1	3:06.764	52.908	1:26.750	47.106	166.8	25:29.106								
6	1	5:41.187	B 3:09.467	1:34.537	57.183	149.7	31:10.293								
7	1	4:03.231	49.810	2:04.001	1:09.420	189.7	35:13.524								
8	1	2:56.559	49.877	1:19.875	46.807	198.9	38:10.083								
<b>200</b> Porsche 906 1966															
1.Maxime CASTELEIN P-2L															
1	1	3:57.018	1:11.257	1:47.232	58.529	133.8	3:57.018								
2	1	4:14.792	56.854	1:53.821	1:24.117	144.0	8:11.810								
3	1	9:41.554	B 7:08.953	1:40.106	52.495	128.8	17:53.364								
4	1	3:18.106	54.568	1:32.979	50.559	140.4	21:11.470								
5	1	3:18.279	55.941	1:30.522	51.816	164.6	24:29.749								
6	1	3:14.942	55.512	1:30.284	49.146	180.3	27:44.691								





# CLASSIC ENDURANCE RACING 1

## SPA CLASSIC QUALIFYING

### Sector Analysis

■ Personal Best ■ Session Best B Crossing the finish line in pit lane

Lap	D	Time	Sector 1	Sector 2	Sector 3	T. Spd	Elapsed	Lap	D	Time	Sector 1	Sector 2	Sector 3	T. Spd	Elapsed
7	1	3:05.799	52.398	1:25.197	48.204	178.4	30:50.490								
8	1	4:11.064	52.709	2:06.027	1:12.328	181.6	35:01.554								
9	1	3:05.404	53.617	1:24.073	<b>47.714</b>	181.3	38:06.958								
10	1	<b>3:03.183</b>	<b>51.445</b>	<b>1:22.754</b>	48.984	189.0	41:10.141								
11	1	4:42.930	1:18.170	1:53.626	1:31.134	105.4	45:53.071								

**220** Porsche 906 1966  
1. David NOGAREDA ESTIVIL P-2L

1	1	5:04.567	2:21.199	1:42.634	1:00.734	160.5	5:04.567
2	1	5:32.270	1:29.137	2:17.566	1:45.567	71.2	10:36.837
3	1	7:47.741 B	5:10.935	1:40.383	56.423	126.4	18:24.578
4	1	3:20.906	53.540	1:33.759	53.607	157.8	21:45.484
5	1	3:16.371	51.842	1:29.846	54.683	165.4	25:01.855
6	1	<b>3:10.735</b>	56.717	<b>1:26.691</b>	<b>47.327</b>	153.5	28:12.590

**255** Porsche 911 2,5L ST 1975  
1. Philippe MARIE GT1

1	1	4:01.285					4:01.285
2	1	4:15.896					8:17.181
3	1	12:33.558	...	1:34.651	52.775	153.1	20:50.739
4	1	3:17.505	56.907	1:29.682	50.916	160.3	24:08.244
5	1	3:16.015	56.066	1:29.815	50.134	173.9	27:24.259
6	1	<b>3:11.951</b>	55.424	<b>1:26.729</b>	<b>49.798</b>	174.5	30:36.210
7	1	3:49.372	<b>54.556</b>	1:28.915	1:25.901	183.2	34:25.582
8	1	5:15.657 B	2:54.874	1:28.399	52.384	166.5	39:41.239

**286** Chevron B8 1968  
1. Daniel BALFOUR P-2L

1	1	5:26.770	2:40.449	1:45.897	1:00.424	116.3	5:26.770
2	1	5:24.420	1:42.474	2:06.889	1:35.057	72.6	10:51.190
3	1	8:57.551 B	6:26.432	1:37.634	53.485	129.7	19:48.741
4	1	3:18.076	56.979	1:31.482	49.615	149.3	23:06.817
5	1	3:12.018	55.575	1:27.785	48.658	153.5	26:18.835
6	1	<b>3:07.276</b>	54.393	1:25.254	47.629	169.6	29:26.111
7	1	9:43.375 B	7:32.040	1:25.359	<b>45.976</b>	168.4	39:09.486
8	1	3:12.538	<b>50.934</b>	<b>1:21.023</b>	1:00.581	177.2	42:22.024

