




2.0L CUP



2.0L CUP SPA CLASSIC PRIVATE PRACTICE

Amended


Sector Analysis

■ Personal Best ■ Session Best ■ Crossing the finish line in pit lane

Lap	D	Time	Sector 1	Sector 2	Sector 3	T. Spd	Elapsed	Lap	D	Time	Sector 1	Sector 2	Sector 3	T. Spd	Elapsed
2 Porsche 911 2.0L 1.Marc SYDOW 2.Oliver MATHAI GTL								7 1 3:30.694 58.755 1:37.475 54.464 167.1 27:14.321							
1 2 4:14.881 1:26.595 1:45.440 1:02.846 110.9 4:14.881								8 1 3:29.518 58.154 1:37.467 53.897 172.4 30:43.839							
2 2 3:56.599 1:04.203 1:51.562 1:00.834 106.6 8:11.480								9 1 3:30.534 58.187 1:37.567 54.780 174.5 34:14.373							
3 2 3:39.872 1:01.827 1:40.590 57.455 160.3 11:51.352								10 1 3:57.546 B 58.888 1:41.145 1:17.513 157.5 38:11.919							
4 2 3:40.507 1:02.540 1:40.614 57.353 136.1 15:31.859															
5 1 6:00.110 B 3:06.548 1:50.962 1:02.600 117.1 21:31.969															
6 1 3:53.949 1:05.686 1:46.609 1:01.654 139.5 25:25.918															
7 1 3:50.765 1:04.945 1:45.845 59.975 138.7 29:16.683															
8 1 3:53.128 1:05.303 1:48.303 59.522 153.5 33:09.811															
9 1 4:38.604 B 1:04.867 2:00.061 1:33.676 121.0 37:48.415															
5 Porsche 911 2.0L 1.Dirk PETERS 2.Frank JACOB GTL															
1 1 4:05.276 1:03.254 1:57.802 1:04.220 104.1 4:05.276															
2 1 4:06.553 1:09.899 1:51.623 1:05.031 131.4 8:11.829															
3 1 4:09.385 1:13.008 1:53.589 1:02.788 124.1 12:21.214															
4 1 4:03.922 1:10.503 1:50.890 1:02.529 142.2 16:25.136															
5 2 7:31.782 B 4:39.553 1:50.615 1:01.614 120.3 23:56.918															
6 2 3:49.816 1:04.471 1:45.030 1:00.315 139.1 27:46.734															
7 2 3:48.376 1:03.346 1:45.254 59.776 136.7 31:35.110															
8 2 3:49.518 1:02.970 1:45.911 1:00.637 134.9 35:24.628															
9 Porsche 911 2.0L 1.Matthew HOLME 2.Andrew JORDAN GTL-ELI															
1 1 3:51.226 1:05.150 1:48.529 57.547 122.7 3:51.226															
2 1 3:39.429 1:01.321 1:42.523 55.585 140.8 7:30.655															
3 1 3:35.680 59.558 1:40.734 55.388 140.2 11:06.335															
4 1 3:33.216 58.587 1:39.935 54.694 148.8 14:39.551															
5 2 6:02.424 B 3:31.878 1:36.313 54.233 150.4 20:41.975															
6 2 3:25.513 57.937 1:34.138 53.438 169.3 24:07.488															
7 2 3:25.343 57.274 1:34.767 53.302 165.2 27:32.831															
8 2 3:26.193 57.994 1:34.902 53.297 165.2 30:59.024															
9 2 3:24.700 57.379 1:33.795 53.526 167.1 34:23.724															
10 2 3:51.650 B 56.911 1:40.511 1:14.228 173.9 38:15.374															
10 Porsche 911 2.0L 1.Juan Pablo ORJUELA 2.Nelson CALLE GTL															
1 1 3:41.023 58.899 1:45.209 56.915 137.4 3:41.023															
2 1 3:35.231 59.903 1:39.242 56.086 150.4 7:16.254															
3 1 3:32.564 59.234 1:38.465 54.865 176.9 10:48.818															
4 1 3:37.533 1:00.811 1:41.314 55.408 129.1 14:26.351															
5 2 7:55.736 B 5:04.825 1:45.178 1:05.733 118.6 22:22.087															
6 2 3:35.411 59.996 1:38.792 56.623 143.2 25:57.498															
7 2 3:37.913 59.667 1:40.195 58.051 148.4 29:35.411															
8 2 3:37.043 59.735 1:40.400 56.908 138.7 33:12.454															
9 2 3:39.487 1:00.772 1:40.243 58.472 143.0 36:51.941															
11 Porsche 911 2.0L 1.Evgeny KIRIEV 2.Ramzan ORUSBAEV GTL-ELI															
1 2 4:10.141 1:34.177 1:39.759 56.205 137.1 4:10.141															
2 2 3:35.183 1:02.738 1:37.699 54.746 152.1 7:45.324															
3 2 3:32.251 58.647 1:39.028 54.576 160.8 11:17.575															
4 2 3:27.770 58.217 1:36.008 53.545 165.2 14:45.345															
5 1 5:26.751 B 2:53.434 1:38.965 54.352 152.1 20:12.096															
6 1 3:31.531 58.727 1:38.122 54.682 171.5 23:43.627															
13 Porsche 911 2.0L 1.David NOGAREDA ESTIVI 2.Jan NOGAREDA GARCIA GTL															
1 1 4:07.698 1:07.091 1:57.095 1:03.512 141.8 4:07.698															
2 1 3:47.238 1:07.717 1:41.968 57.553 150.6 7:54.936															
3 1 3:41.969 1:01.237 1:41.095 59.637 137.8 11:36.905															
4 1 3:39.677 1:02.362 1:40.438 56.877 145.2 15:16.582															
5 2 7:11.299 B 3:53.589 2:05.041 1:12.669 105.8 22:27.881															
6 2 7:26.431 B 4:03.312 2:06.495 1:16.624 107.2 29:54.312															
7 2 4:35.986 1:21.314 2:04.526 1:10.146 110.2 34:30.298															
8 2 5:07.389 1:22.867 2:28.464 1:16.058 81.9 39:37.687															
15 Porsche 911 2.0L 1.David DANGLARD GTL															
1 1 5:02.505 2:17.405 1:47.132 57.968 104.3 5:02.505															
2 1 3:38.260 1:01.034 1:41.771 55.455 154.2 8:40.765															
3 1 3:38.001 1:00.169 1:40.745 57.087 154.0 12:18.766															
4 1 3:33.305 1:00.948 1:38.261 54.096 148.4 15:52.071															
5 1 3:35.136 59.293 1:38.357 57.486 165.2 19:27.207															
6 1 3:31.337 59.227 1:36.931 55.179 154.7 22:58.544															
7 1 3:31.282 58.782 1:37.272 55.228 160.8 26:29.826															
8 1 3:31.090 59.350 1:37.670 54.070 153.1 30:00.916															
9 1 3:32.176 59.573 1:38.452 54.151 161.0 33:33.092															
10 1 4:25.159 B 1:02.305 1:47.140 1:35.714 164.1 37:58.251															
18 Porsche 911 2.0L 1.Patrick PUGIN 2.Charles RUPP GTL															
1 1 3:48.689 3:48.689															
2 1 11:16.591 15:05.280															
3 1 3:38.892 18:44.172															
4 1 5:44.368 24:28.540															
5 1 3:37.067 28:05.607															
6 1 3:37.667 31:43.274															
19 Porsche 911 2.0L 1.Jose Ruben ZANCHETTA 2.José VISIR GTL															
1 1 8:42.876 8:42.876															
2 1 3:36.293 12:19.169															
3 1 3:35.717 15:54.886															
4 1 3:47.314 19:42.200															
22 Porsche 911 2.0L 1.Rémi TERRAIL 2.Jürg AEBERHARD GTL-ELI															
1 1 4:34.273 1:48.608 1:47.155 58.510 123.6 4:34.273															
2 1 3:42.742 1:01.814 1:43.250 57.678 133.1 8:17.015															
3 1 3:47.981 1:05.882 1:44.540 57.559 105.4 12:04.996															
4 1 3:41.852 1:01.765 1:42.353 57.734 148.6 15:46.848															
5 1 6:54.857 B 4:22.793 1:37.744 54.320 149.7 22:41.705															
6 1 3:28.452 58.724 1:35.628 54.100 164.6 26:10.157															
7 1 3:25.856 57.764 1:35.151 52.941 177.8 29:36.013															
27 Porsche 911 2.0L 1.Stephen EDWARDS 2.Matt NEAL GTL-ELI															



2.0L CUP



2.0L CUP SPA CLASSIC PRIVATE PRACTICE

Sector Analysis

Amended

Personal Best Session Best B Crossing the finish line in pit lane

Lap	D	Time	Sector 1	Sector 2	Sector 3	T. Spd	Elapsed	Lap	D	Time	Sector 1	Sector 2	Sector 3	T. Spd	Elapsed
1	2	4:26.469	1:41.667	1:45.974	58.828	136.3	4:26.469	2	1	4:15.258	1:13.311	1:56.353	1:05.594	128.0	8:28.589
2	2	3:39.888	1:01.044	1:41.702	57.142	164.1	8:06.357	3	1	6:10.152 B	3:11.768	1:54.051	1:04.333	122.7	14:38.741
3	2	3:34.427	1:01.011	1:37.988	55.428	149.5	11:40.784	4	1	4:02.976	1:09.219	1:50.386	1:03.371	136.5	18:41.717
4	1	8:34.647 B	5:52.979	1:42.802	58.866	132.3	20:15.431	5	1	4:19.949	1:09.378	2:03.039	1:07.532	121.6	23:01.666
5	1	3:38.116	1:01.254	1:39.313	57.549	160.0	23:53.547	6	1	6:27.013 B	3:34.922	1:49.831	1:02.260	132.4	29:28.679
6	1	3:36.850	1:00.557	1:39.083	57.210	155.4	27:30.397	7	1	3:58.260	1:06.392	1:48.574	1:03.294	139.9	33:26.939
7	1	3:35.789	1:00.409	1:39.671	55.709	154.0	31:06.186	8	1	4:40.687 B	1:10.694	1:54.405	1:35.588	134.0	38:07.626
8	1	3:56.723	1:23.057	1:38.057	55.609	149.0	35:02.909								

35		Porsche 911 2.0L		GTL			
1.		Frédéric DI EGIDIO					
1	1	3:55.267	1:09.333	1:47.518	58.416	131.6	3:55.267
2	1	3:39.070	1:02.067	1:40.207	56.796	161.8	7:34.337
3	1	3:35.011	1:00.550	1:38.832	55.629	156.8	11:09.348
4	1	6:05.063 B	3:24.218	1:43.458	57.387	148.8	17:14.411
5	1	3:36.463	1:00.833	1:40.157	55.473	166.0	20:50.874
6	1	3:35.903	1:01.310	1:37.523	57.070	162.5	24:26.777
7	1	4:01.707	1:00.304	1:37.333	1:24.070	164.4	28:28.484

42		Porsche 911 2.0L		GTL			
1.		Stephan KOENIG					
2.		Philipp KOENIG					
1	1	4:12.567	1:02.472	2:01.226	1:08.869	104.5	4:12.567
2	1	4:00.519	1:05.830	1:51.919	1:02.770	118.7	8:13.086
3	1	3:49.585	1:03.574	1:46.717	59.294	132.3	12:02.671
4	1	3:42.599	1:01.171	1:43.848	57.580	149.9	15:45.270
5	1	3:43.882	1:00.657	1:43.498	59.727	140.8	19:29.152
6	2	5:55.800 B	3:11.051	1:45.023	59.726	114.7	25:24.952
7	2	3:37.050	1:01.011	1:39.878	56.161	139.7	29:02.002

55		Porsche 911 2.0L		GTL			
1.		Philippe de CRAENE					
1	1	5:09.266	2:18.745	1:52.969	57.552	93.2	5:09.266
2	1	3:37.535	1:00.613	1:39.727	57.195	170.7	8:46.801
3	1	3:35.029	59.751	1:38.865	56.413	160.3	12:21.830
4	1	3:34.094	1:00.264	1:38.603	55.227	139.3	15:55.924
5	1	3:32.035	59.357	1:36.902	55.776	169.8	19:27.959
6	1	3:32.613	59.474	1:37.437	55.702	158.3	23:00.572
7	1	3:30.437	58.361	1:36.926	55.150	166.2	26:31.009
8	1	3:30.749	58.328	1:38.575	53.846	151.7	30:01.758
9	1	3:31.910	59.676	1:38.239	53.995	149.7	33:33.668
10	1	4:21.770 B	58.640	1:49.168	1:33.962	161.8	37:55.438

60		Porsche 911 2.0L		ELI			
1.		Kyle TILLEY					
2.		Oliver BRYANT					
1	1	3:17.394	41.270	1:40.842	55.282	136.3	3:17.394
2	1	3:32.455	59.736	1:37.921	54.798	152.6	6:49.849
3	1	3:30.871	59.094	1:37.648	54.129	151.5	10:20.720
4	1	3:29.843	58.763	1:36.785	54.295	158.0	13:50.563
5	1	5:56.982 B	3:26.812	1:36.597	53.573	144.4	19:47.545
6	1	3:26.294	58.059	1:35.130	53.105	161.8	23:13.839
7	1	3:25.404	58.068	1:34.578	52.758	167.6	26:39.243
8	1	3:27.099	57.471	1:35.143	54.485	166.2	30:06.342
9	1	3:31.038	58.019	1:37.217	55.802	172.4	33:37.380

63		Porsche 911 2.0L		GTL			
1.		Franck DECHAME					
1	1	4:13.331	1:00.971	1:57.122	1:15.238	113.1	4:13.331

68		Porsche 911 2.0L		GTL			
1.		Juergen WESTPHAL					
2.		Norbert SCHMITZ-KOEP					
1	1	4:14.931	1:15.576	1:52.318	1:07.037	128.1	4:14.931
2	1	3:59.380	1:05.956	1:52.454	1:00.970	119.2	8:14.311
3	1	3:58.173	1:07.155	1:49.787	1:01.231	119.7	12:12.484
4	1	4:03.368	1:11.714	1:49.199	1:02.455	107.4	16:15.852
5	2	6:43.593 B	3:33.753	2:00.871	1:08.969	102.3	22:59.445
6	2	4:13.422	1:14.308	1:52.836	1:06.278	122.4	27:12.867
7	2	4:09.464	1:10.029	1:54.376	1:05.059	127.2	31:22.331
8	2	4:33.949 B	1:13.612	1:55.121	1:25.216	126.2	35:56.280

71		Porsche 911 2.0L		GTL			
1.		Johannes STENGL					
2.		Stefan AUST					
1	1	3:30.421					3:30.421
2	1	3:40.066					7:10.487
3	1	7:11.934					14:22.421
4	1	3:34.444					17:56.865
5	1	5:49.766					23:46.631
6	1	3:36.567					27:23.198
7	1	3:33.694					30:56.892
8	1	3:31.769					34:28.661


73		Porsche 911 2.0L		GTL			
1.		Uwe KOLB					
1	1	5:17.695	2:18.357	1:55.635	1:03.703	90.7	5:17.695
2	1	4:04.589	1:09.378	1:51.853	1:03.358	115.9	9:22.284
3	1	3:59.674	1:06.702	1:50.546	1:02.426	122.7	13:21.958
4	1	4:00.357	1:07.390	1:50.203	1:02.764	129.9	17:22.315
5	1	5:16.925 B	2:25.813	1:50.132	1:00.980	118.9	22:39.240
6	1	3:52.909	1:06.350	1:46.581	59.978	131.6	26:32.149
7	1	3:48.437	1:03.232	1:44.647	1:00.558	138.9	30:20.586
8	1	3:53.454	1:03.527	1:49.172	1:00.755	122.3	34:14.040

82		Porsche 911 2.0L		GTL			
1.		Patrick KOLB					
1	1	10:46.541	8:10.409	1:41.029	55.103	108.7	10:46.541
2	1	3:31.123	59.448	1:37.553	54.122	159.7	14:17.664
3	1	3:29.659	58.836	1:36.986	53.837	159.7	17:47.323
4	1	3:28.335	58.528	1:36.036	53.771	162.8	21:15.658
5	1	3:26.952	58.428	1:34.970	53.554	171.8	24:42.610
6	1	3:32.218	58.073	1:34.988	59.157	167.6	28:14.828
7	1	3:27.792	58.493	1:34.685	54.614	171.8	31:42.620
8	1	3:29.468	58.139	1:36.353	54.976	168.7	35:12.088
9	1	4:19.705 B					39:31.793

113		Porsche 911 2.0L		GTL			
1.		Christophe FLORIN					
1	1	4:28.795	1:22.896	1:58.975	1:06.924	120.7	4:28.795
2	1	4:04.433	1:08.049	1:53.369	1:03.015	130.2	8:33.228



2.0L CUP



2.0L CUP SPA CLASSIC PRIVATE PRACTICE

Amended

Sector Analysis

Personal Best Session Best B Crossing the finish line in pit lane

Lap	D	Time	Sector 1	Sector 2	Sector 3	T. Spd	Elapsed	Lap	D	Time	Sector 1	Sector 2	Sector 3	T. Spd	Elapsed
3	1	3:56.419	1:04.620	1:51.072	1:00.727	142.0	12:29.647	2	2	3:34.585	58.995	1:39.599	55.991	150.8	7:18.276
4	1	6:05.446 B	3:14.616	1:49.966	1:00.864	132.4	18:35.093	3	2	3:32.168	58.107	1:38.966	55.095	157.5	10:50.444
5	1	3:53.473	1:03.531	1:48.999	1:00.943	139.9	22:28.566	4	2	3:33.579	58.740	1:38.800	56.039	151.7	14:24.023
6	1	3:51.299	1:03.011	1:48.372	59.916	141.4	26:19.865	5	1	7:33.820 B	4:44.993	1:49.089	59.738	112.0	21:57.843
7	1	3:48.394	1:02.017	1:46.778	59.599	142.6	30:08.259	6	1	3:47.120	1:02.004	1:46.425	58.691	124.7	25:44.963
8	1	3:48.301	1:02.387	1:46.917	58.997	151.9	33:56.560	7	1	3:49.983	1:00.047	1:50.616	59.320	139.7	29:34.946
9	1	4:13.547 B	1:01.225	1:49.202	1:23.120	147.3	38:10.107	8	1	3:49.553	1:02.592	1:46.980	59.981	130.6	33:24.499
								9	1	4:16.131	1:00.685	1:53.505	1:21.941	144.2	37:40.630

116 Porsche 911 2.0L
1. Bonamy GRIMES GTL

1	1	4:17.497	1:37.784	1:42.588	57.125	137.8	4:17.497
2	1	3:41.834	1:01.824	1:43.754	56.256	122.9	7:59.331
3	1	3:36.161	59.969	1:38.859	57.333	153.5	11:35.492
4	1	3:33.973	1:00.056	1:38.553	55.364	160.0	15:09.465
5	1	3:36.438	59.789	1:41.073	55.576	155.6	18:45.903
6	1	6:31.366 B	3:56.749	1:39.719	54.898	145.4	25:17.269
7	1	3:31.724	59.064	1:38.000	54.660	156.8	28:48.993
8	1	3:30.537	59.151	1:36.908	54.478	162.5	32:19.530
9	1	3:36.578	59.218	1:38.271	59.089	159.0	35:56.108

139 Porsche 911 2.0L
1. James TURNER GTL-ELI
2. Xavier DAYRAUT

1	2	4:06.419	1:19.242	1:45.324	1:01.853	114.2	4:06.419
2	2	3:40.840	1:06.767	1:38.444	55.629	146.1	7:47.259
3	2	3:35.198	1:00.502	1:37.792	56.904	152.4	11:22.457
4	1	9:32.071 B	6:51.949	1:40.167	59.955	152.4	20:54.528
5	1	3:35.779	1:01.390	1:38.569	55.820	153.3	24:30.307
6	1	3:42.837	1:00.818	1:42.375	59.644	122.4	28:13.144
7	1	3:38.230	1:01.297	1:38.815	58.118	143.4	31:51.374
8	1	3:38.471	1:00.176	1:39.289	59.006	154.0	35:29.845

169 Porsche 911 2.0L
1. Sanjay TALWAR GTL

1	1	4:02.833					4:02.833
2	1	7:33.252					11:36.085
3	1	3:39.267					15:15.352
4	1	3:38.641					18:53.993
5	1	3:39.116					22:33.109
6	1	3:38.342					26:11.451
7	1	3:39.041					29:50.492
8	1	3:38.592					33:29.084

411 Porsche 911 2.0L
1. Lukas BUCHER GTL-ELI
2. David VERZIJLBERGEN

1	2	4:23.318	1:45.735	1:41.229	56.354	125.4	4:23.318
2	2	3:34.710	59.651	1:40.486	54.573	150.4	7:58.028
3	2	3:30.666	57.853	1:38.312	54.501	137.2	11:28.694
4	1	7:23.775 B	4:31.241	1:52.513	1:00.021	116.2	18:52.469
5	1	3:47.299	1:04.594	1:44.785	57.920	148.8	22:39.768
6	1	4:49.501 B	2:12.273	1:39.972	57.256	141.6	27:29.269
7	1	3:36.647	59.797	1:40.410	56.440	159.7	31:05.916
8	1	3:35.121	59.433	1:39.156	56.532	151.2	34:41.037
9	1	4:57.789	1:13.144	2:28.340	1:16.305	83.1	39:38.826

650 Porsche 911 2.0L
1. Jussi ITAVUORI GTL-ELI
2. Risto VIRTANEN

1	2	3:43.691	1:01.312	1:45.509	56.870	135.1	3:43.691
---	---	----------	----------	----------	--------	-------	----------

757 Porsche 911 2.0L
1. Jürgen RUDOLPH GTL

1	1	3:58.554	1:03.733	1:54.780	1:00.041	111.4	3:58.554
2	1	3:43.117	1:01.267	1:43.889	57.961	149.0	7:41.671
3	1	3:42.582	1:00.459	1:44.743	57.380	128.1	11:24.253
4	1	3:39.056	1:00.467	1:41.878	56.711	158.5	15:03.309
5	1	3:38.080	59.241	1:41.207	57.632	151.7	18:41.389
6	1	3:36.707	58.717	1:40.620	57.370	152.1	22:18.096
7	1	3:32.717	58.007	1:39.309	55.401	165.7	25:50.813
8	1	3:35.482	57.748	1:41.582	56.152	162.3	29:26.295
9	1	3:35.059	57.605	1:41.448	56.006	159.0	33:01.354
10	1	3:42.046	57.876	1:40.396	1:03.774	163.3	36:43.400

919 Porsche 911 2.0L
1. Frank STRICKER GTL

1	1	5:49.929	2:36.551	2:04.548	1:08.830	98.7	5:49.929
2	1	4:07.343	1:08.828	1:54.277	1:04.238	119.6	9:57.272
3	1	4:04.207	1:05.769	1:55.447	1:02.991	132.4	14:01.479
4	1	3:59.277	1:04.937	1:51.247	1:03.093	129.4	18:00.756
5	1	3:54.046	1:03.947	1:48.690	1:01.409	142.2	21:54.802
6	1	3:53.413	1:03.429	1:49.817	1:00.167	134.9	25:48.215
7	1	6:48.375 B	3:55.709	1:52.037	1:00.629	138.9	32:36.590
8	1	4:05.869	1:02.447	1:51.271	1:12.151	148.0	36:42.459