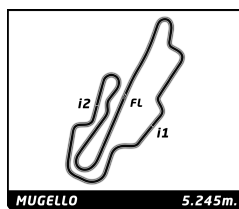




THE GENTLEMEN CHALLENGE



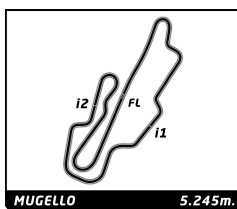
THE GENTLEMEN CHALLENGE MUGELLO CLASSIC RACE 2

Sector Analysis

						■ Personal Best ■ Session Best ■ Crossing the finish line in pit lane									
Lap	D	Time	Sector 1	Sector 2	Sector 3	T. Spd	Elapsed	Lap	D	Time	Sector 1	Sector 2	Sector 3	T. Spd	Elapsed
2 Aston Martin DB2/4 Bertone Competition Spider 1958															
1. Heinz STAMM E															
1	1	2:57.626	1:09.650	51.223	56.753		2:57.626	14	1	3:21.006	54.588	1:05.628	1:20.790	190.1	42:05.078
2	1	2:39.120	54.427	50.123	54.570	200.4	5:36.746	15	1	2:58.154	1:11.193	50.063	56.898	83.3	45:03.232
3	1	2:36.365	52.885	49.027	54.453	202.2	8:13.111	16	1	2:43.671	56.253	50.673	56.745	174.2	47:46.903
4	1	2:47.374	52.434	48.459	1:06.481	196.4	11:00.485								
5	1	3:11.584	1:04.103	59.602	1:07.879	107.2	14:12.069								
6	1	2:39.844	56.398	49.304	54.142	158.1	16:51.913								
7	1	2:36.196	51.867	48.884	55.445	198.9	19:28.109								
8	1	5:20.425	B	55.205	48.750	3:36.470	198.5	24:48.534							
9	1	2:47.799	1:03.411	49.598	54.790	119.5	27:36.333								
10	1	2:35.145	52.099	48.803	54.243	196.0	30:11.478								
11	1	2:34.996	51.766	48.608	54.622	198.5	32:46.474								
12	1	2:36.004	52.375	49.142	54.487	194.6	35:22.478								
13	1	2:37.388	53.816	48.355	55.217	181.2	37:59.866								
14	1	3:01.683	52.878	54.027	1:14.778	192.5	41:01.549								
15	1	3:16.804	1:19.576	1:01.986	55.242	80.4	44:18.353								
16	1	2:38.826	53.303	49.834	55.689	192.2	46:57.179								
17	1	2:39.886	53.832	50.998	55.056	165.4	49:37.065								
7 Ferrari 250 GT SWB 1960															
1. Vincent GAYE E															
1	1	2:33.882	57.703	46.238	49.941		2:33.882								
2	1	2:24.195	48.194	45.694	50.307	231.3	4:58.077								
3	1	2:23.700	48.098	45.569	50.033	237.9	7:21.777								
4	1	2:24.638	48.412	45.793	50.433	234.3	9:46.415								
5	1	3:29.108	48.747	1:11.568	1:28.793	229.3	13:15.523								
6	1	2:52.135	1:14.104	47.003	51.028	74.5	16:07.658								
7	1	2:23.986	48.769	45.028	50.189	229.3	18:31.644								
8	1	2:24.870	48.940	45.724	50.206	232.8	20:56.514								
9	1	4:56.964	B	48.497	45.452	3:23.015	235.8	25:53.478							
10	1	2:33.990	57.886	45.573	50.531	137.1	28:27.468								
11	1	2:24.988	48.718	45.483	50.787	234.3	30:52.456								
12	1	2:25.276	48.825	45.765	50.686	235.3	33:17.732								
13	1	2:24.473	48.921	45.337	50.215	230.8	35:42.205								
14	1	2:23.792	48.395	45.284	50.113	235.8	38:05.997								
15	1	2:53.878	48.288	46.211	1:19.379	232.3	40:59.875								
16	1	3:10.126	1:19.973	59.939	50.214	78.5	44:10.001								
17	1	2:25.182	48.943	45.660	50.579	232.3	46:35.183								
18	1	2:26.103	48.098	46.278	51.727	234.8	49:01.286								
11 Cooper T38 1955															
1. Frederic WAKEMAN E															
1	1	2:29.055	55.844	44.363	48.848		2:29.055								
2	1	2:18.927	46.602	43.628	48.697	236.8	4:47.982								
3	1	2:19.532	46.555	44.019	48.958	242.7	7:07.514								
4	1	2:20.046	46.714	45.131	48.201	237.9	9:27.560								
5	1	3:07.859	46.163	54.772	1:26.924	244.3	12:35.419								
6	1	3:02.600	1:22.681	51.498	48.421	73.2	15:38.019								
7	1	2:18.687	46.650	43.714	48.323	242.2	17:56.706								
8	1	2:19.513	46.747	44.686	48.080	240.0	20:16.219								
9	1	4:39.061	B	47.400	44.362	3:07.299	243.8	24:55.280							
10	2	2:32.401	56.520	44.947	50.934	158.1	27:27.681								
11	2	2:20.705	47.230	44.521	48.954	240.5	29:48.386								
12	2	2:19.306	47.121	44.005	48.180	225.9	32:07.692								
13	2	2:19.792	47.502	44.142	48.148	242.7	34:27.484								
14	2	2:19.622	47.315	43.938	48.369	236.8	36:47.106								
15	2	2:18.869	46.778	44.021	48.070	240.5	39:05.975								
16	2	3:24.732	47.550	1:13.433	1:23.749	244.3	42:30.707								
17	2	2:33.044	59.147	45.449	48.448	84.0	45:03.751								
18	2	2:20.631	46.798	44.509	49.324	247.7	47:24.382								
12 Jaguar E-Type 3.8 1961															
1. Gregor FISKEN E															
1	2	2:34.693	58.581	45.660	50.452		2:34.693								
2	2	2:24.184	48.870	45.003	50.311	220.4	4:58.877								
3	2	2:23.802	48.345	44.839	50.618	223.1	7:22.679								
4	2	7:18.963	47.961	45.615	5:45.387	222.7	14:41.642								
5	2	4:51.381	B	50.547	45.778	3:15.056	193.9	19:33.023							
6	1	2:33.563	57.496	45.753	50.314	136.7	22:06.586								
7	1	2:23.764	48.742	45.390	49.632	219.5	24:30.350								
8	1	2:25.101	48.508	45.924	50.669	220.0	26:55.451								
9	1	2:24.375	48.867	45.697	49.811	221.8	29:19.826								
10	1	2:23.186	48.184	44.450	50.552	219.1	31:43.012								
11	1	2:24.081	48.556	45.725	49.800	218.2	34:07.093								
12	1	2:23.364	48.063	45.168	50.133	218.6	36:30.457								
13	1	2:22.203	47.905	44.382	49.916	219.1	38:52.660								
14	1	3:12.963	48.281	1:03.659	1:21.023	219.5	42:05.623								
15	1	2:45.000	1:09.004	45.726	50.270	81.6	44:50.623								
16	1	2:22.705	48.645	44.369	49.691	218.6	47:13.328								
17	1	2:23.986	48.093	45.856	50.037	220.0	49:37.314								
14 Lister Jaguar Knobbly 1958															
1. Anthony SCHRAUWEN E															
1	1	2:34.467	59.242	45.526	49.699		2:34.467								
2	1	2:23.244	48.558	45.210	49.476	224.1	4:57.711								
3	1	2:20.386	47.417	44.356	48.613	237.9	7:18.097								
4	1	2:20.513	47.352	44.694	48.467	237.4	9:38.610								
5	1	3:01.853	47.339	55.129	1:19.385	237.9	12:40.463								
6	1	2:58.907	1:21.486	48.798	48.623	74.2	15:39.370								
7	1	4:36.428	B	47.823	44.350	3:04.255	237.9	20:15.798							
8	1	2:32.972	59.020	45.087	48.865	145.9	22:48.770								
9	1	2:21.155	47.418	45.071	48.666	237.9	25:09.925								
10	1	2:21.455	48.042	44.831	48.582	235.3	27:31.380								



THE GENTLEMEN CHALLENGE



THE GENTLEMEN CHALLENGE MUGELLO CLASSIC RACE 2

Sector Analysis

Personal Best Session Best B Crossing the finish line in pit lane

Lap	D	Time	Sector 1	Sector 2	Sector 3	T. Spd	Elapsed	Lap	D	Time	Sector 1	Sector 2	Sector 3	T. Spd	Elapsed
11	1	2:20.319	47.393	44.342	48.584	239.5	29:51.699	6	1	2:43.159	57.331	51.164	54.664	145.7	16:49.106
12	1	2:21.296	48.414	44.476	48.406	235.8	32:12.995	7	1	5:05.180B	52.738	49.802	3:22.640	185.2	21:54.286
13	1	2:21.284	47.561	44.826	48.897	239.5	34:34.279	8	1	2:45.667	1:00.944	50.695	54.028	122.2	24:39.953
14	1	2:20.540	47.391	44.748	48.401	238.9	36:54.819	9	1	2:37.232	52.170	49.766	55.296	193.2	27:17.185
15	1	2:20.708	46.836	44.368	49.504	238.4	39:15.527	10	1	2:42.424	55.368	50.010	57.046	173.6	29:59.609
16	1	3:17.175	51.019	1:02.666	1:23.490	237.4	42:32.702	11	1	2:36.951	52.180	50.459	54.312	207.3	32:36.560
17	1	2:31.700	57.627	45.490	48.583	100.7	45:04.402	12	1	2:36.703	52.304	50.784	53.615	202.2	35:13.263
18	1	2:20.380	46.487	45.036	48.857	242.2	47:24.782	13	1	2:37.939	53.333	50.613	53.993	189.1	37:51.202
								14	1	3:07.394	52.359	52.597	1:22.438	210.9	40:58.596
								15	1	3:15.642	1:19.847	1:01.153	54.642	77.8	44:14.238

17 Lister Chevrolet 1958
1. Luc-Pierre VERQUIN E

1	1	2:29.473	56.829	44.346	48.298		2:29.473
2	1	2:18.988	46.855	44.323	47.810	244.9	4:48.461
3	1	2:18.961	46.931	44.046	47.984	247.7	7:07.422
4	1	2:18.912	46.579	44.522	47.811	249.4	9:26.334
5	1	3:07.957	46.495	54.552	1:26.910	246.0	12:34.291
6	1	3:01.127	1:22.655	50.396	48.076	70.9	15:35.418
7	1	2:18.247	46.327	44.115	47.805	243.8	17:53.665
8	1	2:19.055	46.160	44.795	48.100	250.6	20:12.720
9	1	4:35.156B	46.647	45.144	3:03.365	234.3	24:47.876
10	1	2:33.807	1:01.137	44.858	47.812	154.5	27:21.683
11	1	2:19.977	47.264	45.011	47.702	249.4	29:41.660
12	1	2:19.461	46.079	44.415	48.967	249.4	32:01.121
13	1	2:18.447	46.484	44.302	47.661	247.1	34:19.568
14	1	2:18.146	46.181	44.483	47.482	250.6	36:37.714
15	1	2:19.752	47.164	44.366	48.222	226.9	38:57.466
16	1	3:20.562	46.259	1:09.809	1:24.494	249.4	42:18.028
17	1	2:39.455	1:05.445	45.134	48.876	73.8	44:57.483
18	1	2:23.071	47.674	46.021	49.376	241.6	47:20.554

20 Ferrari 250 GT SWB (C) 1961
1. Christian DUMOLIN E

1	1	2:45.005	1:02.757	49.208	53.040		2:45.005
2	1	2:37.675	52.935	50.875	53.865	219.5	5:22.680
3	1	2:35.813	52.271	50.662	52.880	224.5	7:58.493
4	1	2:35.296	51.628	49.973	53.695	221.3	10:33.789
5	1	3:21.461	1:01.796	1:06.014	1:13.651	199.3	13:55.250
6	1	2:48.831	1:05.286	50.716	52.829	101.7	16:44.081
7	1	2:35.484	52.029	50.349	53.106	227.8	19:19.565
8	1	5:24.030B	51.920	49.967	3:42.143	225.9	24:43.595
9	1	2:46.463	1:01.970	50.200	54.293	126.6	27:30.058
10	1	2:35.319	52.549	49.323	53.447	230.3	30:05.377
11	1	2:35.369	52.216	49.524	53.629	228.3	32:40.746
12	1	2:32.726	51.370	49.124	52.232	220.0	35:13.472
13	1	2:33.656	51.413	48.854	53.389	222.2	37:47.128
14	1	2:48.512	52.056	50.532	1:05.924	223.1	40:35.640
15	1	3:01.167	1:05.455	1:02.182	53.530	110.8	43:36.807
16	1	2:35.013	52.249	49.745	53.019	219.5	46:11.820
17	1	2:36.946	52.380	51.340	53.226	206.1	48:48.766

26 Lister Jaguar Knobby (C) 1960
1. Jacques SANDOZ E

1	1	2:52.130	1:06.716	51.831	53.583		2:52.130
2	1	2:38.892	52.529	51.546	54.817	201.1	5:31.022
3	1	2:35.609	52.809	49.169	53.631	198.9	8:06.631
4	1	2:38.363	52.897	49.953	55.513	197.8	10:44.994
5	1	3:20.953	1:08.303	1:00.481	1:12.169	110.4	14:05.947

31 Austin-Healey 3000 Mk II 1965
1. Paul ANCELIN F

1	1	2:46.015	1:03.322	48.851	53.842		2:46.015
2	1	2:37.483	52.121	50.930	54.432	201.9	5:23.498
3	1	2:35.946	51.698	50.826	53.422	197.4	7:59.444
4	1	2:36.529	50.983	50.119	55.427	199.3	10:35.973
5	1	3:23.564	1:08.567	1:01.000	1:13.997	103.5	13:59.537
6	1	2:40.853	59.710	48.059	53.084	109.1	16:40.390
7	1	4:56.206B	50.752	47.930	3:17.524	201.5	21:36.596
8	1	2:40.590	58.340	48.912	53.338	125.1	24:17.186
9	1	2:34.171	51.176	49.100	53.895	196.4	26:51.357
10	1	2:34.306	50.956	49.578	53.772	196.4	29:25.663
11	1	2:34.782	51.097	49.417	54.268	201.9	32:00.445
12	1	2:36.923	52.440	50.106	54.377	185.9	34:37.368
13	1	2:34.039	51.248	48.887	53.904	196.4	37:11.407
14	1	2:34.947	51.534	50.007	53.406	201.1	39:46.354
15	1	3:16.848	1:02.071	1:07.193	1:07.584	171.4	43:03.202
16	1	2:33.437	51.846	49.003	52.588	189.5	45:36.639
17	1	2:34.842	51.349	49.584	53.909	203.0	48:11.481

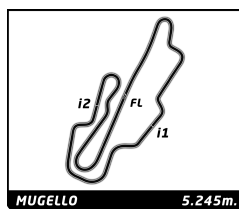
32 Honda S56 (B) 2000 GS Carrera 2 coupé 1962
1. Charles FIRMENICH F

1	1	2:58.849	1:10.550	52.177	56.122		2:58.849
2	1	2:40.434	54.339	51.326	54.769	189.1	5:39.283
3	1	2:35.548	52.048	48.615	54.885	189.8	8:14.831
4	1	2:45.953	52.286	48.524	1:05.143	187.5	11:00.784
5	1	3:14.289	1:07.445	58.855	1:07.989	99.5	14:15.073
6	1	2:37.876	54.461	48.617	54.798	157.9	16:52.949
7	1	2:35.037	51.506	48.458	55.073	189.8	19:27.986
8	1	6:46.232B	55.462			187.5	26:14.218

39 Lotus XI 1500 1960
1. Hubert BOURDIN
2. Charles BOURDIN E

1	2	2:52.721	1:07.611	49.775	55.335		2:52.721
2	2	2:34.245	52.028	48.547	53.670	193.5	5:26.966
3	2	2:34.654	51.306	48.426	54.922	193.9	8:01.620
4	2	2:35.898	50.723	48.754	56.421	192.9	10:37.518
5	2	3:23.193	1:08.679	1:00.377	1:14.137	102.8	14:00.711
6	2	2:40.283	59.941	47.492	52.850	110.5	16:40.994
7	2	2:34.574	50.513	48.816	55.245	191.8	19:15.568
8	2	2:29.372	50.446	46.369	52.557	189.1	21:44.940
9	2	5:15.412B	50.098	45.740	3:39.574	189.5	27:00.352
10	1	2:49.592	1:04.236	49.792	55.564	109.6	29:49.944
11	1	2:37.408	54.623	49.026	53.759	193.9	32:27.352
12	1	2:35.458	52.452	48.687	54.319	192.9	35:02.810
13	1	2:34.290	52.458	47.941	53.891	194.2	37:37.100





THE GENTLEMEN CHALLENGE MUGELLO CLASSIC RACE 2

Sector Analysis

Personal Best Session Best B Crossing the finish line in pit lane

Table with 12 columns: Lap, D, Time, Sector 1, Sector 2, Sector 3, T. Spd, Elapsed. Rows 14-17 and 10-18.

49 Porsche 356 (C) SC coupé 1965 1. Bill STEPHENS F

53 TVR Grantura Mk III 1965 1. Guy GRANT F

56 Ferrari 250 GT SWB 1960 1. Conrad M. ULRICH E 2. Conrad C. ULRICH

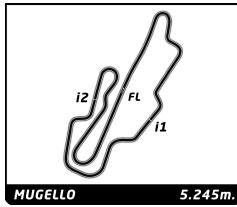
58 Porsche 904/6 Carrera GTS 1963 1. Carlo VÖGELE F

72 Austin-Healey 3000 Mk I 1962 1. François FILLON F 2. André RAULIN

Table with 12 columns: Lap, D, Time, Sector 1, Sector 2, Sector 3, T. Spd, Elapsed. Rows 1-18.

88 Lister Costin 1959 1. John SPIERS E

92 Lister Knobbly Chevrolet 1960 1. Wolf ZWEIFLER E



THE GENTLEMEN CHALLENGE MUGELLO CLASSIC RACE 2

Sector Analysis

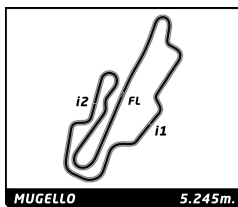
Personal Best Session Best B Crossing the finish line in pit lane

Main race results table with columns for Lap, D, Time, Sector 1-3, T. Spd, Elapsed, and driver details for various categories like Jaguar E-Type, Lotus XI, Austin-Healey 3000, etc.





THE Gentlemen CHALLENGE



THE GENTLEMEN CHALLENGE MUGELLO CLASSIC RACE 2

Sector Analysis

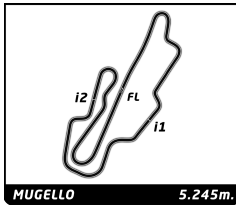
Personal Best Session Best B Crossing the finish line in pit lane

Lap	D	Time	Sector 1	Sector 2	Sector 3	T. Spd	Elapsed	Lap	D	Time	Sector 1	Sector 2	Sector 3	T. Spd	Elapsed
194 Porsche 904/6 Carrera GTS 1964															
1. Carlos de QUESADA															
2. Catesby JONES															
1	1	2:30.502	56.974	44.575	48.953		2:30.502								
2	1	2:19.067	46.333	44.479	48.255	227.4	4:49.569								
3	1	2:19.322	48.027	43.282	48.013	228.8	7:08.891								
4	1	2:19.213	46.258	44.584	48.371	225.9	9:28.104								
5	1	3:08.220	46.141	54.837	1:27.242	229.8	12:36.324								
6	1	3:02.062	1:22.439	50.653	48.970	77.3	15:38.386								
7	1	2:19.029	46.633	43.797	48.599	228.8	17:57.415								
8	1	4:48.755 B	47.308	45.753	3:15.694	229.8	22:46.170								
9	2	2:28.228	55.127	44.170	48.931	147.1	25:14.398								
10	2	2:19.126	46.743	43.115	49.268	224.1	27:33.524								
11	2	2:21.667	47.138	43.355	51.174	229.8	29:55.191								
12	2	2:20.050	48.214	44.047	47.789	227.4	32:15.241								
13	2	2:19.934	46.251	44.526	49.157	227.8	34:35.175								
14	2	2:20.607	46.947	44.919	48.741	222.7	36:55.782								
15	2	2:20.401	46.532	44.290	49.579	228.8	39:16.183								
16	2	3:17.314	51.102	1:02.485	1:23.727	227.8	42:33.497								
17	2	2:32.282	57.259	45.262	49.761	100.8	45:05.779								
18	2	2:19.210	46.073	44.357	48.780	227.8	47:24.989								
233 Alfa Romeo Giulia TZ2 (C) 1965															
1. François RIVAZ															
2. Alexander FURIANI															
1	1	2:45.659	1:00.631	51.183	53.845		2:45.659								
2	1	2:23.938	49.323	44.542	50.073	208.5	5:09.597								
3	1	2:20.692	48.151	43.483	49.058	207.3	7:30.289								
4	1	2:23.608	49.155	44.326	50.127	210.5	9:53.897								
5	1	3:22.662	50.407	1:03.826	1:28.429	206.5	13:16.559								
6	1	2:48.871	1:13.377	45.492	50.002	73.2	16:05.430								
7	1	2:22.633	48.167	44.634	49.832	205.3	18:28.063								
8	1	2:21.144	47.516	44.131	49.497	205.7	20:49.207								
9	1	4:42.246 B	48.008	43.692	3:10.546	206.1	25:31.453								
10	2	2:30.403	57.319	43.433	49.651	123.3	28:01.856								
11	2	2:19.873	48.276	42.998	48.599	210.1	30:21.729								
12	2	2:19.474	47.540	43.077	48.857	207.3	32:41.203								
13	2	2:19.553	47.637	43.142	48.774	209.3	35:00.756								
14	2	2:18.480	47.367	42.865	48.248	210.5	37:19.236								
15	2	2:21.459	47.943	44.200	49.316	209.3	39:40.695								
16	2	3:21.339	1:06.055	1:06.036	1:09.248	150.8	43:02.034								
17	2	2:26.786	50.095	44.614	52.077	192.5	45:28.820								
18	2	2:28.353	47.760	48.294	52.299	196.4	47:57.173								
311 Lotus Eleven S2 1960															
1. Fabien SARRAILH															
1	1	2:36.274	59.693	45.270	51.311		2:36.274								
2	1	2:24.280	49.451	44.038	50.791	193.2	5:00.554								
3	1	10:34.833 B	49.447	43.627	9:01.759	192.5	15:35.387								
316 Tojeiro EE 1965															
1. Dr Afschin FATEMI															
1	1	2:34.583	1:00.904	46.409	47.270		2:34.583								
2	1	2:31.838	47.858	44.662	59.318	223.6	5:06.421								
3	1	2:18.578	46.464	44.335	47.779	235.3	7:24.999								
4	1	2:21.008	46.777	44.877	49.354	223.6	9:46.007								
5	1	3:27.107	46.539	1:13.105	1:27.463	237.4	13:13.114								
6	1	2:46.248	1:14.549	44.037	47.662	77.0	15:59.362								
7	1	2:17.990	46.103	44.173	47.714	230.3	18:17.352								
8	1	4:41.646 B	46.701	44.741	3:10.204	218.6	22:58.998								
9	1	2:32.142	59.594	44.863	47.685	114.2	25:31.140								
10	1	2:19.913	46.882	45.094	47.937	232.8	27:51.053								
11	1	2:18.822	46.807	44.214	47.801	225.5	30:09.875								
12	1	2:18.188	46.233	44.509	47.446	238.9	32:28.063								
13	1	2:19.758	47.843	44.438	47.477	226.9	34:47.821								
14	1	2:19.743	46.227	45.005	48.511	242.7	37:07.564								
15	1	2:17.735	46.167	44.021	47.547	241.1	39:25.299								
16	1	3:26.236	57.281	1:09.715	1:19.240	237.9	42:51.535								
17	1	2:19.784	47.453	44.659	47.672	223.1	45:11.319								
18	1	4:06.967	45.798	53.062	2:28.107	240.5	49:18.286								
321 Alfa Romeo Giulietta Sprint Veloce 1961															
1. Hans Joerg HAUSSENER															
1	1	3:08.808	1:15.319	54.317	59.172		3:08.808								
2	1	2:49.832	56.814	52.939	1:00.079	163.6	5:58.640								
3	1	2:50.331	56.918	53.927	59.486	163.6	8:48.971								
4	1	3:01.108	57.015	54.083	1:10.010	163.1	11:50.079								
5	1	3:01.449	1:03.057	56.901	1:01.491	124.3	14:51.528								
6	1	2:48.713	56.486	52.906	59.321	163.6	17:40.241								





THE GENTLEMEN CHALLENGE



THE GENTLEMEN CHALLENGE MUGELLO CLASSIC RACE 2

Sector Analysis

■ Personal Best
 ■ Session Best
 B Crossing the finish line in pit lane

Lap	D	Time	Sector 1	Sector 2	Sector 3	T. Spd	Elapsed	Lap	D	Time	Sector 1	Sector 2	Sector 3	T. Spd	Elapsed
7	1	5:16.048 B	57.124	55.470	3:23.454	162.9	22:56.289								
8	1	2:58.141	1:06.757	52.073	59.311	105.4	25:54.430								
9	1	2:51.662	59.719	53.157	58.786	163.1	28:46.092								
10	1	2:47.591	56.225	52.489	58.877	162.4	31:33.683								
11	1	2:48.045	56.786	52.698	58.561	162.4	34:21.728								
12	1	2:49.569	57.755	53.352	58.462	163.1	37:11.297								
13	1	2:46.400	56.039	51.678	58.683	164.1	39:57.697								
14	1	3:24.895	1:10.517	1:08.107	1:06.271	107.6	43:22.592								
15	1	2:46.742	56.084	52.889	57.769	164.6	46:09.334								
16	1	2:49.139	58.002	52.764	58.373	164.6	48:58.473								