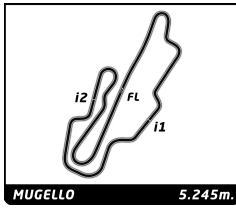




# THE Gentlemen CHALLENGE

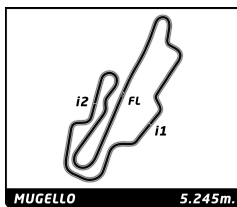


## THE GENTLEMEN CHALLENGE MUGELLO CLASSIC RACE 1

### Sector Analysis

Lap	D	Time	Sector 1	Sector 2	Sector 3	T. Spd	Elapsed	Lap	D	Time	Sector 1	Sector 2	Sector 3	T. Spd	Elapsed							
<span style="color: green;">■</span> Personal Best <span style="color: purple;">■</span> Session Best <span style="color: blue;">■</span> Crossing the finish line in pit lane																						
<b>2</b>		Aston Martin DB2/4 Bertone Competition Spider 1958 1. Heinz STAMM <span style="float: right;">E</span>																				
1	1	2:58.490	1:09.689	52.589	56.212		2:58.490	12	1	2:39.956	53.936	50.166	55.854	192.5	37:06.092							
2	1	2:54.204	55.472	57.600	1:01.132	180.3	5:52.694	13	1	<b>2:37.972</b>	54.332	49.077	<b>54.563</b>	180.3	39:44.064							
3	1	4:10.342	1:42.723	1:29.639	57.980	32.8	10:03.036	14	1	2:56.850	<b>53.186</b>	<b>48.980</b>	1:14.684	194.2	42:40.914							
4	1	2:39.473	53.364	50.871	55.238	195.3	12:42.509	15	1	2:48.480	55.982	55.902	56.596	170.6	45:29.394							
5	1	2:39.916	54.414	49.836	55.666	182.7	15:22.425	<b>11</b> Cooper T38 1955 1. Frederic WAKEMAN <span style="float: right;">E</span> 2. Patrick BLAKENEY-EDWAR														
6	1	2:38.028	<b>53.575</b>	49.503	54.950	184.3	18:00.453															
7	1	4:44.882 <b>B</b>	<b>52.503</b>	49.186	3:03.193	176.2	22:45.335															
8	1	2:45.445	1:01.425	49.428	54.592	119.1	25:30.780															
9	1	2:37.700	52.877	50.153	54.670	186.9	28:08.480															
10	1	2:37.344	53.151	49.195	54.998	199.3	30:45.824															
11	1	2:38.399	53.366	49.771	55.262	185.2	33:24.223															
12	1	2:40.327	54.528	50.921	54.878	182.1	36:04.550															
13	1	2:41.343	55.398	49.666	56.279	192.2	38:45.893															
14	1	<b>2:36.152</b>	52.845	<b>49.059</b>	54.248	202.2	41:22.045															
15	1	2:36.812	53.611	49.465	<b>53.736</b>	190.1	43:58.857															
16	1	2:37.915	52.844	49.712	55.359	197.8	46:36.772															
<b>7</b>		Ferrari 250 GT SWB 1960 1. Vincent GAYE <span style="float: right;">E</span>																				
1	1	2:33.441	56.463	45.959	51.019		2:33.441								<b>12</b> Jaguar E-Type 3.8 1961 1. Gregor FISKEN <span style="float: right;">E</span> 2. Christoff COWENS							
2	1	2:50.543	48.830	<b>45.041</b>	1:16.672	235.8	5:23.984															
3	1	4:14.464	1:55.507	1:21.973	56.984	50.7	9:38.448															
4	1	2:25.331	48.752	46.001	50.578	224.5	12:03.779															
5	1	2:24.386	48.770	45.283	50.333	237.9	14:28.165															
6	1	2:24.475	<b>48.218</b>	45.500	50.757	235.3	16:52.640															
7	1	2:24.295	48.481	45.556	50.258	230.3	19:16.935															
8	1	2:24.569	48.706	45.339	50.524	236.3	21:41.504															
9	1	5:00.403 <b>B</b>	48.570	45.406	3:26.427	232.3	26:41.907															
10	1	2:33.469	57.576	45.386	50.507	141.5	29:15.376															
11	1	<b>2:23.951</b>	48.399	45.185	50.367	226.4	31:39.327															
12	1	2:25.530	49.110	45.823	50.597	237.9	34:04.857															
13	1	2:25.103	48.546	45.683	50.874	236.3	36:29.960															
14	1	2:26.121	48.819	45.641	51.661	223.1	38:56.081															
15	1	2:25.801	48.742	46.817	50.242	231.3	41:21.882															
16	1	2:25.677	48.606	47.046	<b>50.025</b>	234.8	43:47.559															
17	1	2:25.865	49.138	45.849	50.878	231.8	46:13.424															
<b>9</b>		Alfa Romeo Giulia TZ 1964 1. Alain VÖGELE <span style="float: right;">F</span>																				
1	1	2:42.826	59.061	<b>48.965</b>	<b>54.800</b>		2:42.826	<b>14</b> Lister Jaguar Knobbly 1958 1. Anthony SCHRAUWEN <span style="float: right;">E</span>														
<b>10</b>		Alfa Romeo Giulietta SZ Code Tranco 1965 1. Roberto TURRIZIANI <span style="float: right;">F</span>																				
1	1	2:57.259	1:08.209	52.661	56.389		2:57.259								1	1	2:30.722	54.804	46.791	49.127		2:30.722
2	1	2:56.005	56.131	59.354	1:00.520	183.1	5:53.264								2	1	2:50.178	47.944	<b>44.653</b>	1:17.581	238.9	5:20.900
3	1	4:11.392	1:42.945	1:29.587	58.860	31.1	10:04.656								3	1	4:13.923	1:55.309	1:21.580	57.034	61.3	9:34.823
4	1	2:38.449	53.339	50.028	55.082	194.6	12:43.105								4	1	2:22.951	48.277	45.158	49.516	235.8	11:57.774
5	1	2:39.759	54.511	49.650	55.598	194.6	15:22.864								5	1	2:21.926	47.555	45.095	49.276	236.8	14:19.700
6	1	2:38.121	54.060	49.189	54.872	195.3	18:00.985								6	1	2:24.345	48.352	45.959	50.034	237.4	16:44.045
7	1	5:34.681 <b>B</b>	53.599	49.571	3:51.511	193.9	23:35.666								7	1	2:21.873	48.188	45.160	<b>48.525</b>	238.9	19:05.918
8	1	2:52.600	1:04.458	51.728	56.414	109.1	26:28.266								8	1	4:41.184 <b>B</b>	47.583	46.229	3:07.372	242.2	23:47.102
9	1	2:39.287	53.818	49.756	55.713	191.8	29:07.553								9	1	2:30.806	56.496	45.056	49.254	148.6	26:17.908
10	1	2:39.474	53.249	49.835	56.390	194.2	31:47.027								10	1	2:22.324	47.875	44.993	49.456	235.3	28:40.232
11	1	2:39.109	53.761	49.613	55.735	192.9	34:26.136															





THE GENTLEMEN CHALLENGE MUGELLO CLASSIC RACE 1

Sector Analysis

Personal Best Session Best B Crossing the finish line in pit lane

Table with 7 columns: Lap, D, Time, Sector 1, Sector 2, Sector 3, T. Spd, Elapsed. Rows 11-17.

17 Lister Chevrolet 1958 1. Luc-Pierre VERQUIN E. Table with 7 columns: Lap, D, Time, Sector 1, Sector 2, Sector 3, T. Spd, Elapsed. Rows 1-17.

20 Ferrari 250 GT SWB (C) 1961 1. Christian DUMOLIN E. Table with 7 columns: Lap, D, Time, Sector 1, Sector 2, Sector 3, T. Spd, Elapsed. Rows 1-17.

26 Lister Jaguar Knobby (C) 1960 1. Jacques SANDOZ E. Table with 7 columns: Lap, D, Time, Sector 1, Sector 2, Sector 3, T. Spd, Elapsed. Rows 1-1.

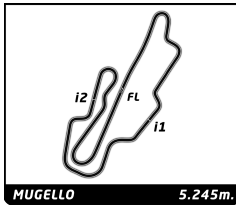
31 Austin-Healey 3000 Mk II 1965 1. Paul ANCELIN F. Table with 7 columns: Lap, D, Time, Sector 1, Sector 2, Sector 3, T. Spd, Elapsed. Rows 1-4.

Table with 7 columns: Lap, D, Time, Sector 1, Sector 2, Sector 3, T. Spd, Elapsed. Rows 5-16.

39 Lotus XI 1500 1960 1. Hubert BOURDIN 2. Charles BOURDIN E. Table with 7 columns: Lap, D, Time, Sector 1, Sector 2, Sector 3, T. Spd, Elapsed. Rows 1-16.

49 Porsche 356 (C) SC coupé 1965 1. Bill STEPHENS F. Table with 7 columns: Lap, D, Time, Sector 1, Sector 2, Sector 3, T. Spd, Elapsed. Rows 1-16.

53 TVR Grantura Mk III 1965 1. Guy GRANT F. Table with 7 columns: Lap, D, Time, Sector 1, Sector 2, Sector 3, T. Spd, Elapsed. Rows 1-4.



THE GENTLEMEN CHALLENGE MUGELLO CLASSIC RACE 1

Sector Analysis

Personal Best Session Best B Crossing the finish line in pit lane

Main race results table with columns: Lap, D, Time, Sector 1, Sector 2, Sector 3, T. Spd, Elapsed. Includes data for drivers like Ferrari 250 GT SWB 1960 and Jaguar XK150 Coupe 1961.

56 Ferrari 250 GT SWB 1960 1. Conrad M. ULRICH 2. Conrad C. ULRICH

Lap-by-lap sector analysis for driver 56, showing times for each sector and total lap time.

58 Porsche 904/6 Carrera GTS 1963 1. Carlo VÖGELE

Lap-by-lap sector analysis for driver 58.

60 Porsche 904/4 Carrera GTS 1964 1. Peter VÖGELE

Lap-by-lap sector analysis for driver 60.

72 Austin-Healey 3000 Mk I 1962 1. François FILLON 2. André RAULIN

Lap-by-lap sector analysis for driver 72.

73 Jaguar XK150 Coupe 1961 1. Laurent JASPERS

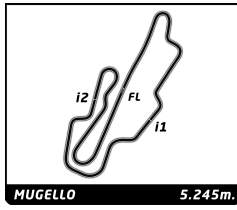
Lap-by-lap sector analysis for driver 73.

88 Lister Costin 1959 1. John SPIERS

Lap-by-lap sector analysis for driver 88.

92 Lister Knobby Chevrolet 1960 1. Wolf ZWEIFLER

Lap-by-lap sector analysis for driver 92.



THE GENTLEMEN CHALLENGE MUGELLO CLASSIC RACE 1

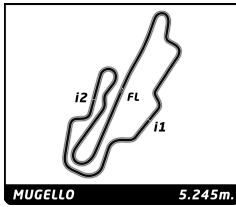
Sector Analysis

Personal Best Session Best B Crossing the finish line in pit lane

Table with columns: Lap, D, Time, Sector 1, Sector 2, Sector 3, T. Spd, Elapsed. Contains race data for cars 94, 99, 124, 134, 139, and 153.



THE Gentlemen CHALLENGE



THE GENTLEMEN CHALLENGE MUGELLO CLASSIC RACE 1

Sector Analysis

Personal Best Session Best B Crossing the finish line in pit lane

Table for driver 164 Morgan Plus 4 Serie I 1965. Columns: Lap D, Time, Sector 1, Sector 2, Sector 3, T. Spd, Elapsed. Row 16: 2:36.619, 52.716, 47.913, 55.302, 166.9, 47:33.611

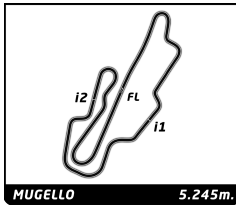
Table for driver 233 Alfa Romeo Giulia TZZ (C) 1965. Columns: Lap D, Time, Sector 1, Sector 2, Sector 3, T. Spd, Elapsed. Row 16: 2:19.786, 47.491, 43.404, 48.891, 207.3, 42:58.697

Table for driver 194 Porsche 904/6 Carrera GTS 1964. Columns: Lap D, Time, Sector 1, Sector 2, Sector 3, T. Spd, Elapsed. Row 17: 2:19.718, 47.112, 43.777, 48.829, 224.5, 45:18.624

Table for driver 311 Lotus Eleven S2 1960. Columns: Lap D, Time, Sector 1, Sector 2, Sector 3, T. Spd, Elapsed. Row 13: 2:26.991, 50.232, 44.719, 52.040, 187.2, 37:05.859

Table for driver 220 Austin-Healey 3000 Mk II 1962. Columns: Lap D, Time, Sector 1, Sector 2, Sector 3, T. Spd, Elapsed. Row 12: 2:36.269, 52.916, 49.019, 54.334, 205.7, 36:20.955

Table for driver 316 Tojeiro EE 1965. Columns: Lap D, Time, Sector 1, Sector 2, Sector 3, T. Spd, Elapsed. Row 11: 2:20.639, 46.966, 45.831, 47.842, 227.8, 31:21.219



THE GENTLEMEN CHALLENGE  
MUGELLO CLASSIC  
RACE 1

Sector Analysis

■ Personal Best ■ Session Best B Crossing the finish line in pit lane

Lap	D	Time	Sector 1	Sector 2	Sector 3	T. Spd	Elapsed	Lap	D	Time	Sector 1	Sector 2	Sector 3	T. Spd	Elapsed
14	1	2:21.280	48.554	44.746	47.980	236.3	38:24.627								
15	1	4:28.644	2:43.087	47.910	57.647	231.3	42:53.271								
16	1	2:37.173	55.167	48.445	53.561	166.9	45:30.444								

**321** Alfa Romeo Giulietta Sprint Veloce 1961  
1.Hans Joerg HAUSSENER E

1	1	3:10.752	1:14.459	55.734	1:00.559		3:10.752
2	1	2:56.107	59.078	55.437	1:01.592	163.9	6:06.859
3	1	4:13.136	1:36.700	1:30.555	1:05.881	91.1	10:19.995
4	1	2:54.064	58.489	54.489	1:01.086	162.7	13:14.059
5	1	2:51.693	57.843	53.558	1:00.292	162.9	16:05.752
6	1	5:17.700	57.941	54.063	3:25.696	162.7	21:23.452
7	1	3:02.610	1:05.111	55.708	1:01.791	109.6	24:26.062
8	1	2:52.234	58.072	54.252	59.910	160.2	27:18.296
9	1	2:51.719	57.879	53.090	1:00.750	161.2	30:10.015
10	1	2:51.377	57.781	53.501	1:00.095	162.7	33:01.392
11	1	2:53.942	57.944	54.112	1:01.886	162.7	35:55.334
12	1	2:55.161	57.094	54.425	1:03.642	165.1	38:50.495
13	1	2:54.101	59.586	55.263	59.252	163.4	41:44.596
14	1	2:50.955	57.452	53.924	59.579	161.9	44:35.551
15	1	2:52.589	59.672	53.654	59.263	162.4	47:28.140