

THE GENTLEMEN CHALLENGE
MUGELLO CLASSIC
QUALIFYING

Sector Analysis

Personal Best Session Best B Crossing the finish line in pit lane

Lap D Time Sector 1 Sector 2 Sector 3 T. Spd Elapsed

2 Aston Martin DB2/4 Bertone Competition Spider 1958
1.Heinz STAMM E

1	1	4:03.884	2:14.937	52.603	56.344	95.5	4:03.884
2	1	2:45.792	57.525	53.109	55.158	168.5	6:49.676
3	1	2:41.003	55.069	50.771	55.163	180.3	9:30.679
4	1	2:38.114	53.811	49.996	54.307	164.1	12:08.793
5	1	2:37.691	53.609	49.438	54.644	177.9	14:46.484
6	1	4:48.122 B	1:04.680			175.3	19:34.606
7	1	2:52.895	1:05.625	52.204	55.066	107.4	22:27.501
8	1	2:37.633	52.629	49.560	55.444	200.4	25:05.134
9	1	2:38.308	52.947	49.047	56.314	193.9	27:43.442
10	1	2:38.575	53.466	50.011	55.098	192.2	30:22.017
11	1	2:36.144	52.770	49.029	54.345	197.4	32:58.161

7 Ferrari 250 GT SWB 1960
1.Vincent GAYE E

1	1	3:08.326	1:27.582	48.658	52.086	100.4	3:08.326
2	1	2:28.455	50.971	46.842	50.642	213.4	5:36.781
3	1	2:24.993	48.115	46.112	50.766	238.9	8:01.774
4	1	2:24.657	48.830	45.225	50.602	237.4	10:26.431
5	1	4:18.671 B	48.847	46.307	2:43.517	235.8	14:45.102
6	1	3:58.396 B	1:08.232			120.4	18:43.498
7	1	4:00.665 B	1:03.097	51.983	2:05.585	112.1	22:44.163
8	1	2:37.764	1:00.106	47.315	50.343	120.8	25:21.927
9	1	2:22.688	47.235	44.995	50.458	237.9	27:44.615
10	1	2:27.302	48.812	47.455	51.035	236.8	30:11.917
11	1	2:26.422	49.670	46.671	50.081	226.9	32:38.339

9 Alfa Romeo Giulia TZ 1964
1.Alain VÖGELE F

1	1	4:02.135	2:12.361	52.951	56.823	109.3	4:02.135
2	1	2:45.819	57.824	52.771	55.224	179.4	6:47.954
3	1	2:41.177	56.203	50.287	54.687	182.1	9:29.131
4	1	2:35.999	52.556	48.717	54.726	200.4	12:05.130
5	1	2:34.020	52.162	48.653	53.205	202.2	14:39.150
6	1	4:42.977 B	53.195			203.4	19:22.127
7	1	2:45.747	1:02.934	48.752	54.061	121.2	22:07.874
8	1	2:36.644	52.015	50.457	54.172	203.8	24:44.518
9	1	4:03.512 B	51.781	51.079	2:20.652	203.8	28:48.030
10	1	2:44.437	1:01.625	48.440	54.372	117.0	31:32.467
11	1	2:34.503	51.832	49.024	53.647	200.4	34:06.970

10 Alfa Romeo Giulietta SZ Code Trofeo 1965
1.Roberto TURRIZIANI F

1	1	4:20.686	2:27.013	52.145	1:01.528	70.6	4:20.686
2	1	2:42.734	54.266	52.194	56.274	182.7	7:03.420
3	1	2:56.572	53.171	51.519	1:11.882	195.3	9:59.992
4	1	2:54.600	59.815	52.881	1:01.904	137.1	12:54.592
5	1	2:37.543	52.529	49.373	55.641	195.7	15:32.135
6	1	4:23.489 B	1:01.947			140.6	19:55.624
7	1	2:48.080	1:03.977	50.129	53.974	119.3	22:43.704
8	1	2:35.857	53.050	48.733	54.074	196.0	25:19.561
9	1	2:38.497	53.532	49.895	55.070	196.0	27:58.058
10	1	5:45.414 B	57.596	54.449	3:53.369	179.4	33:43.472

11 Cooper T38 1955
1.Frederic WAKEMAN E
2.Patrick BLAKENEY-EDWAR

1	1	2:47.973	1:08.215	48.329	51.429	121.1	2:47.973
2	1	2:20.048	46.649	44.545	48.854	244.3	5:08.021
3	1	2:20.943	46.879	44.639	49.425	237.9	7:28.964
4	1	2:23.971	47.851	46.166	49.954	240.5	9:52.935
5	1	4:22.413 B	47.752	48.918	2:45.743	241.1	14:15.348
6	2	4:16.959 B	55.096	1:05.960	2:15.903	155.6	18:32.307
7	2	2:36.459	1:00.836	46.168	49.455	110.7	21:08.766
8	2	2:20.434	47.848	44.148	48.438	237.9	23:29.200
9	2	2:19.891	47.302	43.998	48.591	244.9	25:49.091
10	2	2:20.481	47.731	43.825	48.925	243.8	28:09.572

12 Jaguar E-Type 3.8 1961
1.Gregor FISKEN E
2.Christoff COWENS

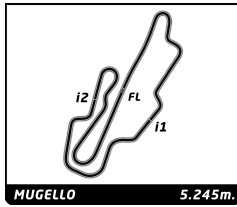
1	1	2:41.925	1:00.827	48.205	52.893	127.7	2:41.925
2	1	2:24.060	49.086	45.321	49.653	217.3	5:05.985
3	1	2:24.527	48.594	45.956	49.977	220.9	7:30.512
4	1	2:25.220	49.250	45.684	50.286	224.1	9:55.732
5	1	2:26.540	49.471	46.375	50.694	223.6	12:22.272
6	1	5:53.262 B	48.775	45.993	4:18.494	222.7	18:15.534
7	2	2:43.666	1:03.600	47.205	52.861	94.6	20:59.200
8	2	2:29.666	51.496	47.245	50.925	221.3	23:28.866
9	2	2:27.950	49.685	47.105	51.160	210.1	25:56.816
10	2	2:25.817	49.022	46.147	50.648	218.6	28:22.633
11	2	2:27.035	49.477	46.823	50.735	219.5	30:49.668
12	2	2:25.577	48.793	46.042	50.742	220.0	33:15.245

14 Lister Jaguar Knobbly 1958
1.Anthony SCHRAUWEN E

1	1	2:48.396	1:08.981	47.959	51.456	116.8	2:48.396
2	1	2:21.830	48.344	45.092	48.394	236.3	5:10.226
3	1	2:20.755	47.718	44.680	48.357	234.8	7:30.981
4	1	2:22.036	47.849	44.992	49.195	231.8	9:53.017
5	1	2:25.745	47.979	46.560	51.206	231.8	12:18.762
6	1	2:21.999	48.132	45.330	48.537	233.3	14:40.761
7	1	1:39.132 B	47.913			232.8	16:19.893
8	1	4:29.960	2:55.594	45.055	49.311	95.1	20:49.853
9	1	2:20.244	47.291	44.492	48.461	233.8	23:10.097
10	1	2:20.390	47.070	44.896	48.424	234.3	25:30.487
11	1	2:22.454	48.077	44.684	49.693	233.8	27:52.941
12	1	2:22.938	48.029	45.899	49.010	233.8	30:15.879
13	1	2:22.382	47.541	45.353	49.488	235.8	32:38.261

17 Lister Chevrolet 1958
1.Luc-Pierre VERQUIN E

1	1	5:32.515					5:32.515
2	1	2:21.918					7:54.433
3	1	2:24.224					10:18.657
4	1	2:25.021					12:43.678
5	1	2:25.607					15:09.285
6	1	8:16.048					23:25.333
7	1	2:19.188					25:44.521
8	1	2:25.001					28:09.522



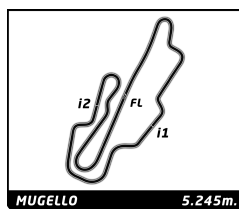
THE GENTLEMEN CHALLENGE MUGELLO CLASSIC QUALIFYING

Sector Analysis

Personal Best Session Best B Crossing the finish line in pit lane

Table with columns: Lap D, Time, Sector 1, Sector 2, Sector 3, T. Spd, Elapsed. Rows include driver names and lap times for various car models like Ferrari 250 GT SWB, Lotus XI, Lister Jaguar, Porsche 356, Austin-Healey, and TVR.





THE GENTLEMEN CHALLENGE MUGELLO CLASSIC QUALIFYING

Sector Analysis

Personal Best Session Best B Crossing the finish line in pit lane

Table for Porsche 904/6 Carrera GTS 1963, driver 1. Carlo VÖGELE. Columns: Lap, D, Time, Sector 1, Sector 2, Sector 3, T. Spd, Elapsed. Row 4: 4:1 2:27.475, 49.374, 46.335, 51.766, 223.1, 11:37.090

Table for Porsche 904/4 Carrera GTS 1964, driver 1. Peter VÖGELE. Columns: Lap, D, Time, Sector 1, Sector 2, Sector 3, T. Spd, Elapsed. Row 4: 4:1 2:35.808, 51.763, 49.055, 54.990, 208.5, 11:55.199

Table for Austin-Healey 3000 Mk I 1962, drivers 1. François FILLON, 2. André RAULIN. Columns: Lap, D, Time, Sector 1, Sector 2, Sector 3, T. Spd, Elapsed. Row 4: 4:1 2:39.075, 53.940, 50.557, 54.578, 205.7, 11:07.079

Table for Jaguar XK150 Coupe 1961, driver 1. Laurent JASPERS. Columns: Lap, D, Time, Sector 1, Sector 2, Sector 3, T. Spd, Elapsed. Row 4: 4:1 2:38.500, 53.728, 50.048, 54.724, 202.2, 12:37.365

Table for Lister Costin 1959, driver 1. John SPIERS. Columns: Lap, D, Time, Sector 1, Sector 2, Sector 3, T. Spd, Elapsed. Row 4: 4:1 2:37.174, 53.671, 48.905, 54.598, 200.0, 29:37.698

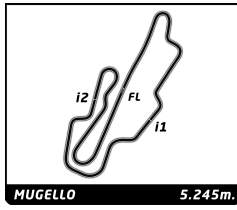
Table for Lister Knobbly Chevrolet 1960, driver 1. Wolf ZWEIFLER. Columns: Lap, D, Time, Sector 1, Sector 2, Sector 3, T. Spd, Elapsed. Row 4: 4:1 2:20.420, 47.150, 44.036, 49.234, 236.8, 10:10.909

Table for Jaguar E-Type 3.8 1961, driver 1. Georges VERQUIN. Columns: Lap, D, Time, Sector 1, Sector 2, Sector 3, T. Spd, Elapsed. Row 4: 4:1 2:35.902, 52.581, 49.755, 53.566, 189.5, 11:08.320

Table for Lotus XI 1500 1956, driver 1. Serge KRIKNOFF. Columns: Lap, D, Time, Sector 1, Sector 2, Sector 3, T. Spd, Elapsed. Row 4: 4:1 2:21.502, 47.072, 45.007, 49.423, 217.3, 11:08.813

Table for Austin-Healey 100 BN1 1954, drivers 1. François FOUQUET-HATE, 2. Luc BOUSQUET. Columns: Lap, D, Time, Sector 1, Sector 2, Sector 3, T. Spd, Elapsed. Row 4: 4:1 2:21.047, 47.726, 44.249, 49.072, 218.2, 23:37.213

Table for Austin-Healey 100 BN1 1954, drivers 1. François FOUQUET-HATE, 2. Luc BOUSQUET. Columns: Lap, D, Time, Sector 1, Sector 2, Sector 3, T. Spd, Elapsed. Row 4: 4:1 2:21.047, 47.726, 44.249, 49.072, 218.2, 23:37.213



THE GENTLEMEN CHALLENGE MUGELLO CLASSIC QUALIFYING

Sector Analysis

Personal Best Session Best B Crossing the finish line in pit lane

Table with columns: Lap, D, Time, Sector 1, Sector 2, Sector 3, T. Spd, Elapsed. Rows 1-11.

Table for car 139: Aston Martin DB2 Sports Saloon Coupé 1951. Driver: 1. Michel VERLIEFDEN, 2. Jan GIJZEN. Rows 1-10.

Table for car 153: Austin-Healey 3000 MK III 1964. Driver: 1. Jean LAURENT-BELLUE, 2. Mike GRANT-PETERKIN. Rows 1-8.

Table for car 164: Morgan Plus 4 Serie I 1965. Driver: 1. Roger WHITESIDE. Rows 1-11.

Table for car 194: Porsche 904/6 Carrera GTS 1964. Driver: 1. Carlos de QUESADA, 2. Catesby JONES. Rows 1-6.

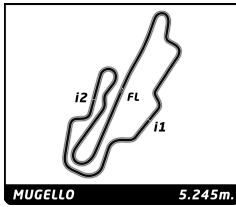
Table with columns: Lap, D, Time, Sector 1, Sector 2, Sector 3, T. Spd, Elapsed. Rows 7-10.

Table for car 220: Austin-Healey 3000 Mk II 1962. Driver: 1. Jean-Pascal CUEREL. Rows 1-11.

Table for car 233: Alfa Romeo Giulia TZ2 (C) 1965. Driver: 1. François RIVAZ, 2. Alexander FURIANI. Rows 1-12.

Table for car 311: Lotus Eleven S2 1960. Driver: 1. Fabien SARRAILH. Rows 1-11.

Table for car 316: Tojeiro EE 1965. Driver: 1. Dr Afschin FATEMI. Rows 1-7.



THE GENTLEMEN CHALLENGE MUGELLO CLASSIC QUALIFYING

Sector Analysis

■ Personal Best ■ Session Best B Crossing the finish line in pit lane

Lap	D	Time	Sector 1	Sector 2	Sector 3	T. Spd	Elapsed	Lap	D	Time	Sector 1	Sector 2	Sector 3	T. Spd	Elapsed
8	1	2:25.159	49.448	45.175	50.536	214.7	24:30.204								
9	1	2:21.403	47.207	45.873	48.323	236.8	26:51.607								
10	1	2:29.873	49.508	49.384	50.981	225.5	29:21.480								
11	1	2:22.907	47.429	46.868	48.610	231.8	31:44.387								
12	1	2:21.971	49.604	44.315	48.052	229.8	34:06.358								

321	Alfa Romeo Giulietta Sprint Veloce 1961														
	1.Hans Joerg HAUSSENER		E												
1	1	3:45.608	1:46.737	56.583	1:02.288	97.6	3:45.608								
2	1	2:58.083	58.597	56.580	1:02.906	157.2	6:43.691								
3	1	2:56.418	57.831	56.531	1:02.056	161.9	9:40.109								
4	1	2:56.590	1:00.546	55.355	1:00.689	160.7	12:36.699								
5	1	3:01.543	59.554	56.097	1:05.892	163.9	15:38.242								
6	1	2:21.758 B	1:15.963			104.3	18:00.000								
7	1	3:40.444	1:41.074	57.159	1:02.211	106.8	21:40.444								
8	1	2:55.051	59.188	54.220	1:01.643	163.1	24:35.495								
9	1	2:54.428	57.643	56.179	1:00.606	163.6	27:29.923								