

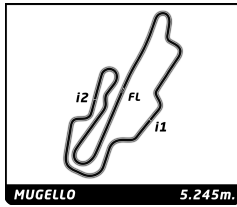
THE GENTLEMEN CHALLENGE MUGELLO CLASSIC PRIVATE PRACTICE

Sector Analysis

Personal Best Session Best B Crossing the finish line in pit lane

Table with columns: Lap, D, Time, Sector 1, Sector 2, Sector 3, T. Spd, Elapsed. Rows include drivers like Vincent GAYE, Alain VÖGELE, Roberto TURRIZIANI, Frederic WAKEMAN, Gregor FISKEN, and Charles FIRMENICH.





THE GENTLEMEN CHALLENGE MUGELLO CLASSIC PRIVATE PRACTICE

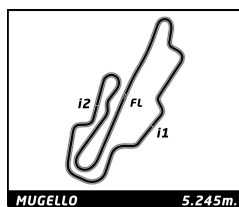
Sector Analysis

Personal Best Session Best B Crossing the finish line in pit lane

Table with columns: Lap, D, Time, Sector 1, Sector 2, Sector 3, T. Spd, Elapsed. Rows include driver names and lap times for various car models like Lotus XI, Porsche 356, TVR Grantura, Ferrari 250 GT, Porsche 904, and Lister Costin.



THE Gentlemen CHALLENGE



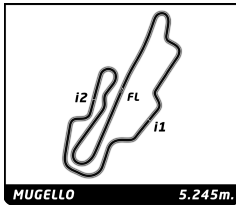
THE GENTLEMEN CHALLENGE MUGELLO CLASSIC PRIVATE PRACTICE

Sector Analysis

■ Personal Best ■ Session Best B Crossing the finish line in pit lane

Lap	D	Time	Sector 1	Sector 2	Sector 3	T. Spd	Elapsed	Lap	D	Time	Sector 1	Sector 2	Sector 3	T. Spd	Elapsed
94 Jaguar E-Type 3.8 1961 1. Georges VERQUIN E															
1	1	3:41.367	1:48.956	54.506	57.905	78.7	3:41.367								
2	1	2:43.452	56.227	52.327	54.898	187.2	6:24.819								
3	1	2:42.764	54.522	53.377	54.865	191.5	9:07.583								
4	1	2:38.225	52.397	51.067	54.761	210.1	11:45.808								
5	1	2:40.720	53.045	52.878	54.797	209.3	14:26.528								
6	1	2:38.765	52.579	51.531	54.655	210.5	17:05.293								
7	1	5:27.900 B	51.669	52.176	3:44.055	202.2	22:33.193								
8	1	2:46.858	1:00.762	51.495	54.601	112.4	25:20.051								
9	1	2:40.224	53.118	51.940	55.166	189.5	28:00.275								
10	1	2:36.309	51.742	50.547	54.020	213.0	30:36.584								
99 Lotus XI 1500 1956 1. Serge KRINKNOFF E															
1	1	3:54.603	2:03.473	54.753	56.377	91.7	3:54.603								
2	1	2:37.410	52.498	49.790	55.122	182.7	6:32.013								
3	1	2:29.318	50.168	47.532	51.618	201.1	9:01.331								
4	1	2:23.896	48.829	45.078	49.989	211.4	11:25.227								
5	1	2:24.489	47.557	45.008	51.924	214.7	13:49.716								
6	1	2:22.760	47.629	45.402	49.729	213.4	16:12.476								
7	1	2:21.057	47.585	43.791	49.681	211.4	18:33.533								
8	1	2:20.130	47.477	43.617	49.036	215.6	20:53.663								
9	1	10:06.464 B	56.424	51.476	8:18.564	181.8	31:00.127								
124 Austin-Healey 100 BN1 1954 1. François FOUQUET-HATE E 2. Luc BOUSQUET															
1	2	4:01.217	2:04.962	55.455	1:00.800	98.6	4:01.217								
2	2	4:41.627 B	56.803	53.259	2:51.565	157.9	8:42.844								
3	2	2:50.684	1:05.654	48.632	56.398	100.9	11:33.528								
4	2	4:48.673 B	54.126	48.064	3:06.483	174.2	16:22.201								
5	2	2:58.554	1:07.782	52.275	58.497	94.5	19:20.755								
6	2	2:49.439	58.050	53.342	58.047	167.2	22:10.194								
7	2	2:46.954	56.517	51.847	58.590	170.3	24:57.148								
8	2	2:48.417	56.805	52.026	59.586	171.2	27:45.565								
9	2	2:48.206	56.588	53.804	57.814	173.4	30:33.771								
134 Austin-Healey 3000 Mk I 1962 1. Bart BLOMMAERT F 2. Rikkert LEEMAN															
1	2	7:15.102	5:18.883	56.151	1:00.068	107.0	7:15.102								
2	2	2:48.955	55.707	54.038	59.210	173.1	10:04.057								
3	2	2:50.077	56.783	54.570	58.724	180.9	12:54.134								
4	2	3:35.770 B	56.304	53.251	1:46.215	195.3	16:29.904								
5	2	3:31.272 B	1:03.686	53.894	1:33.692	119.7	20:01.176								
6	2	6:22.160 B	1:04.254	54.458	4:23.448	121.9	26:23.336								
7	2	3:02.209	1:07.236	54.701	1:00.272	118.3	29:25.545								
8	2	2:49.824	57.229	53.871	58.724	181.2	32:15.369								
139 Aston Martin DB2 Sports Saloon Coupé 1951 1. Michel VERLIEFDEN E 2. Jan GIJZEN															
1	1	3:53.855	1:52.466	59.414	1:01.975	74.6	3:53.855								
2	1	2:58.383	1:00.797	55.998	1:01.588	142.7	6:52.238								
3	1	2:56.073	57.984	55.586	1:02.503	148.4	9:48.311								
4	1	2:56.433	1:00.040	55.834	1:00.559	149.4	12:44.744								
5	1	4:56.609 B	58.721	54.983	3:02.905	151.5	17:41.353								
6	2	3:06.292	1:08.458	56.528	1:01.306	107.4	20:47.645								
7	2	2:54.746	57.695	55.846	1:01.205	175.3	23:42.391								
8	2	2:55.548	58.162	55.816	1:01.570	176.2	26:37.939								
9	2	2:53.831	58.273	54.370	1:01.188	169.0	29:31.770								
10	2	2:49.549	56.560	53.939	59.050	179.7	32:21.319								
153 Austin-Healey 3000 MK III 1964 1. Jean LAURENT-BELLUE F 2. Mike GRANT-PETERKIN															
1	1	4:15.558	2:02.399	1:05.638	1:07.521	70.5	4:15.558								
2	1	3:11.044	1:05.626	1:00.197	1:05.221	143.8	7:26.602								
3	1	3:06.249	1:02.653	59.900	1:03.696	151.3	10:32.851								
4	1	4:53.725 B	59.275	56.693	2:57.757	156.5	15:26.576								
5	1	3:11.186	1:11.099	57.371	1:02.716	88.3	18:37.762								
6	1	2:58.263	58.496	57.590	1:02.177	173.1	21:36.025								
7	1	2:56.707	59.312	56.458	1:00.937	178.5	24:32.732								
8	1	2:56.968	59.358	56.698	1:00.912	169.0	27:29.700								
9	1	2:52.570	57.350	54.495	1:00.725	188.5	30:22.270								
164 Morgan Plus 4 Serie I 1965 1. Roger WHITESIDE F															
1	1	4:16.035	2:18.398	53.682	1:03.955	82.8	4:16.035								
2	1	2:45.157	57.109	51.243	56.805	146.9	7:01.192								
3	1	2:46.803	54.627	51.056	1:01.120	173.6	9:47.995								
4	1	2:43.538	57.405	49.916	56.217	173.6	12:31.533								
5	1	2:41.250	56.242	49.644	55.364	176.2	15:12.783								
6	1	4:25.237 B	55.660	49.988	2:39.589	175.9	19:38.020								
7	1	2:52.019	1:06.620	50.016	55.383	99.6	22:30.039								
8	1	2:38.705	53.635	49.526	55.544	176.2	25:08.744								
9	1	2:38.622	55.080	48.703	54.839	172.8	27:47.366								
10	1	2:42.161	55.089	51.036	56.036	178.2	30:29.527								
194 Porsche 904/6 Carrera GTS 1964 1. Carlos de QUESADA F 2. Catesby JONES															
1	1	3:43.750	1:57.198	51.034	55.518	69.0	3:43.750								
2	1	2:28.198	51.719	45.728	50.751	189.8	6:11.948								
3	1	2:23.592	48.840	45.349	49.403	216.4	8:35.540								
4	1	2:27.090	47.885	47.290	51.915	225.0	11:02.630								
5	1	2:24.518	49.009	45.350	50.159	222.7	13:27.148								
6	1	5:19.516 B	47.834	44.427	3:47.255	214.7	18:46.664								
7	2	2:39.117	1:00.680	46.760	51.677	131.7	21:25.781								
8	2	2:25.467	49.516	45.484	50.467	216.0	23:51.248								
9	2	2:23.015	48.721	44.960	49.334	221.8	26:14.263								
10	2	2:20.700	47.267	44.053	49.380	227.4	28:34.963								
220 Austin-Healey 3000 Mk II 1962 1. Jean-Pascal CUEREL F															
1	1	3:24.044	1:26.133	56.326	1:01.585	92.9	3:24.044								
2	1	2:56.150	1:00.466	55.290	1:00.394	129.3	6:20.194								
3	1	2:57.703	58.930	56.773	1:02.000	143.8	9:17.897								





THE GENTLEMEN CHALLENGE
MUGELLO CLASSIC
PRIVATE PRACTICE

Sector Analysis

■ Personal Best ■ Session Best B Crossing the finish line in pit lane

Lap	D	Time	Sector 1	Sector 2	Sector 3	T. Spd	Elapsed	Lap	D	Time	Sector 1	Sector 2	Sector 3	T. Spd	Elapsed
4	1	2:49.076	57.280	54.519	57.277	162.9	12:06.973								
5	1	2:51.839	56.555	55.392	59.892	163.9	14:58.812								
6	1	2:46.160	55.848	53.139	57.173	170.6	17:44.972								
7	1	2:43.925	56.176	51.861	55.888	163.4	20:28.897								
8	1	2:44.362	55.507	53.188	55.667	171.4	23:13.259								
9	1	5:26.609 B	54.990	52.152	3:39.467	171.4	28:39.868								
10	1	2:49.633	1:03.219	50.854	55.560	116.8	31:29.501								

311 Lotus Eleven S2 1960
1. Fabien SARRAILH E

1	1	3:45.887	1:44.206	56.455	1:05.226	77.3	3:45.887
2	1	5:28.819 B	58.878	53.013	3:36.928	147.5	9:14.706
3	1	2:48.517	1:03.245	50.331	54.941	95.7	12:03.223
4	1	2:35.944	51.832	49.764	54.348	187.8	14:39.167
5	1	2:33.210	51.634	48.179	53.397	186.9	17:12.377
6	1	2:32.183	50.701	46.857	54.625	189.1	19:44.560
7	1	2:28.871	50.789	46.080	52.002	188.2	22:13.431

316 Tojeiro EE 1965
1. Dr Afschin FATEMI F

1	1	3:03.135	1:12.093	52.413	58.629	103.9	3:03.135
2	1	2:31.724	51.767	48.421	51.536	184.0	5:34.859
3	1	2:27.723	50.280	47.306	50.137	198.5	8:02.582
4	1	2:25.220	48.543	45.880	50.797	213.0	10:27.802
5	1	2:23.035	48.049	45.763	49.223	196.0	12:50.837
6	1	4:43.921 B	49.197	45.798	3:08.926	199.6	17:34.758
7	1	2:41.440	1:04.578	46.657	50.205	93.3	20:16.198
8	1	2:24.057	46.903	45.883	51.271	231.3	22:40.255
9	1	2:20.985	47.297	45.375	48.313	217.3	25:01.240
10	1	2:22.198	48.003	45.460	48.735	216.9	27:23.438
11	1	2:27.752	47.950	46.821	52.981	226.9	29:51.190
12	1	2:21.095	47.661	44.227	49.207	209.7	32:12.285

321 Alfa Romeo Giulietta Sprint Veloce 1961
1. Hans Joerg HAUSSENER E

1	1	3:36.051	1:32.204	59.310	1:04.537	89.1	3:36.051
2	1	3:01.175	59.393	56.004	1:05.778	156.5	6:37.226
3	1	2:56.089	58.598	55.648	1:01.843	159.8	9:33.315
4	1	2:55.143	58.156	55.650	1:01.337	160.0	12:28.458
5	1	2:57.598	1:00.382	54.510	1:02.706	160.0	15:26.056
6	1	2:56.200	1:00.946	54.647	1:00.607	159.5	18:22.256
7	1	2:54.781	58.648	54.569	1:01.564	159.5	21:17.037
8	1	2:55.758	58.797	55.962	1:00.999	159.3	24:12.795
9	1	3:00.450	1:00.324	57.780	1:02.346	160.2	27:13.245
10	1	2:54.267	58.653	54.823	1:00.791	157.7	30:07.512