

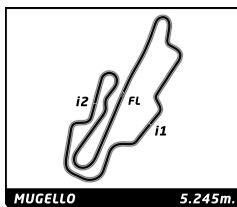
ENDURANCE RACING LEGENDS

MUGELLO CLASSIC

RACE 2

Sector Analysis

							■ Personal Best ■ Session Best ■ B Crossing the finish line in pit lane										
Lap	D	Time	Sector 1	Sector 2	Sector 3	T. Spd	Elapsed	Lap	D	Time	Sector 1	Sector 2	Sector 3	T. Spd	Elapsed		
4	Riley & Scott MK III C 2002						LMP1B	3	1	2:09.371	44.533	40.281	44.557	233.8	8:06.694		
	1	Xavier MICHERON	2	1	2:06.139	42.483		39.676	43.980	256.5	10:12.833						
	5	1	2:06.337	42.566	39.746	44.025		256.5	12:19.170								
	6	1	2:05.858	42.382	39.714	43.762		256.5	14:25.028								
	7	1	3:03.661	52.599	57.641	1:13.421		197.4	17:28.689								
	8	1	5:20.529 B	1:08.298	1:04.204	3:08.027		96.8	22:49.218								
	9	1	2:21.719	53.614	42.196	45.909		142.1	25:10.937								
	10	1	2:15.192	44.091	42.610	48.491		250.6	27:26.129								
	11	1	2:12.834	44.671	41.810	46.353		248.8	29:38.963								
	12	1	2:11.259	44.273	41.214	45.772		254.1	31:50.222								
	13	1	2:11.966	44.091	41.700	46.175		254.1	34:02.188								
	14	1	2:12.057	44.391	42.132	45.534		254.1	36:14.245								
	15	1	2:14.608	44.234	43.817	46.557		257.1	38:28.853								
	16	1	2:11.001	44.018	41.293	45.690		254.1	40:39.854								
	17	1	2:14.014	44.615	43.259	46.140		254.1	42:53.868								
	7	Bentley Speed 8 2003						LMP1B	1	1	2:11.178	47.141	36.759	47.278	245.5	2:11.178	
		2	1	3:17.914	1:11.167	1:09.556			57.191	80.5	5:29.092						
		3	1	1:52.886	39.396	35.064			38.426	270.0	7:21.978						
		4	1	1:50.786	38.156	34.443			38.187	276.2	9:12.764						
5		1	1:50.106	37.640	34.120	38.346	276.9		11:02.870								
6		1	1:51.339	38.161	34.719	38.459	276.9		12:54.209								
7		1	2:19.902	38.651	35.123	1:06.128	274.8		15:14.111								
8		1	6:38.079 B	1:19.385	1:11.917	4:06.777	79.1		21:52.190								
9		2	1:57.441	45.998	33.614	37.829	188.8		23:49.631								
10		2	1:48.130	37.073	33.555	37.502	273.4		25:37.761								
11		2	1:48.540	36.509	33.333	38.698	274.1		27:26.301								
12		2	1:47.357	36.630	33.503	37.224	272.0		29:13.658								
13		2	1:47.387	36.529	33.219	37.639	274.1		31:01.045								
14		2	1:49.355	37.048	33.380	38.927	274.8		32:50.400								
15		2	1:46.866	36.365	32.938	37.563	274.1		34:37.266								
16		2	1:48.312	36.590	34.166	37.556	271.4		36:25.578								
17		2	1:50.837	37.316	35.569	37.952	277.6		38:16.415								
18		2	1:50.210	37.707	34.049	38.454	279.1		40:06.625								
19		2	1:48.950	37.045	33.763	38.142	275.5		41:55.575								
9	Bentley Speed 8 2000						LMP1B	1	1	1:58.986	39.603	31.473	47.910	244.9	1:58.986		
	2	1	3:17.742	1:10.809	1:09.139	57.794		91.8	5:27.093								
	3	1	1:53.013	40.104	34.700	38.209		277.6	7:20.106								
	4	1	1:50.249	37.884	34.405	37.960		280.5	9:10.355								
	5	1	1:48.673	37.564	33.190	37.919		282.7	10:59.028								
	6	1	1:50.694	39.696	33.135	37.863		241.6	12:49.722								
	7	1	2:21.555	37.973	37.950	1:05.632		282.0	15:11.277								
	8	1	6:28.697 B	1:18.259	1:10.250	4:00.188		85.1	21:39.974								
	9	1	2:07.008	53.997	33.814	39.197		121.8	23:46.982								
	10	1	1:47.602	36.741	33.608	37.253		279.1	25:34.584								
	11	1	1:50.710	36.758	33.040	40.912		282.0	27:25.294								
	12	1	1:47.320	37.106	32.943	37.271		279.8	29:12.614								
	13	1	1:47.402	36.696	32.988	37.718		282.0	31:00.016								
	14	1	1:47.675	36.793	32.978	37.904		283.5	32:47.691								
	15	1	1:47.764	36.611	33.213	37.940		282.0	34:35.455								
	16	1	1:48.491	37.330	33.427	37.734		284.2	36:23.946								
	17	1	1:52.253	36.988	37.286	37.979		282.7	38:16.199								
	18	1	1:50.121	37.572	33.458	39.091		283.5	40:06.320								
	19	1	1:47.515	36.646	33.067	37.802		282.0	41:53.835								
12	Porsche 993 GT2 1996						GT2A	1	1	1:39.596	34.610	30.029	34.957	280.5	8:46.970		
	2	1	3:23.179	1:05.909	1:12.271	1:04.999		196.0	5:57.323								
	3	1	1:42.180	36.248	30.776	35.156		270.0	7:07.374								
	4	1	1:39.596	34.610	30.029	34.957		280.5	8:46.970								
	5	1	1:41.297	34.941	30.977	35.379		283.5	10:28.267								
	6	1	1:42.385	35.060	31.577	35.748		282.0	12:10.652								
	7	1	1:44.534	35.097	32.692	36.745		280.5	13:55.186								
	8	1	5:54.733 B	42.930	1:10.636	4:01.167		280.5	19:49.919								
	9	1	1:52.338	44.325	31.778	36.235		198.2	21:42.257								
	10	1	1:44.537	35.844	30.551	38.142		282.0	23:26.794								
	11	1	1:45.162	35.491	33.913	35.758		283.5	25:11.956								
	12	1	1:42.889	35.847	31.455	35.587		280.5	26:54.845								
	13	1	1:45.544	36.387	32.232	36.925		282.0	28:40.389								
	14	1	1:45.088	36.721	31.209	37.158		285.0	30:25.477								
	15	1	1:48.983	36.761	34.195	38.027		283.5	32:14.460								
	16	1	1:46.638	36.655	33.834	36.149		285.0	34:01.098								
	17	1	1:46.801	36.615	33.610	36.576		284.2	35:47.899								



ENDURANCE RACING LEGENDS

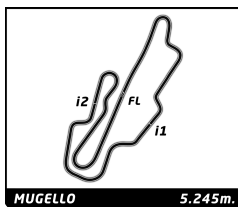
MUGELLO CLASSIC

RACE 2

Sector Analysis

■ Personal Best ■ Session Best B Crossing the finish line in pit lane

Lap	D	Time	Sector 1	Sector 2	Sector 3	T. Spd	Elapsed	Lap	D	Time	Sector 1	Sector 2	Sector 3	T. Spd	Elapsed
18	1	1:44.297	35.804	32.024	36.469	282.7	37:32.196	9	2	1:59.780	47.873	34.017	37.890	184.6	23:13.322
19	1	1:43.156	35.903	31.201	36.052	284.2	39:15.352	10	2	2:15.573	36.817	1:01.024	37.732	275.5	25:28.895
20	1	1:52.682	39.710	32.778	40.194	284.2	41:08.034	11	2	1:50.510	36.882	34.678	38.950	276.9	27:19.405
25 Lola-MG EX257 2001 1.Mike NEWTON LMP2B								12 2 1:45.839 36.167 32.221 37.451 276.2 29:05.244							
1 1 2:18.285 49.228 37.662 51.395 247.1 2:18.285								13 2 1:46.968 36.884 32.250 37.834 277.6 30:52.212							
2 1 3:17.106 1:08.041 1:10.220 58.845 118.3 5:35.391								14 2 1:47.897 36.546 33.236 38.115 276.9 32:40.109							
3 1 1:55.890 40.182 36.049 39.659 276.2 7:31.281								15 2 1:47.933 37.107 32.202 38.624 277.6 34:28.042							
4 1 1:53.453 39.193 35.561 38.699 276.2 9:24.734								36 Porsche 993 GT2 1997 1.Mark SUMPTER GT2A							
5 1 1:53.596 39.169 35.348 39.079 276.9 11:18.330								1 1 2:27.243 55.501 42.410 49.332 229.8 2:27.243							
6 1 1:53.025 38.031 36.417 38.577 277.6 13:11.355								2 1 3:18.426 1:07.257 1:10.264 1:00.905 173.9 5:45.669							
7 1 5:08.938 B 38.997 42.968 3:46.973 278.4 18:20.293								3 1 2:05.364 42.586 39.285 43.493 260.9 7:51.033							
8 1 2:30.971 1:11.632 38.972 40.367 97.3 20:51.264								4 1 2:03.342 41.545 38.640 43.157 264.7 9:54.375							
9 1 1:51.613 38.456 35.026 38.131 276.2 22:42.877								5 1 2:02.328 41.759 38.391 42.178 261.5 11:56.703							
10 1 1:51.548 38.092 35.364 38.092 276.2 24:34.425								6 1 2:01.095 40.837 38.033 42.225 266.7 13:57.798							
11 1 1:50.305 37.819 34.313 38.173 277.6 26:24.730								7 1 5:37.345 B 52.375 1:08.180 3:36.790 266.0 19:35.143							
12 1 1:51.898 38.025 35.280 38.593 278.4 28:16.628								8 1 2:10.206 49.413 38.313 42.480 165.1 21:45.349							
13 1 1:55.993 39.514 37.124 39.355 281.2 30:12.621								9 1 2:01.819 40.781 38.627 42.411 264.7 23:47.168							
14 1 1:53.971 37.803 35.928 40.240 278.4 32:06.592								10 1 2:01.593 41.583 38.031 41.979 264.7 25:48.761							
15 1 1:52.411 38.316 34.906 39.189 278.4 33:59.003								11 1 2:01.030 40.728 37.979 42.323 264.7 27:49.791							
16 1 1:54.849 38.531 37.223 39.095 279.8 35:53.852								12 1 2:01.680 41.714 38.109 41.857 266.7 29:51.471							
17 1 1:50.984 37.552 34.768 38.664 276.9 37:44.836								13 1 2:00.991 40.912 38.391 41.688 265.4 31:52.462							
18 1 1:50.675 37.641 34.755 38.279 278.4 39:35.511								14 1 1:59.904 40.503 37.979 41.422 267.3 33:52.366							
19 1 1:50.847 37.586 34.456 38.805 278.4 41:26.358								15 1 2:01.579 40.821 38.705 42.053 265.4 35:53.945							
29 Porsche 996 GT3-RSR 2006 1.Christian TRABER GT2C 2.Nicolas TRABER								16 1 2:02.487 40.910 38.782 42.795 265.4 37:56.432							
1 2 2:33.081 57.788 43.916 51.377 251.7 2:33.081								17 1 2:03.043 42.192 38.708 42.143 266.0 39:59.475							
2 2 3:23.274 1:06.414 1:12.447 1:04.413 172.0 5:56.355								18 1 2:01.498 40.727 38.651 42.120 266.7 42:00.973							
3 2 2:06.239 43.035 39.958 43.246 241.6 8:02.594								39 Lola B05/40 2005 1.Pierre-Loup BOCH LMP2B							
4 2 2:05.006 42.096 39.724 43.186 259.6 10:07.600								1 1 2:21.395 51.824 39.261 50.310 225.5 2:21.395							
5 2 2:03.762 41.780 38.443 43.539 257.1 12:11.362								2 1 3:17.833 1:08.152 1:09.610 1:00.071 170.3 5:39.228							
6 2 2:04.390 40.814 40.452 43.124 257.1 14:15.752								3 1 2:02.578 42.978 37.637 41.963 250.0 7:41.806							
7 2 5:38.189 B 56.832 1:00.384 3:40.973 206.9 19:53.941								4 1 1:57.288 40.399 36.712 40.177 260.9 9:39.094							
8 1 2:14.773 53.908 38.270 42.595 157.4 22:08.714								5 1 1:55.380 39.626 36.024 39.730 262.1 11:34.474							
9 1 2:00.318 41.310 37.074 41.934 255.9 24:09.032								6 1 1:53.916 39.414 35.120 39.382 263.4 13:28.390							
10 1 2:01.820 40.821 38.127 42.872 258.4 26:10.852								7 1 5:15.743 B 40.034 44.398 3:51.311 267.3 18:44.133							
11 1 2:02.110 40.975 37.901 43.234 257.8 28:12.962								8 1 2:13.196 57.286 36.267 39.643 123.0 20:57.329							
12 1 2:03.718 41.393 39.320 43.005 257.1 30:16.680								9 1 1:54.450 39.931 35.393 39.126 264.7 22:51.779							
13 1 2:03.262 41.088 37.965 44.209 260.2 32:19.942								10 1 1:54.045 38.541 36.464 39.040 263.4 24:45.824							
14 1 2:02.025 41.222 38.134 42.669 258.4 34:21.967								11 1 1:52.892 39.792 34.611 38.489 266.0 26:38.716							
15 1 2:01.208 40.888 38.288 42.032 258.4 36:23.175								12 1 1:53.001 38.225 34.230 40.546 266.7 28:31.717							
16 1 2:04.035 41.297 39.018 43.720 259.6 38:27.210								13 1 1:51.698 37.785 35.045 38.868 265.4 30:23.415							
17 1 1:59.938 40.390 37.084 42.464 259.0 40:27.148								14 1 1:55.090 39.904 36.173 39.013 266.0 32:18.505							
18 1 1:58.868 40.278 37.063 41.527 257.8 42:26.016								15 1 1:52.672 39.039 34.807 38.826 264.7 34:11.177							
34 Courage C60 2005 1.David HART LMP1B 2.Olivier HART								16 1 1:50.383 37.635 34.149 38.599 265.4 36:01.560							
1 1 2:04.382 44.251 35.211 44.920 242.7 2:04.382								17 1 1:53.986 39.279 34.993 39.714 254.7 37:55.546							
2 1 3:21.341 1:12.263 1:08.451 1:00.627 135.8 5:25.723								18 1 1:50.124 37.979 34.217 37.928 264.7 39:45.670							
3 1 1:52.492 39.520 34.426 38.546 265.4 7:18.215								19 1 1:50.709 38.215 34.502 37.992 262.1 41:36.379							
4 1 1:50.348 38.364 33.703 38.281 271.4 9:08.563								43 Lotus Elise GT1 1997 1.Liam HEZEMANS GT1A 2.Mike HEZEMANS							
5 1 1:50.183 37.914 33.408 38.861 272.7 10:58.746								1 2 2:49.068 1:06.327 49.544 53.197 170.9 2:49.068							
6 1 1:50.451 37.611 33.593 39.247 272.0 12:49.197								2 2 3:11.040 56.010 1:12.105 1:02.925 138.1 6:00.108							
7 1 2:05.950 38.006 37.657 50.287 273.4 14:55.147								3 2 1:55.793 40.335 36.839 38.619 239.5 7:55.901							
8 1 6:18.395 B 1:20.862 1:20.480 3:37.053 81.1 21:13.542								4 2 1:55.677 39.759 35.728 40.190 279.1 9:51.578							



ENDURANCE RACING LEGENDS

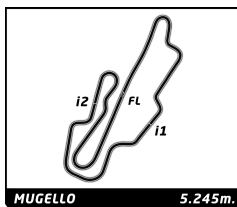
MUGELLO CLASSIC

RACE 2

Sector Analysis

■ Personal Best ■ Session Best B Crossing the finish line in pit lane

Lap	D	Time	Sector 1	Sector 2	Sector 3	T. Spd	Elapsed	Lap	D	Time	Sector 1	Sector 2	Sector 3	T. Spd	Elapsed				
5	2	3:53.614	B	41.198	36.493	2:35.923	230.3	13:45.192	3	1	1:57.251	40.811	36.217	40.223	262.1	7:31.418			
6	2	2:48.104		45.988	41.907	1:20.209	186.5	16:33.296	4	1	1:54.812	39.871	35.635	39.306	269.3	9:26.230			
7	2	3:20.088		1:18.930	1:10.275	50.883	78.0	19:53.384	5	1	1:55.363	39.077	36.717	39.569	272.0	11:21.593			
8	2	4:42.169	B	38.879	34.852	3:28.438	239.5	24:35.553	6	1	1:54.162	38.752	35.519	39.891	271.4	13:15.755			
9	1	2:04.876		51.194	35.541	38.141	180.6	26:40.429	7	1	2:43.732	39.220	40.733	1:23.779	271.4	15:59.487			
10	1	1:51.917		37.070	34.128	40.719	278.4	28:32.346	8	1	3:37.602	1:19.511	1:11.138	1:06.953	77.0	19:37.089			
11	1	1:51.198		37.527	35.101	38.570	281.2	30:23.544	9	1	4:15.858	B	39.200	35.164	3:01.494	265.4	23:52.947		
12	1	1:52.261		38.360	34.328	39.573	279.1	32:15.805	10	2	2:01.203	46.510	35.178	39.515	184.9	25:54.150			
13	1	1:49.067		37.144	33.961	37.962	282.7	34:04.872	11	2	1:52.757	38.463	35.009	39.285	271.4	27:46.907			
14	1	1:49.217		37.033	33.876	38.308	283.5	35:54.089	12	2	1:53.484	38.627	35.322	39.535	272.7	29:40.391			
44 Lucchini SR02 2004 LMP2B 1. Gianluigi CANDIANI 2. Frédéric ROUVIER								47 Maserati MC12 GT1 2005 GT1B 1. Ivan VERCOUTERE 2. Alexander MÜLLER											
1	2	2:14.293		48.395	37.421	48.477	236.8	2:14.293	1	1	2:12.621	47.980	37.398	47.243	243.8	2:12.621			
2	2	3:16.973		1:10.216	1:09.695	57.062	87.4	5:31.266	2	1	3:17.869	1:11.069	1:09.468	57.332	85.8	5:30.490			
3	2	1:56.668		40.072	36.761	39.835	255.3	7:27.934	3	1	1:58.295	40.486	37.338	40.471	270.7	7:28.785			
4	2	1:54.392		39.346	34.975	40.071	252.3	9:22.326	4	1	1:55.978	39.751	36.342	39.885	271.4	9:24.763			
5	2	1:54.280		39.282	34.724	40.274	252.9	11:16.606	5	1	1:58.172	40.134	38.106	39.932	270.7	11:22.935			
6	2	1:55.012		39.192	35.784	40.036	252.3	13:11.618	6	1	1:56.693	39.425	36.133	41.135	272.0	13:19.628			
7	2	5:00.885	B	39.798	42.873	3:38.214	255.3	18:12.503	7	1	2:46.771	39.285	42.581	1:24.905	272.0	16:06.399			
8	2	2:30.946		1:12.839	37.793	40.314	110.7	20:43.449	8	1	6:21.752	B	1:19.665	1:11.666	3:50.421	79.8	22:28.151		
9	2	1:53.958		39.224	34.729	40.005	251.7	22:37.407	9	2	2:02.725	49.250	34.028	39.447	112.4	24:30.876			
10	2	1:53.690		38.947	34.667	40.076	252.9	24:31.097	10	2	1:48.214	36.717	32.811	38.686	272.7	26:19.090			
11	2	1:53.944		39.189	34.961	39.794	254.1	26:25.041	11	2	1:47.879	36.929	33.515	37.435	275.5	28:06.969			
12	2	1:55.751		39.791	34.785	41.175	255.9	28:20.792	12	2	1:47.673	36.858	32.619	38.196	276.2	29:54.642			
13	2	1:55.191		39.567	35.428	40.196	254.1	30:15.983	13	2	1:51.996	38.162	34.657	39.177	276.2	31:46.638			
14	2	1:53.979		38.924	35.091	39.964	254.1	32:09.962	14	2	1:46.521	36.417	32.399	37.705	275.5	33:33.159			
15	2	1:56.381		40.707	35.217	40.457	257.8	34:06.343	15	2	1:46.713	36.353	33.076	37.284	273.4	35:19.872			
16	2	1:54.947		39.810	34.759	40.378	255.9	36:01.290	16	2	1:48.724	36.626	34.409	37.689	276.2	37:08.596			
17	2	1:55.229		39.345	35.167	40.717	257.1	37:56.519	17	2	1:49.674	36.594	34.621	38.459	275.5	38:58.270			
18	2	1:54.876		39.470	35.130	40.276	255.3	39:51.395	18	2	1:50.788	38.276	34.305	38.207	277.6	40:49.058			
19	2	1:55.939		39.424	35.981	40.534	254.1	41:47.334	19	2	1:50.768	36.441	36.619	37.708	275.5	42:39.826			
45 Lola-MG EX257 2002 LMP2B 1. Lionel BOCH								50 Porsche 996 RSR TT 2006 GT1B 1. Michael FÖVÉNY 2. Stefan ROITMAYER											
1	1	2:20.849		50.710	38.705	51.434	228.8	2:20.849	1	2	2:26.652	55.815	41.594	49.243	231.8	2:26.652			
2	1	3:16.724		1:07.866	1:09.685	59.173	166.9	5:37.573	2	2	3:17.704	1:07.261	1:09.737	1:00.706	183.7	5:44.356			
3	1	2:00.965		42.301	37.544	41.120	264.1	7:38.538	3	2	1:58.987	41.012	38.274	39.701	263.4	7:43.343			
4	1	1:57.967		40.609	36.907	40.451	272.0	9:36.505	4	2	1:53.480	39.088	35.446	38.946	273.4	9:36.823			
5	1	1:57.204		40.918	36.887	39.399	274.1	11:33.709	5	2	1:55.016	39.976	35.937	39.103	275.5	11:31.839			
6	1	1:54.076		39.565	35.309	39.202	276.2	13:27.785	6	2	1:53.447	38.901	35.314	39.232	274.8	13:25.286			
7	1	5:10.315	B	39.457	41.192	3:49.666	276.2	18:38.100	7	2	2:41.956	38.783	43.583	1:19.590	274.1	16:07.242			
8	1	2:18.649		1:00.617	37.570	40.462	103.3	20:56.749	8	2	3:36.128	1:19.385	1:11.701	1:05.042	79.8	19:43.370			
9	1	1:54.362		39.960	35.492	38.910	276.9	22:51.111	9	2	4:16.761	B	39.258	35.297	3:02.206	271.4	24:00.131		
10	1	1:54.346		38.572	36.748	39.026	274.1	24:45.457	10	1	2:23.968	55.653	42.476	45.839	137.8	26:24.099			
11	1	1:52.964		39.556	34.904	38.504	274.1	26:38.421	11	1	2:10.671	44.231	41.265	45.175	254.7	28:34.770			
12	1	1:52.166		37.970	34.534	39.662	274.8	28:30.587	12	1	2:08.057	42.731	41.241	44.085	272.0	30:42.827			
13	1	1:52.311		38.287	35.485	38.539	275.5	30:22.898	13	1	2:07.819	43.065	40.829	43.925	268.0	32:50.646			
14	1	1:52.808		38.812	34.192	39.804	275.5	32:15.706	14	1	2:09.210	43.359	41.072	44.779	253.5	34:59.856			
15	1	1:52.432		38.903	35.172	38.357	273.4	34:08.138	15	1	2:09.375	42.995	41.067	45.313	272.0	37:09.231			
16	1	1:53.044		38.605	35.420	39.019	276.2	36:01.182											
17	1	1:51.352		38.245	34.691	38.416	276.9	37:52.534											
46 Maserati MC12 GT1 2005 GT1B 1. Joe MACARI 2. Marco ZANASI																			
1	1	2:16.393		49.541	37.500	49.352	240.5	2:16.393											
2	1	3:17.774		1:08.965	1:10.222	58.587	123.0	5:34.167											



ENDURANCE RACING LEGENDS

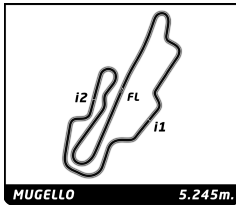
MUGELLO CLASSIC

RACE 2

Sector Analysis

Personal Best Session Best B Crossing the finish line in pit lane

Lap	D	Time	Sector 1	Sector 2	Sector 3	T. Spd	Elapsed	Lap	D	Time	Sector 1	Sector 2	Sector 3	T. Spd	Elapsed
16	1	2:09.608	44.051	41.836	43.721	266.0	39:18.839	4	1	2:04.190	42.209	38.574	43.407	254.7	9:57.610
17	1	2:07.801	43.038	40.341	44.422	264.1	41:26.640	5	1	2:03.714	42.333	38.499	42.882	251.7	12:01.324
53 Aston Martin DBR9 2006 1. Richard MEINS 2. Andrew BENTLEY GT1B								6 1 2:03.642 41.838 38.761 43.043 250.0 14:04.966 7 1 5:39.514 B 51.429 1:09.611 3:38.474 252.3 19:44.480 8 1 2:16.144 53.385 39.197 43.562 151.5 22:00.624 9 1 2:04.650 42.440 38.569 43.641 252.3 24:05.274 10 1 2:05.567 42.222 39.526 43.819 252.9 26:10.841 11 1 2:03.609 42.178 38.588 42.843 251.7 28:14.450 12 1 2:04.783 42.291 38.952 43.540 252.9 30:19.233 13 1 2:05.945 42.508 40.000 43.437 251.7 32:25.178 14 1 2:05.515 42.141 39.701 43.673 252.3 34:30.693 15 1 2:03.996 41.913 39.095 42.988 250.0 36:34.689 16 1 2:02.951 41.860 38.096 42.995 248.3 38:37.640 17 1 2:03.321 41.779 38.324 43.218 247.7 40:40.961 18 1 2:04.381 42.487 38.750 43.144 252.3 42:45.342							
1 1 2:28.031 56.001 42.426 49.604 227.4 2:28.031 2 1 3:17.890 1:07.331 1:10.420 1:00.139 159.3 5:45.921 3 1 2:03.455 42.595 39.286 41.574 257.8 7:49.376 4 1 2:00.433 41.518 37.487 41.428 270.0 9:49.809 5 1 1:56.512 40.550 36.106 39.856 268.7 11:46.321 6 1 1:54.962 39.723 35.557 39.682 266.7 13:41.283 7 1 2:51.395 39.262 51.515 1:20.618 268.7 16:32.678 8 1 5:50.152 B 1:19.049 1:10.324 3:20.779 78.4 22:22.830 9 2 2:03.319 46.218 37.002 40.099 182.4 24:26.149 10 2 1:53.979 38.576 34.968 40.435 268.0 26:20.128 11 2 1:54.073 39.310 35.643 39.120 270.0 28:14.201 12 2 1:53.180 39.027 35.050 39.103 270.0 30:07.381 13 2 1:54.300 38.806 35.018 40.476 272.0 32:01.681 14 2 1:53.175 38.279 35.825 39.071 271.4 33:54.856 15 2 1:53.244 38.825 35.463 38.956 270.7 35:48.100 16 2 1:52.434 38.431 34.956 39.047 270.0 37:40.534 17 2 1:52.894 38.204 35.805 38.885 272.0 39:33.428 18 2 1:51.096 37.951 33.989 39.156 270.0 41:24.524								53 Chevrolet Corvette C6 ZR1 2010 1. John EMBERSON 2. Nigel GREENSALL GT2C							
1 1 2:31.007 57.610 44.003 49.394 237.4 2:31.007 2 1 3:24.058 1:07.781 1:11.661 1:04.616 149.6 5:55.065 3 1 2:06.677 42.991 40.317 43.369 236.8 8:01.742 4 1 2:06.114 42.652 39.722 43.740 248.3 10:07.856								1 1 2:19.867 50.160 37.991 51.716 240.0 2:19.867 2 1 3:16.685 1:07.842 1:09.797 59.046 143.4 5:36.552 3 1 1:59.319 41.237 36.693 41.389 244.9 7:35.871 4 1 1:57.733 40.435 36.162 41.136 247.7 9:33.604 5 1 1:57.330 40.371 35.911 41.048 247.7 11:30.934 6 1 1:56.922 40.225 36.012 40.685 248.3 13:27.856 7 1 5:29.172 B 40.335 44.249 4:04.588 246.0 18:57.028 8 1 2:17.742 54.752 39.064 43.926 142.1 21:14.770 9 1 2:04.647 43.113 38.706 42.828 246.0 23:19.417 10 1 2:03.897 41.763 39.248 42.886 247.7 25:23.314 11 1 2:03.732 41.792 38.090 43.580 249.4 27:27.046 12 1 2:03.068 42.532 37.912 42.624 246.0 29:30.114 13 1 2:02.217 41.277 38.347 42.593 246.6 31:32.331 14 1 2:01.611 41.528 37.731 42.352 242.2 33:33.942 15 1 2:01.347 41.287 37.614 42.446 247.1 35:35.289 16 1 2:02.163 41.832 37.957 42.374 242.7 37:37.452 17 1 2:02.275 41.178 38.301 42.796 247.7 39:39.727 18 1 2:02.374 41.155 38.722 42.497 247.1 41:42.101							
1 1 2:30.365 57.221 43.315 49.829 218.2 2:30.365 2 1 3:21.573 1:07.762 1:11.150 1:02.661 143.6 5:51.938 3 1 2:04.245 42.907 38.861 42.477 264.1 7:56.183 4 1 2:02.949 41.908 38.765 42.276 262.8 9:59.132 5 1 2:02.316 41.518 38.400 42.398 266.0 12:01.448 6 1 2:03.653 42.614 38.608 42.431 235.3 14:05.101 7 1 5:38.291 B 52.130 1:09.504 3:36.657 251.2 19:43.392 8 1 2:13.553 53.366 38.563 41.624 149.4 21:56.945 9 1 2:02.880 42.068 38.652 42.160 255.9 23:59.825 10 1 2:02.910 42.662 38.620 41.628 263.4 26:02.735 11 1 2:01.551 41.027 39.099 41.425 270.0 28:04.286 12 1 2:00.498 41.082 37.942 41.474 267.3 30:04.784 13 1 2:03.659 42.761 38.342 42.556 264.1 32:08.443 14 1 2:04.477 42.163 39.952 42.362 268.7 34:12.920 15 1 2:00.845 40.727 38.058 42.060 273.4 36:13.765 16 1 2:00.422 40.944 37.695 41.783 272.7 38:14.187 17 1 2:02.966 41.828 39.205 41.933 273.4 40:17.153 18 1 1:59.938 40.720 37.953 41.265 272.7 42:17.091								53 Porsche 996 GT3-RS 2001 1. Paul PHILLIPS GT2B							
1 1 2:28.736 55.406 43.645 49.685 214.3 2:28.736 2 1 3:18.069 1:07.415 1:10.334 1:00.320 152.1 5:46.805 3 1 2:06.615 43.628 39.258 43.729 251.7 7:53.420								1 1 2:48.641 1:04.677 50.535 53.429 210.1 2:48.641 2 1 3:12.346 55.739 1:12.224 1:04.383 146.3 6:00.987 3 1 2:23.540 48.494 47.023 48.023 216.9 8:24.527 4 1 2:17.059 46.900 43.093 47.066 234.8 10:41.586 5 1 2:15.793 44.937 41.746 49.110 243.2 12:57.379 6 1 5:10.273 B 44.700 43.864 3:41.709 244.3 18:07.652 7 1 2:52.992 1:16.436 47.972 48.584 79.7 21:00.644 8 1 2:14.516 45.435 42.008 47.073 235.3 23:15.160 9 1 2:16.024 44.748 43.912 47.364 238.9 25:31.184 10 1 2:14.756 45.527 42.246 46.983 244.3 27:45.940 11 1 2:17.729 46.069 43.837 47.823 235.3 30:03.669 12 1 2:18.305 45.154 43.388 49.763 242.7 32:21.974 13 1 2:14.382 44.487 43.183 46.712 233.3 34:36.356 14 1 2:13.382 44.414 42.772 46.196 242.7 36:49.738 15 1 2:11.956 43.791 41.043 47.122 245.5 39:01.694 16 1 2:10.263 44.009 40.743 45.511 242.2 41:11.957							
54 BMW M3 E46 GTR 2001 1. Steven OSBORNE GT2B								59 Porsche 993 GT2 Evo 1999 1. Rémi TERRAIL GT2A							



ENDURANCE RACING LEGENDS

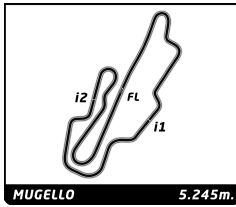
MUGELLO CLASSIC

RACE 2

Sector Analysis

Personal Best Session Best B Crossing the finish line in pit lane

Lap	D	Time	Sector 1	Sector 2	Sector 3	T. Spd	Elapsed	Lap	D	Time	Sector 1	Sector 2	Sector 3	T. Spd	Elapsed
74	Reynard 01Q 2000 1.Josserand DE MURARD LMP1B							6	1	5:06.061 B	43.624	43.866	3:38.571	234.3	17:55.134
1	1	2:25.792	55.183	40.720	49.889	210.9	2:25.792	7	1	2:55.392	1:16.904	52.693	45.795	95.2	20:50.526
2	1	3:18.550	1:07.476	1:09.642	1:01.432	180.9	5:44.342	8	1	2:11.646	44.245	41.804	45.597	231.3	23:02.172
3	1	2:03.880	43.273	38.095	42.512	237.4	7:48.222	9	1	2:09.728	43.745	40.604	45.379	233.3	25:11.900
4	1	2:02.176	42.298	37.188	42.690	252.9	9:50.398	10	1	2:15.103	43.409	42.810	48.884	233.3	27:27.003
5	1	1:59.608	42.143	36.059	41.406	264.1	11:50.006	11	1	2:10.887	44.220	41.628	45.039	225.5	29:37.890
75	Porsche 997 GT3 RSR 2009 1.Lee MAXTED-PAGE GT2C							12	1	2:07.569	42.909	39.695	44.965	235.8	31:45.459
1	1	2:22.546	52.583	40.268	49.695	233.3	2:22.546	13	1	2:06.869	42.580	39.778	44.511	236.8	33:52.328
2	1	3:18.352	1:08.039	1:09.431	1:00.882	179.7	5:40.898	14	1	2:09.018	43.148	40.364	45.506	233.8	36:01.346
3	1	2:06.092	43.167	39.458	43.467	248.3	7:46.990	15	1	2:28.324	43.960	57.817	46.547	227.4	38:29.670
4	1	2:05.685	43.111	39.726	42.848	250.6	9:52.675	16	1	2:10.561	43.496	41.372	45.693	234.3	40:40.231
5	1	2:03.696	42.105	38.786	42.805	251.7	11:56.371	17	1	2:11.200	44.422	41.290	45.488	236.3	42:51.431
6	1	2:03.432	42.167	38.339	42.926	251.2	13:59.803								
7	1	5:36.590 B	51.666	1:07.634	3:37.290	252.3	19:36.393								
8	1	2:11.119	49.728	38.583	42.808	161.0	21:47.512								
9	1	2:02.816	41.423	37.794	43.599	251.2	23:50.328								
10	1	2:02.077	41.119	37.757	43.201	251.2	25:52.405								
11	1	2:01.207	41.432	37.671	42.104	250.6	27:53.612								
12	1	2:01.762	41.345	38.437	41.980	251.2	29:55.374								
13	1	2:02.277	41.814	38.301	42.162	252.9	31:57.651								
14	1	2:00.852	40.767	37.837	42.248	252.3	33:58.503								
15	1	2:02.554	42.095	38.306	42.153	251.7	36:01.057								
16	1	2:03.990	42.061	39.038	42.891	253.5	38:05.047								
17	1	2:03.545	41.351	38.149	44.045	252.3	40:08.592								
18	1	2:01.763	41.350	38.035	42.378	252.3	42:10.355								
76	Porsche 996 GT3-RSR 2005 1.Jean-Lou RIHON 2.Nick PADMORE GT2C														
1	1	2:24.500	54.191	40.543	49.766	229.3	2:24.500								
2	1	3:17.559	1:07.783	1:09.496	1:00.280	191.8	5:42.059								
3	1	2:05.928	43.202	39.804	42.922	252.3	7:47.987								
4	1	2:06.233	43.468	39.405	43.360	257.8	9:54.220								
5	1	2:03.747	42.669	38.620	42.458	257.8	11:57.967								
6	1	2:02.392	41.358	38.699	42.335	258.4	14:00.359								
7	1	3:17.161	51.533	1:07.669	1:17.959	260.9	17:17.520								
8	1	3:04.182	1:16.012	1:03.519	44.651	84.8	20:21.702								
9	1	4:51.132 B	41.939	39.469	3:29.724	254.1	25:12.834								
10	2	2:08.903	47.384	37.913	43.606	175.9	27:21.737								
11	2	1:59.985	40.475	37.950	41.560	257.8	29:21.722								
12	2	1:57.511	39.906	36.592	41.013	257.8	31:19.233								
13	2	1:56.903	39.799	36.343	40.761	257.8	33:16.136								
14	2	1:56.460	39.543	36.207	40.710	260.2	35:12.596								
15	2	1:59.025	40.302	37.732	40.991	259.0	37:11.621								
16	2	1:59.813	40.281	37.577	41.955	259.0	39:11.434								
17	2	1:59.474	40.657	37.077	41.740	259.0	41:10.908								
77	Porsche 996 GT3-R 2000 1.Pascal DUHAMEL GT2B														
1	1	2:54.705	1:11.868	47.686	55.151	225.9	2:54.705								
2	1	3:07.993	54.607	1:13.103	1:00.283	177.3	6:02.698								
3	1	2:20.776	47.812	45.285	47.679	215.1	8:23.474								
4	1	2:16.272	46.518	42.957	46.797	227.8	10:39.746								
5	1	2:09.327	43.431	40.700	45.196	234.8	12:49.073								
78	Porsche 996 GT3-R 2000 1.Pascal DUHAMEL GT2B														
1	1	2:54.705	1:11.868	47.686	55.151	225.9	2:54.705								
2	1	3:07.993	54.607	1:13.103	1:00.283	177.3	6:02.698								
3	1	2:20.776	47.812	45.285	47.679	215.1	8:23.474								
4	1	2:16.272	46.518	42.957	46.797	227.8	10:39.746								
5	1	2:09.327	43.431	40.700	45.196	234.8	12:49.073								
79	Porsche 993 GT2 1995 1.Jean-Louis BONNET GT2A														
1	1	2:42.957	1:03.199	48.141	51.617	223.6	2:42.957								
2	1	3:16.250	59.200	1:12.925	1:04.125	189.5	5:59.207								
3	1	2:24.810	49.723	45.816	49.271	207.3	8:24.017								
4	1	2:22.275	48.041	45.051	49.183	236.3	10:46.292								
5	1	2:22.839	46.822	46.644	49.373	227.4	13:09.131								
6	1	5:20.750 B	49.186	48.923	3:42.641	234.8	18:29.881								
7	1	2:42.114	1:05.478	47.893	48.743	111.8	21:11.995								
8	1	2:20.488	47.642	44.956	47.890	231.3	23:32.483								
9	1	2:23.282	47.763	46.436	49.083	204.5	25:55.765								
10	1	2:18.893	47.126	44.117	47.650	220.4	28:14.658								
11	1	2:21.364	47.656	44.798	48.910	216.0	30:36.022								
12	1	2:19.179	45.710	44.580	48.889	230.3	32:55.201								
13	1	2:18.251	45.343	45.300	47.608	241.6	35:13.452								
14	1	2:15.829	45.852	42.618	47.359	211.4	37:29.281								
15	1	2:17.160	45.381	44.694	47.085	229.8	39:46.441								
16	1	2:16.829	46.311	42.870	47.648	223.1	42:03.270								
80	Porsche 996 GT3-R 2000 1.Pascal DUHAMEL GT2B														
1	1	2:54.705	1:11.868	47.686	55.151	225.9	2:54.705								
2	1	3:07.993	54.607	1:13.103	1:00.283	177.3	6:02.698								
3	1	2:20.776	47.812	45.285	47.679	215.1	8:23.474								
4	1	2:16.272	46.518	42.957	46.797	227.8	10:39.746								
5	1	2:09.327	43.431	40.700	45.196	234.8	12:49.073								
81	Porsche 996 GT3-R 2000 1.Pascal DUHAMEL GT2B														
1	1	2:54.705	1:11.868	47.686	55.151	225.9	2:54.705								
2	1	3:07.993	54.607	1:13.103	1:00.283	177.3	6:02.698								
3	1	2:20.776	47.812	45.285	47.679	215.1	8:23.474								
4	1	2:16.272	46.518	42.957	46.797	227.8	10:39.746								
5	1	2:09.327	43.431	40.700	45.										



ENDURANCE RACING LEGENDS

MUGELLO CLASSIC

RACE 2

Sector Analysis

■ Personal Best ■ Session Best B Crossing the finish line in pit lane

Lap	D	Time	Sector 1	Sector 2	Sector 3	T. Spd	Elapsed	Lap	D	Time	Sector 1	Sector 2	Sector 3	T. Spd	Elapsed
4	1	1:50.103	37.940	33.893	38.270	266.7	9:10.795	1	2	2:29.265	56.753	42.531	49.981	219.5	2:29.265
5	1	1:49.878	38.011	33.801	38.066	268.0	11:00.673	2	2	3:17.712	1:07.471	1:10.598	59.643	154.7	5:46.977
6	1	1:51.374	38.450	33.839	39.085	269.3	12:52.047	3	2	2:06.780	43.844	39.399	43.537	250.0	7:53.757
7	1	2:20.172	38.448	35.280	1:06.444	266.0	15:12.219	4	2	2:03.566	42.797	38.131	42.638	251.7	9:57.323
8	1	6:13.302 B	1:18.038	1:10.297	3:44.967	86.9	21:25.521	5	2	2:01.151	41.688	37.410	42.053	249.4	11:58.474
9	1	1:57.620	45.178	34.037	38.405	185.6	23:23.141	6	2	2:02.213	41.816	38.271	42.126	252.3	14:00.687
10	1	1:51.472	37.984	35.045	38.443	266.7	25:14.613	7	2	3:19.303	51.889	1:07.558	1:19.856	251.7	17:19.990
11	1	1:50.695	38.409	34.191	38.095	266.7	27:05.308	8	2	3:00.211	1:14.201	1:03.011	42.999	93.1	20:20.201
12	1	1:49.064	37.436	33.729	37.899	266.0	28:54.372	9	2	2:00.489	41.525	37.031	41.933	246.6	22:20.690
13	1	1:49.314	37.467	33.726	38.121	266.7	30:43.686	10	2	4:25.151 B	41.290	36.946	3:06.915	247.7	26:45.841
14	1	1:49.675	37.690	33.828	38.157	267.3	32:33.361	11	1	2:14.627	53.591	38.378	42.658	146.7	29:00.468
15	1	1:50.246	37.382	34.243	38.621	266.0	34:23.607	12	1	2:02.338	41.594	37.766	42.978	247.1	31:02.806
16	1	1:49.491	37.894	33.388	38.209	267.3	36:13.098	13	1	2:00.990	41.411	37.447	42.132	248.3	33:03.796
17	1	1:49.597	37.282	34.341	37.974	266.7	38:02.695	14	1	2:02.570	42.215	38.311	42.044	246.6	35:06.366
18	1	1:50.790	37.757	34.737	38.296	266.7	39:53.485	15	1	2:02.643	41.851	37.370	43.422	248.3	37:09.009
19	1	1:49.589	37.589	33.977	38.023	267.3	41:43.074	16	1	2:02.487	41.978	38.265	42.244	247.1	39:11.496
								17	1	2:04.172	43.586	37.788	42.798	249.4	41:15.668

97 Marcos LM500 1994
1. Stephen KEATING GT2A

1	1	2:53.624	1:05.382	51.996	56.246	231.8	2:53.624
2	1	3:08.275	52.908	1:12.563	1:02.804	186.5	6:01.899
3	1	2:21.315	47.995	45.391	47.929	217.7	8:23.214
4	1	2:16.316	46.365	42.932	47.019	231.8	10:39.530
5	1	2:13.147	45.150	42.017	45.980	232.8	12:52.677
6	1	5:11.255 B	45.405	45.496	3:40.354	232.3	18:03.932
7	1	2:50.894	1:12.291	51.563	47.040	98.6	20:54.826
8	1	2:13.148	45.267	42.119	45.762	232.3	23:07.974
9	1	2:13.942	45.252	42.348	46.342	231.8	25:21.916
10	1	2:14.062	45.773	42.345	45.944	232.8	27:35.978
11	1	2:14.666	44.429	42.088	48.149	233.8	29:50.644
12	1	2:15.191	44.849	43.059	47.283	232.8	32:05.835
13	1	2:16.839	46.967	42.953	46.919	217.7	34:22.674
14	1	2:17.938	45.422	44.588	47.928	223.1	36:40.612
15	1	2:14.827	45.019	42.355	47.453	219.1	38:55.439
16	1	2:15.773	46.343	41.948	47.482	219.1	41:11.212

103 Porsche 993 GT2 Evo 1999
1. Olivier PIQUET GT2A

1	1	2:36.246	58.791	44.732	52.723	222.2	2:36.246
2	1	3:21.762	1:05.039	1:12.483	1:04.240	196.7	5:58.008
3	1	2:18.504	46.812	44.095	47.597	218.6	8:16.512
4	1	2:13.225	44.896	41.887	46.442	236.3	10:29.737
5	1	2:09.800	43.551	40.580	45.669	233.3	12:39.537
6	1	2:44.249	43.443	44.541	1:16.265	236.3	15:23.786
7	1	6:14.552 B	1:21.407	1:12.363	3:40.782	82.4	21:38.338
8	1	2:28.009	1:00.291	41.882	45.836	115.1	24:06.347
9	1	2:09.214	43.217	40.823	45.174	238.4	26:15.561
10	1	2:07.113	42.589	39.628	44.896	247.7	28:22.674
11	1	2:06.605	41.953	39.887	44.765	250.0	30:29.279
12	1	2:06.732	42.330	40.233	44.169	231.3	32:36.011
13	1	2:08.297	42.524	40.808	44.965	244.3	34:44.308
14	1	2:07.651	42.680	39.884	45.087	240.5	36:51.959
15	1	2:09.816	42.394	40.494	46.928	244.3	39:01.775
16	1	2:07.670	42.631	39.680	45.359	242.7	41:09.445

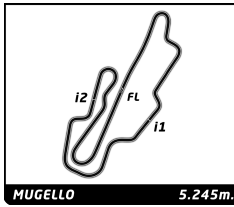
115 Ferrari F430 GTC Evo 2008
1. Marc DEVIS
2. Mathias DEVIS GT2C

130 Ferrari F430 GTC Evo 2010
1. Ronald LENTERS GT2C

1	1	2:24.063	53.220	40.613	50.230	225.0	2:24.063
2	1	3:17.553	1:07.483	1:09.316	1:00.754	190.5	5:41.616
3	1	2:05.510	43.016	39.421	43.073	249.4	7:47.126
4	1	2:02.487	41.951	37.969	42.567	253.5	9:49.613
5	1	2:03.174	42.499	38.561	42.114	250.6	11:52.787
6	1	2:03.189	41.683	39.278	42.228	253.5	13:55.976
7	1	3:20.600	47.091	1:11.191	1:22.318	252.3	17:16.576
8	1	5:23.973 B	1:16.007	1:02.929	3:05.037	84.6	22:40.549
9	1	2:09.325	47.738	39.791	41.796	164.6	24:49.874
10	1	2:01.268	41.394	37.405	42.469	251.2	26:51.142
11	1	2:02.315	42.458	37.849	42.008	251.7	28:53.457
12	1	2:01.098	41.304	37.385	42.409	252.9	30:54.555
13	1	2:01.183	40.880	38.377	41.926	254.7	32:55.738
14	1	2:01.490	40.320	39.157	42.013	257.8	34:57.228
15	1	1:59.275	40.756	37.045	41.474	254.1	36:56.503
16	1	2:00.120	40.860	37.648	41.612	255.9	38:56.623
17	1	2:01.490	42.273	37.538	41.679	255.3	40:58.113
18	1	2:00.238	41.082	37.267	41.889	254.1	42:58.351

169 Aston Martin DBRS9 2010
1. Mr JOHN OF B
2. Soheil AYARI GT2C

1	1	2:29.828	57.016	43.038	49.774	221.8	2:29.828
2	1	3:30.610	1:07.639	1:10.657	1:12.314	152.8	6:00.438
3	1	2:12.456	46.153	41.407	44.896	221.8	8:12.894
4	1	2:06.263	42.999	39.667	43.597	251.7	10:19.157
5	1	2:04.543	42.144	39.294	43.105	254.1	12:23.700
6	1	2:03.960	42.074	38.862	43.024	255.3	14:27.660
7	1	3:03.332	54.182	57.824	1:11.326	163.6	17:30.992
8	1	5:17.074 B	1:08.443	1:02.202	3:06.429	89.2	22:48.066
9	2	2:12.455	50.336	38.404	43.715	166.2	25:00.521
10	2	2:03.933	42.238	38.281	43.414	252.9	27:04.454
11	2	2:02.191	41.425	38.050	42.716	252.3	29:06.645
12	2	2:01.456	40.839	38.534	42.083	256.5	31:08.101
13	2	2:01.511	41.005	38.391	42.115	256.5	33:09.612
14	2	2:01.058	40.762	37.306	42.990	255.3	35:10.670
15	2	2:02.548	41.462	38.961	42.125	255.9	37:13.218
16	2	2:02.563	41.210	38.970	42.383	254.7	39:15.781



ENDURANCE RACING LEGENDS

MUGELLO CLASSIC

RACE 2

Sector Analysis

■ Personal Best ■ Session Best B Crossing the finish line in pit lane

Lap	D	Time	Sector 1	Sector 2	Sector 3	T. Spd	Elapsed	Lap	D	Time	Sector 1	Sector 2	Sector 3	T. Spd	Elapsed
17	2	2:01.571	41.396	38.199	41.976	257.8	41:17.352								

311		Porsche 996 GT3-RSR 2003				GT2B	
		1.Hervé DELAUNAY					
		2.Amélie DELAUNAY					
1	1	2:54.346	1:06.382	52.160	55.804	198.9	2:54.346
2	1	3:08.826	54.130	1:12.860	1:01.836	173.6	6:03.172
3	1	2:29.814	51.056	47.213	51.545	196.0	8:32.986
4	1	2:28.390	48.982	46.525	52.883	211.8	11:01.376
5	1	2:27.724	49.451	45.472	52.801	193.2	13:29.100
6	1	5:22.483 B	48.325	51.316	3:42.842	221.8	18:51.583
7	2	2:39.551	1:01.594	47.100	50.857	131.4	21:31.134
8	2	2:23.989	49.681	44.201	50.107	226.4	23:55.123
9	2	2:22.820	47.435	44.872	50.513	229.8	26:17.943
10	2	2:20.594	47.394	43.869	49.331	228.8	28:38.537
11	2	2:18.689	46.445	43.318	48.926	231.8	30:57.226
12	2	2:19.009	46.987	43.495	48.527	231.8	33:16.235
13	2	2:18.451	46.760	43.347	48.344	232.3	35:34.686
14	2	2:17.311	45.813	43.296	48.202	231.8	37:51.997
15	2	2:19.016	46.737	43.235	49.044	230.3	40:11.013
16	2	2:15.816	45.298	43.076	47.442	232.8	42:26.829

964		Porsche 964 Bi-Turbo 1996				GT1A	
		1.Oren NATAF					
		2.Ekaterina NABOYCHENKO					
1	1	3:11.322	1:13.382	53.935	1:04.005	194.6	3:11.322
2	1	3:07.257	1:06.139	1:02.299	58.819	108.8	6:18.579
3	1	2:19.702	47.597	44.580	47.525	225.5	8:38.281
4	1	2:21.039	47.131	43.888	50.020	232.8	10:59.320
5	1	2:23.092	48.960	44.185	49.947	209.7	13:22.412
6	1	2:55.630	51.110	54.185	1:10.335	226.9	16:18.042
7	1	6:06.978 B	1:09.802	1:11.672	3:45.504	112.6	22:25.020
8	1	2:37.289	59.357	47.211	50.721	102.6	25:02.309
9	1	2:25.241	48.752	46.224	50.265	230.8	27:27.550
10	1	2:23.934	48.528	45.045	50.361	192.9	29:51.484
11	1	2:20.193	48.162	43.966	48.065	214.7	32:11.677
12	1	2:21.145	48.123	44.130	48.892	236.3	34:32.822
13	1	2:19.235	47.351	44.442	47.442	230.8	36:52.057
14	1	2:17.590	46.528	43.598	47.464	232.3	39:09.647
15	1	2:20.260	46.697	43.742	49.821	234.8	41:29.907