

# ENDURANCE RACING LEGENDS

## MUGELLO CLASSIC

### RACE 1

### Sector Analysis

■ Personal Best ■ Session Best B Crossing the finish line in pit lane

| Lap      | D | Time                        | Sector 1      | Sector 2      | Sector 3      | T. Spd | Elapsed   |
|----------|---|-----------------------------|---------------|---------------|---------------|--------|-----------|
| <b>4</b> |   | Riley & Scott MK III C 2002 |               |               |               |        | LMP1B     |
|          |   | 1.Xavier MICHERON           |               |               |               |        |           |
| 1        | 1 | 2:00.796                    | 47.109        | 34.729        | 38.958        |        | 2:00.796  |
| 2        | 1 | 1:51.854                    | 39.147        | 34.593        | 38.114        |        | 3:52.650  |
| 3        | 1 | 1:49.102                    | 37.689        | 33.345        | 38.068        |        | 5:41.752  |
| 4        | 1 | 1:52.631                    | 37.685        | 35.044        | 39.902        |        | 7:34.383  |
| 5        | 1 | 1:52.789                    | 37.833        | 33.822        | 41.134        |        | 9:27.172  |
| 6        | 1 | 1:50.201                    | 37.462        | 34.458        | 38.281        |        | 11:17.373 |
| 7        | 1 | 1:49.473                    | 37.688        | 33.429        | 38.356        |        | 13:06.846 |
| 8        | 1 | 1:51.011                    | 37.706        | 34.714        | 38.591        |        | 14:57.857 |
| 9        | 1 | 1:51.309                    | 38.318        | 34.630        | 38.361        |        | 16:49.166 |
| 10       | 1 | 1:52.341                    | 38.310        | 35.486        | 38.545        |        | 18:41.507 |
| 11       | 1 | 1:50.492                    | 37.343        | 33.798        | 39.351        |        | 20:31.999 |
| 12       | 1 | 4:16.793 B                  | <b>37.144</b> | 35.054        | 3:04.595      |        | 24:48.792 |
| 13       | 1 | 2:05.320                    | 51.635        | 34.722        | 38.963        |        | 26:54.112 |
| 14       | 1 | 1:50.798                    | 38.040        | 34.818        | 37.940        |        | 28:44.910 |
| 15       | 1 | 1:49.776                    | 37.719        | 33.466        | 38.591        |        | 30:34.686 |
| 16       | 1 | 1:50.729                    | 39.300        | 34.078        | <b>37.351</b> |        | 32:25.415 |
| 17       | 1 | 1:52.635                    | 38.696        | 34.712        | 39.227        |        | 34:18.050 |
| 18       | 1 | 1:52.032                    | 37.975        | 35.727        | 38.330        |        | 36:10.082 |
| 19       | 1 | 1:51.341                    | 38.329        | 35.036        | 37.976        |        | 38:01.423 |
| 20       | 1 | <b>1:48.736</b>             | 37.971        | <b>33.146</b> | 37.619        |        | 39:50.159 |
| 21       | 1 | 1:51.749                    | 39.080        | 34.380        | 38.289        |        | 41:41.908 |

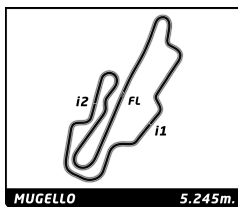
| Lap      | D | Time                 | Sector 1      | Sector 2      | Sector 3      | T. Spd | Elapsed   |
|----------|---|----------------------|---------------|---------------|---------------|--------|-----------|
| <b>7</b> |   | Bentley Speed 8 2003 |               |               |               |        | LMP1B     |
|          |   | 1.Shaun LYNN         |               |               |               |        |           |
| 1        | 1 | 2:52.359             | 1:32.117      | 39.430        | 40.812        |        | 2:52.359  |
| 2        | 1 | 1:55.177             | 41.587        | 34.654        | 38.936        |        | 4:47.536  |
| 3        | 1 | 1:54.016             | 39.474        | 36.148        | 38.394        |        | 6:41.552  |
| 4        | 1 | 1:50.422             | <b>37.083</b> | 35.530        | 37.809        |        | 8:31.974  |
| 5        | 1 | 1:58.032             | 38.181        | 39.220        | 40.631        |        | 10:30.006 |
| 6        | 1 | 1:55.289             | 37.770        | 36.792        | 40.727        |        | 12:25.295 |
| 7        | 1 | 1:51.156             | 37.609        | 35.270        | 38.277        |        | 14:16.451 |
| 8        | 1 | 1:53.199             | 37.458        | 37.620        | 38.121        |        | 16:09.650 |
| 9        | 1 | 1:49.292             | 37.492        | 33.661        | 38.139        |        | 17:58.942 |
| 10       | 1 | 4:25.355 B           | 39.170        | 35.258        | 3:10.927      |        | 22:24.297 |
| 11       | 1 | 1:56.487             | 44.325        | 33.796        | 38.366        |        | 24:20.784 |
| 12       | 1 | 1:51.664             | 37.851        | 35.715        | 38.098        |        | 26:12.448 |
| 13       | 1 | 1:55.969             | 37.594        | 36.053        | 42.322        |        | 28:08.417 |
| 14       | 1 | 1:52.195             | 37.963        | 33.952        | 40.280        |        | 30:00.612 |
| 15       | 1 | 1:52.164             | 37.781        | 36.186        | 38.197        |        | 31:52.776 |
| 16       | 1 | <b>1:48.215</b>      | 37.379        | <b>33.319</b> | <b>37.517</b> |        | 33:40.991 |
| 17       | 1 | 1:53.396             | 38.541        | 34.946        | 39.909        |        | 35:34.387 |
| 18       | 1 | 1:50.052             | 37.265        | 34.201        | 38.586        |        | 37:24.439 |
| 19       | 1 | 1:53.569             | 38.240        | 36.157        | 39.172        |        | 39:18.008 |
| 20       | 1 | 1:53.179             | 39.759        | 34.961        | 38.459        |        | 41:11.187 |
| 21       | 1 | 1:52.041             | 37.656        | 34.855        | 39.530        |        | 43:03.228 |

| Lap      | D | Time                 | Sector 1      | Sector 2 | Sector 3      | T. Spd | Elapsed   |
|----------|---|----------------------|---------------|----------|---------------|--------|-----------|
| <b>9</b> |   | Bentley Speed 8 2000 |               |          |               |        | LMP1B     |
|          |   | 1.Maxwell LYNN       |               |          |               |        |           |
| 1        | 1 | 1:58.150             | 46.066        | 34.248   | 37.836        |        | 1:58.150  |
| 2        | 1 | 1:48.900             | 37.575        | 33.502   | 37.823        |        | 3:47.050  |
| 3        | 1 | <b>1:48.130</b>      | 36.936        | 33.535   | 37.659        |        | 5:35.180  |
| 4        | 1 | 1:48.369             | 36.886        | 34.124   | <b>37.359</b> |        | 7:23.549  |
| 5        | 1 | 1:48.537             | <b>36.466</b> | 34.693   | 37.378        |        | 9:12.086  |
| 6        | 1 | 1:48.978             | 37.410        | 34.144   | 37.424        |        | 11:01.064 |

| Lap | D | Time       | Sector 1 | Sector 2      | Sector 3 | T. Spd | Elapsed   |
|-----|---|------------|----------|---------------|----------|--------|-----------|
| 7   | 1 | 1:48.387   | 36.698   | <b>32.964</b> | 38.725   |        | 12:49.451 |
| 8   | 1 | 1:51.265   | 37.702   | 33.793        | 39.770   |        | 14:40.716 |
| 9   | 1 | 4:32.469 B | 39.104   | 35.093        | 3:18.272 |        | 19:13.185 |
| 10  | 1 | 2:01.891   | 45.312   | 36.889        | 39.690   |        | 21:15.076 |
| 11  | 1 | 1:50.412   | 38.066   | 34.203        | 38.143   |        | 23:05.488 |
| 12  | 1 | 1:52.066   | 38.218   | 34.357        | 39.491   |        | 24:57.554 |
| 13  | 1 | 1:51.364   | 37.962   | 35.035        | 38.367   |        | 26:48.918 |
| 14  | 1 | 1:52.691   | 39.356   | 33.516        | 39.819   |        | 28:41.609 |
| 15  | 1 | 1:50.453   | 38.240   | 33.900        | 38.313   |        | 30:32.062 |
| 16  | 1 | 1:50.178   | 38.515   | 33.559        | 38.104   |        | 32:22.240 |
| 17  | 1 | 1:53.594   | 38.761   | 34.656        | 40.177   |        | 34:15.834 |
| 18  | 1 | 1:55.326   | 38.394   | 37.051        | 39.881   |        | 36:11.160 |
| 19  | 1 | 1:51.328   | 37.902   | 34.574        | 38.852   |        | 38:02.488 |
| 20  | 1 | 1:49.135   | 37.454   | 33.603        | 38.078   |        | 39:51.623 |
| 21  | 1 | 1:52.336   | 38.880   | 34.388        | 39.068   |        | 41:43.959 |

| Lap       | D | Time                 | Sector 1      | Sector 2      | Sector 3      | T. Spd | Elapsed   |
|-----------|---|----------------------|---------------|---------------|---------------|--------|-----------|
| <b>12</b> |   | Porsche 993 GT2 1996 |               |               |               |        | GT2A      |
|           |   | 1.Henrique GEMPERLE  |               |               |               |        |           |
|           |   | 2.Marc de SIEBENTHAL |               |               |               |        |           |
| 1         | 1 | 2:28.616             | 59.879        | 42.291        | 46.446        |        | 2:28.616  |
| 2         | 1 | 2:13.094             | 44.868        | 42.281        | 45.945        |        | 4:41.710  |
| 3         | 1 | 2:12.323             | 44.488        | 42.034        | 45.801        |        | 6:54.033  |
| 4         | 1 | 2:13.622             | 44.859        | 42.416        | 46.347        |        | 9:07.655  |
| 5         | 1 | 2:11.534             | 44.394        | 41.332        | 45.808        |        | 11:19.189 |
| 6         | 1 | 2:10.958             | <b>43.689</b> | 41.583        | 45.686        |        | 13:30.147 |
| 7         | 1 | 2:11.570             | 44.517        | 41.252        | 45.801        |        | 15:41.717 |
| 8         | 1 | 2:12.662             | 43.838        | 42.007        | 46.817        |        | 17:54.379 |
| 9         | 1 | 4:34.602 B           | 44.729        | 41.841        | 3:08.032      |        | 22:28.981 |
| 10        | 1 | 2:20.353             | 51.027        | 43.195        | 46.131        |        | 24:49.334 |
| 11        | 1 | 2:13.430             | 44.135        | 43.313        | 45.982        |        | 27:02.764 |
| 12        | 1 | 2:13.083             | 44.204        | 42.698        | 46.181        |        | 29:15.847 |
| 13        | 1 | 2:13.612             | 44.329        | 42.077        | 47.206        |        | 31:29.459 |
| 14        | 1 | 2:12.479             | 44.332        | 42.297        | 45.850        |        | 33:41.938 |
| 15        | 1 | <b>2:10.928</b>      | 43.981        | 41.396        | <b>45.551</b> |        | 35:52.866 |
| 16        | 1 | 2:11.378             | 44.034        | 41.660        | 45.684        |        | 38:04.244 |
| 17        | 1 | 2:15.661             | 44.280        | <b>41.050</b> | 50.331        |        | 40:19.905 |
| 18        | 1 | 2:12.553             | 44.146        | 42.011        | 46.396        |        | 42:32.458 |

| Lap       | D | Time                   | Sector 1      | Sector 2      | Sector 3      | T. Spd | Elapsed   |
|-----------|---|------------------------|---------------|---------------|---------------|--------|-----------|
| <b>14</b> |   | Maserati MC12 GT1 2005 |               |               |               |        | GT1B      |
|           |   | 1.Evgeny KIREEV        |               |               |               |        |           |
|           |   | 2.Ramzan ORUSBAEV      |               |               |               |        |           |
| 1         | 2 | 1:57.055               | 44.391        | 34.249        | 38.415        |        | 1:57.055  |
| 2         | 2 | 1:49.240               | 37.884        | 33.522        | 37.834        |        | 3:46.295  |
| 3         | 2 | 1:48.410               | 36.976        | 33.689        | 37.745        |        | 5:34.705  |
| 4         | 2 | 1:48.582               | 36.954        | 33.948        | 37.680        |        | 7:23.287  |
| 5         | 2 | 1:49.980               | 37.469        | 34.933        | <b>37.578</b> |        | 9:13.267  |
| 6         | 2 | 1:49.477               | 36.944        | 34.455        | 38.078        |        | 11:02.744 |
| 7         | 2 | <b>1:48.211</b>        | <b>36.746</b> | <b>33.353</b> | 38.112        |        | 12:50.955 |
| 8         | 2 | 1:50.473               | 38.231        | 33.732        | 38.510        |        | 14:41.428 |
| 9         | 2 | 4:47.029 B             | 38.724        | 35.223        | 3:33.082      |        | 19:28.457 |
| 10        | 1 | 2:01.545               | 46.210        | 35.893        | 39.442        |        | 21:30.002 |
| 11        | 1 | 1:53.572               | 38.826        | 35.577        | 39.169        |        | 23:23.574 |
| 12        | 1 | 1:54.172               | 38.513        | 36.391        | 39.268        |        | 25:17.746 |
| 13        | 1 | 1:55.175               | 39.056        | 36.804        | 39.315        |        | 27:12.921 |
| 14        | 1 | 1:54.049               | 38.702        | 36.263        | 39.084        |        | 29:06.970 |
| 15        | 1 | 1:55.963               | 38.950        | 36.799        | 40.214        |        | 31:02.933 |
| 16        | 1 | 1:54.304               | 38.373        | 37.159        | 38.772        |        | 32:57.237 |
| 17        | 1 | 1:53.273               | 37.952        | 36.981        | 38.340        |        | 34:50.510 |
| 18        | 1 | 1:52.149               | 38.028        | 35.495        | 38.626        |        | 36:42.659 |



# ENDURANCE RACING LEGENDS

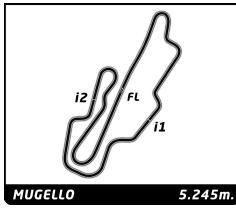
## MUGELLO CLASSIC

### RACE 1

#### Sector Analysis

Personal Best Session Best B Crossing the finish line in pit lane

| Lap   | D | Time       | Sector 1 | Sector 2 | Sector 3 | T. Spd | Elapsed   | Lap  | D | Time       | Sector 1 | Sector 2 | Sector 3 | T. Spd | Elapsed   |   |          |        |        |        |           |
|---|---|------------|----------|----------|----------|--------|-----------|--|---|------------|----------|----------|----------|--------|-----------|---|----------|--------|--------|--------|-----------|
| 19  | 1 | 1:55.166   | 38.823   | 37.090   | 39.253   |        | 38:37.825 | 3  | 2 | 2:01.388   | 41.224   | 38.273   | 41.891   |        | 6:26.229  |   |          |        |        |        |           |
| 20  | 1 | 1:57.714   | 38.541   | 36.849   | 42.324   |        | 40:35.539 | 4  | 2 | 2:01.793   | 40.874   | 38.156   | 42.763   |        | 8:28.022  |   |          |        |        |        |           |
| 21  | 1 | 1:54.888   | 39.101   | 35.687   | 40.100   |        | 42:30.427 | 5  | 2 | 2:02.561   | 41.152   | 38.910   | 42.499   |        | 10:30.583 |   |          |        |        |        |           |
| <b>23</b> Pescaraolo C60 2005<br>1. Emmanuel COLLARD LMP1B                          |   |            |          |          |          |        |           | 6  |   |            |          |          |          |        |           | 2 | 2:02.302 | 41.249 | 38.068 | 42.985 | 12:32.885 |
| 1   | 1 | 1:47.417   | 41.200   | 30.970   | 35.247   |        | 1:47.417  | 7  | 2 | 2:02.683   | 42.152   | 38.417   | 42.114   |        | 14:35.568 |   |          |        |        |        |           |
| 2   | 1 | 1:40.380   | 34.806   | 30.253   | 35.321   |        | 3:27.797  | 8  | 2 | 2:02.794   | 41.111   | 39.673   | 42.010   |        | 16:38.362 |   |          |        |        |        |           |
| 3   | 1 | 1:40.661   | 34.666   | 30.087   | 35.908   |        | 5:08.458  | 9  | 2 | 4:22.290 B | 42.036   | 39.041   | 3:01.213 |        | 21:00.652 |   |          |        |        |        |           |
| 4   | 1 | 1:44.835   | 34.912   | 33.630   | 36.293   |        | 6:53.293  | 10   | 1 | 2:12.439   | 52.150   | 38.316   | 41.973   |        | 23:13.091 |   |          |        |        |        |           |
| 5   | 1 | 1:43.912   | 35.055   | 30.903   | 37.954   |        | 8:37.205  | 11   | 1 | 2:01.949   | 42.065   | 38.114   | 41.770   |        | 25:15.040 |   |          |        |        |        |           |
| 6   | 1 | 1:49.798   | 35.598   | 35.913   | 38.287   |        | 10:27.003 | 12   | 1 | 2:00.957   | 40.300   | 39.115   | 41.542   |        | 27:15.997 |   |          |        |        |        |           |
| 7   | 1 | 1:46.894   | 37.148   | 33.762   | 35.984   |        | 12:13.897 | 13   | 1 | 1:59.543   | 40.380   | 37.078   | 42.085   |        | 29:15.540 |   |          |        |        |        |           |
| 8   | 1 | 1:43.201   | 35.527   | 31.060   | 36.614   |        | 13:57.098 | 14   | 1 | 2:01.932   | 41.204   | 38.684   | 42.044   |        | 31:17.472 |   |          |        |        |        |           |
| 9   | 1 | 1:43.773   | 36.220   | 31.396   | 36.157   |        | 15:40.871 | 15   | 1 | 2:06.346   | 41.620   | 41.383   | 43.343   |        | 33:23.818 |   |          |        |        |        |           |
| 10  | 1 | 1:48.363   | 38.083   | 32.457   | 37.823   |        | 17:29.234 | 16   | 1 | 2:01.108   | 41.283   | 37.595   | 42.230   |        | 35:24.926 |   |          |        |        |        |           |
| 11  | 1 | 4:31.365 B | 36.159   | 31.727   | 3:23.479 |        | 22:00.599 | 17   | 1 | 2:03.171   | 42.237   | 38.385   | 42.549   |        | 37:28.097 |   |          |        |        |        |           |
| 12  | 1 | 1:53.080   | 42.573   | 33.012   | 37.495   |        | 23:53.679 | 18   | 1 | 2:01.829   | 41.773   | 38.346   | 41.710   |        | 39:29.926 |   |          |        |        |        |           |
| 13  | 1 | 1:47.088   | 36.417   | 33.923   | 36.748   |        | 25:40.767 | 19   | 1 | 2:00.668   | 40.742   | 38.197   | 41.729   |        | 41:30.594 |   |          |        |        |        |           |
| 14  | 1 | 1:44.831   | 36.100   | 31.413   | 37.318   |        | 27:25.598 | 20   | 1 | 2:00.608   | 41.369   | 37.223   | 42.016   |        | 43:31.202 |   |          |        |        |        |           |
| 15  | 1 | 1:47.267   | 36.746   | 32.397   | 38.124   |        | 29:12.865 | <b>34</b> Courage C60 2005<br>1. David HART LMP1B<br>2. Olivier HART |   |            |          |          |          |        |           |   |          |        |        |        |           |
| 16  | 1 | 1:47.984   | 37.305   | 33.358   | 37.321   |        | 31:00.849 | 1  | 1 | 1:56.541   | 43.519   | 34.589   | 38.433   |        | 1:56.541  |   |          |        |        |        |           |
| 17  | 1 | 1:44.630   | 36.130   | 32.093   | 36.407   |        | 32:45.479 | 2  | 1 | 1:48.799   | 37.937   | 33.165   | 37.697   |        | 3:45.340  |   |          |        |        |        |           |
| 18  | 1 | 1:44.335   | 36.238   | 31.733   | 36.364   |        | 34:29.814 | 3  | 1 | 1:47.645   | 37.144   | 33.064   | 37.437   |        | 5:32.985  |   |          |        |        |        |           |
| 19  | 1 | 1:46.160   | 37.186   | 32.319   | 36.655   |        | 36:15.974 | 4  | 1 | 1:48.494   | 37.143   | 34.108   | 37.243   |        | 7:21.479  |   |          |        |        |        |           |
| 20  | 1 | 1:49.057   | 36.669   | 34.156   | 38.232   |        | 38:05.031 | 5  | 1 | 1:48.758   | 36.789   | 34.237   | 37.732   |        | 9:10.237  |   |          |        |        |        |           |
| 21  | 1 | 1:46.619   | 36.455   | 32.474   | 37.690   |        | 39:51.650 | 6  | 1 | 1:48.821   | 37.891   | 33.347   | 37.583   |        | 10:59.058 |   |          |        |        |        |           |
| 22  | 1 | 1:49.310   | 37.835   | 34.195   | 37.280   |        | 41:40.960 | 7  | 1 | 1:49.543   | 36.941   | 33.417   | 39.185   |        | 12:48.601 |   |          |        |        |        |           |
| <b>25</b> Lola-MG EX257 2001<br>1. Mike NEWTON LMP2B                                |   |            |          |          |          |        |           | 8  | 1 | 1:51.682   | 37.652   | 33.992   | 40.038   |        | 14:40.283 |   |          |        |        |        |           |
| 1   | 1 | 2:01.021   | 47.503   | 35.372   | 38.146   |        | 2:01.021  | 9  | 1 | 4:11.263 B | 37.675   | 33.903   | 2:59.685 |        | 18:51.546 |   |          |        |        |        |           |
| 2   | 1 | 1:50.778   | 38.395   | 34.523   | 37.860   |        | 3:51.799  | 10   | 2 | 1:56.793   | 46.124   | 32.692   | 37.977   |        | 20:48.339 |   |          |        |        |        |           |
| 3   | 1 | 1:49.306   | 37.456   | 33.862   | 37.988   |        | 5:41.105  | 11   | 2 | 1:45.824   | 36.720   | 32.043   | 37.061   |        | 22:34.163 |   |          |        |        |        |           |
| 4   | 1 | 1:52.664   | 37.771   | 34.722   | 40.171   |        | 7:33.769  | 12   | 2 | 1:46.367   | 36.463   | 32.336   | 37.568   |        | 24:20.530 |   |          |        |        |        |           |
| 5   | 1 | 1:52.764   | 37.649   | 34.299   | 40.816   |        | 9:26.533  | 13   | 2 | 1:46.669   | 36.409   | 32.583   | 37.677   |        | 26:07.199 |   |          |        |        |        |           |
| 6   | 1 | 1:49.848   | 37.122   | 34.168   | 38.558   |        | 11:16.381 | 14   | 2 | 1:48.646   | 37.085   | 34.659   | 36.902   |        | 27:55.845 |   |          |        |        |        |           |
| 7   | 1 | 1:49.270   | 36.960   | 34.423   | 37.887   |        | 13:05.651 | 15   | 2 | 1:46.141   | 36.557   | 32.425   | 37.159   |        | 29:41.986 |   |          |        |        |        |           |
| 8   | 1 | 1:51.854   | 37.529   | 35.320   | 39.005   |        | 14:57.505 | 16   | 2 | 1:46.337   | 36.811   | 32.622   | 36.904   |        | 31:28.323 |   |          |        |        |        |           |
| 9   | 1 | 1:51.126   | 37.733   | 35.120   | 38.273   |        | 16:48.631 | 17   | 2 | 1:47.460   | 36.634   | 33.564   | 37.262   |        | 33:15.783 |   |          |        |        |        |           |
| 10  | 1 | 1:52.515   | 38.588   | 35.459   | 38.468   |        | 18:41.146 | 18   | 2 | 1:48.133   | 37.160   | 33.481   | 37.492   |        | 35:03.916 |   |          |        |        |        |           |
| 11  | 1 | 1:52.251   | 36.961   | 34.021   | 41.269   |        | 20:33.397 | 19   | 2 | 1:48.033   | 37.658   | 32.942   | 37.433   |        | 36:51.949 |   |          |        |        |        |           |
| 12  | 1 | 4:15.839 B | 38.287   | 34.811   | 3:02.741 |        | 24:49.236 | 20   | 2 | 1:48.872   | 36.906   | 32.689   | 39.277   |        | 38:40.821 |   |          |        |        |        |           |
| 13  | 1 | 2:04.693   | 50.611   | 34.875   | 39.207   |        | 26:53.929 | 21   | 2 | 1:47.768   | 37.167   | 33.327   | 37.274   |        | 40:28.589 |   |          |        |        |        |           |
| 14  | 1 | 1:52.496   | 38.687   | 35.204   | 38.605   |        | 28:46.425 | 22   | 2 | 1:48.123   | 37.674   | 33.003   | 37.446   |        | 42:16.712 |   |          |        |        |        |           |
| 15  | 1 | 1:51.696   | 37.378   | 33.956   | 40.362   |        | 30:38.121 | <b>36</b> Porsche 993 GT2 1997<br>1. Mark SUMPTER GT2A               |   |            |          |          |          |        |           |   |          |        |        |        |           |
| 16  | 1 | 1:54.776   | 38.212   | 36.868   | 39.696   |        | 32:32.897 | 1  | 1 | 2:15.068   | 53.480   | 39.014   | 42.574   |        | 2:15.068  |   |          |        |        |        |           |
| 17  | 1 | 1:50.753   | 37.717   | 34.573   | 38.463   |        | 34:23.650 | 2  | 1 | 2:03.587   | 41.454   | 39.284   | 42.849   |        | 4:18.655  |   |          |        |        |        |           |
| 18  | 1 | 1:49.760   | 37.088   | 33.876   | 38.796   |        | 36:13.410 | 3  | 1 | 2:02.462   | 41.625   | 38.709   | 42.128   |        | 6:21.117  |   |          |        |        |        |           |
| 19  | 1 | 1:51.460   | 37.383   | 35.686   | 38.391   |        | 38:04.870 | 4  | 1 | 2:02.075   | 41.206   | 38.471   | 42.398   |        | 8:23.192  |   |          |        |        |        |           |
| 20  | 1 | 1:50.232   | 37.857   | 34.363   | 38.012   |        | 39:55.102 | 5  | 1 | 2:00.535   | 40.475   | 38.039   | 42.021   |        | 10:23.727 |   |          |        |        |        |           |
| 21  | 1 | 1:50.841   | 38.134   | 34.616   | 38.091   |        | 41:45.943 | 6  | 1 | 2:01.787   | 41.215   | 38.285   | 42.287   |        | 12:25.514 |   |          |        |        |        |           |
| <b>29</b> Porsche 996 GT3-RSR 2006<br>1. Christian TRABER GT2C<br>2. Nicolas TRABER |   |            |          |          |          |        |           | 7  | 1 | 2:00.640   | 40.533   | 38.314   | 41.793   |        | 14:26.154 |   |          |        |        |        |           |
| 1   | 2 | 2:21.943   | 57.302   | 41.063   | 43.578   |        | 2:21.943  | 8  | 1 | 2:00.683   | 40.856   | 37.783   | 42.044   |        | 16:26.837 |   |          |        |        |        |           |
| 2   | 2 | 2:02.898   | 42.007   | 38.576   | 42.315   |        | 4:24.841  | 9  | 1 | 2:02.952   | 42.461   | 38.272   | 42.219   |        | 18:29.789 |   |          |        |        |        |           |
|   |   |            |          |          |          |        |           | 10   | 1 | 2:01.378   | 40.810   | 38.306   | 42.262   |        | 20:31.167 |   |          |        |        |        |           |
|   |   |            |          |          |          |        |           | 11   | 1 | 4:24.861 B | 41.372   | 38.197   | 3:05.292 |        | 24:56.028 |   |          |        |        |        |           |



# ENDURANCE RACING LEGENDS

## MUGELLO CLASSIC

### RACE 1

#### Sector Analysis

■ Personal Best   ■ Session Best   B Crossing the finish line in pit lane

| Lap | D | Time     | Sector 1 | Sector 2 | Sector 3 | T. Spd | Elapsed   | Lap | D | Time | Sector 1 | Sector 2 | Sector 3 | T. Spd | Elapsed |
|-----|---|----------|----------|----------|----------|--------|-----------|-----|---|------|----------|----------|----------|--------|---------|
| 12  | 1 | 2:10.454 | 50.390   | 38.104   | 41.960   |        | 27:06.482 |     |   |      |          |          |          |        |         |
| 13  | 1 | 2:00.765 | 40.865   | 38.035   | 41.865   |        | 29:07.247 |     |   |      |          |          |          |        |         |
| 14  | 1 | 2:00.580 | 40.792   | 37.946   | 41.842   |        | 31:07.827 |     |   |      |          |          |          |        |         |
| 15  | 1 | 2:02.458 | 41.800   | 38.030   | 42.628   |        | 33:10.285 |     |   |      |          |          |          |        |         |
| 16  | 1 | 2:01.329 | 40.795   | 38.127   | 42.407   |        | 35:11.614 |     |   |      |          |          |          |        |         |
| 17  | 1 | 2:01.513 | 41.046   | 38.413   | 42.054   |        | 37:13.127 |     |   |      |          |          |          |        |         |
| 18  | 1 | 2:02.717 | 41.086   | 38.347   | 43.284   |        | 39:15.844 |     |   |      |          |          |          |        |         |
| 19  | 1 | 2:03.926 | 41.735   | 39.069   | 43.122   |        | 41:19.770 |     |   |      |          |          |          |        |         |
| 20  | 1 | 2:01.996 | 40.882   | 38.880   | 42.234   |        | 43:21.766 |     |   |      |          |          |          |        |         |

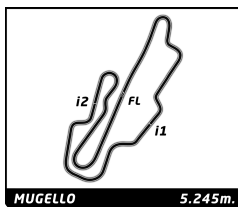
| 39 Lola B05/40 2005<br>1. Pierre-Loup BOCH LMP2B |   |            |        |        |          |  |           |
|--|---|------------|--------|--------|----------|--|-----------|
| 1  | 1 | 2:06.450   | 49.561 | 36.733 | 40.156   |  | 2:06.450  |
| 2  | 1 | 1:55.519   | 40.051 | 35.484 | 39.984   |  | 4:01.969  |
| 3  | 1 | 1:56.112   | 39.434 | 36.339 | 40.339   |  | 5:58.081  |
| 4  | 1 | 1:54.430   | 39.802 | 35.789 | 38.839   |  | 7:52.511  |
| 5  | 1 | 1:52.759   | 38.722 | 35.008 | 39.029   |  | 9:45.270  |
| 6  | 1 | 1:53.993   | 38.123 | 36.195 | 39.675   |  | 11:39.263 |
| 7  | 1 | 1:51.863   | 38.489 | 34.537 | 38.837   |  | 13:31.126 |
| 8  | 1 | 1:55.755   | 39.197 | 37.389 | 39.169   |  | 15:26.881 |
| 9  | 1 | 1:53.959   | 39.154 | 35.875 | 38.930   |  | 17:20.840 |
| 10   | 1 | 4:20.895 B | 38.815 | 34.789 | 3:07.291 |  | 21:41.735 |
| 11   | 1 | 2:07.147   | 51.612 | 36.700 | 38.835   |  | 23:48.882 |
| 12   | 1 | 1:55.517   | 39.205 | 37.501 | 38.811   |  | 25:44.399 |
| 13   | 1 | 1:53.598   | 39.844 | 34.931 | 38.823   |  | 27:37.997 |
| 14   | 1 | 1:51.285   | 38.302 | 34.322 | 38.661   |  | 29:29.282 |
| 15   | 1 | 1:51.915   | 37.773 | 35.329 | 38.813   |  | 31:21.197 |
| 16   | 1 | 1:56.673   | 38.282 | 37.931 | 40.460   |  | 33:17.870 |
| 17   | 1 | 1:53.702   | 39.653 | 34.847 | 39.202   |  | 35:11.572 |
| 18   | 1 | 1:51.681   | 38.075 | 35.311 | 38.295   |  | 37:03.253 |
| 19   | 1 | 1:51.944   | 38.653 | 34.142 | 39.149   |  | 38:55.197 |
| 20   | 1 | 1:54.505   | 38.959 | 35.123 | 40.423   |  | 40:49.702 |
| 21   | 1 | 1:55.243   | 40.223 | 35.652 | 39.368   |  | 42:44.945 |

| 43 Lotus Elise GT1 1997<br>1. Liam HEZEMANS GT1A<br>2. Mike HEZEMANS |   |            |        |        |          |  |           |
|--|---|------------|--------|--------|----------|--|-----------|
| 1  | 2 | 2:03.320   | 48.708 | 35.768 | 38.844   |  | 2:03.320  |
| 2  | 2 | 1:49.820   | 37.673 | 33.633 | 38.514   |  | 3:53.140  |
| 3  | 2 | 1:49.703   | 37.798 | 33.891 | 38.014   |  | 5:42.843  |
| 4  | 2 | 1:52.391   | 37.825 | 34.659 | 39.907   |  | 7:35.234  |
| 5  | 2 | 1:52.021   | 38.052 | 34.029 | 39.940   |  | 9:27.255  |
| 6  | 2 | 1:51.722   | 39.064 | 34.297 | 38.361   |  | 11:18.977 |
| 7  | 2 | 1:51.519   | 38.656 | 34.227 | 38.636   |  | 13:10.496 |
| 8  | 2 | 1:53.956   | 38.018 | 36.213 | 39.725   |  | 15:04.452 |
| 9  | 2 | 4:55.134 B | 38.019 | 36.117 | 3:40.998 |  | 19:59.586 |
| 10   | 1 | 2:04.204   | 49.325 | 35.498 | 39.381   |  | 22:03.790 |
| 11   | 1 | 1:52.585   | 38.230 | 35.846 | 38.509   |  | 23:56.375 |
| 12   | 1 | 1:52.921   | 39.358 | 34.404 | 39.159   |  | 25:49.296 |
| 13   | 1 | 1:50.346   | 37.601 | 34.868 | 37.877   |  | 27:39.642 |
| 14   | 1 | 1:50.443   | 37.620 | 34.498 | 38.325   |  | 29:30.085 |
| 15   | 1 | 1:52.818   | 37.878 | 34.840 | 40.100   |  | 31:22.903 |
| 16   | 1 | 1:55.209   | 38.174 | 37.196 | 39.839   |  | 33:18.112 |
| 17   | 1 | 1:51.730   | 38.478 | 34.459 | 38.793   |  | 35:09.842 |
| 18   | 1 | 1:50.939   | 38.075 | 34.852 | 38.012   |  | 37:00.781 |
| 19   | 1 | 1:53.690   | 37.775 | 36.207 | 39.708   |  | 38:54.471 |
| 20   | 1 | 1:54.106   | 39.336 | 35.085 | 39.685   |  | 40:48.577 |
| 21   | 1 | 1:52.504   | 40.135 | 34.272 | 38.097   |  | 42:41.081 |

| 45 Lola-MG EX257 2002<br>1. Lionel BOCH LMP2B |   |            |        |        |          |  |           |
|---|---|------------|--------|--------|----------|--|-----------|
| 1   | 1 | 2:07.197   | 50.271 | 37.052 | 39.874   |  | 2:07.197  |
| 2   | 1 | 1:55.737   | 40.072 | 36.179 | 39.486   |  | 4:02.934  |
| 3   | 1 | 1:55.554   | 39.609 | 35.671 | 40.274   |  | 5:58.488  |
| 4   | 1 | 1:55.722   | 39.935 | 35.998 | 39.789   |  | 7:54.210  |
| 5   | 1 | 1:53.564   | 38.807 | 35.524 | 39.233   |  | 9:47.774  |
| 6   | 1 | 1:53.634   | 38.697 | 34.916 | 40.021   |  | 11:41.408 |
| 7   | 1 | 1:52.903   | 38.664 | 35.072 | 39.167   |  | 13:34.311 |
| 8   | 1 | 1:54.249   | 38.743 | 36.209 | 39.297   |  | 15:28.560 |
| 9   | 1 | 2:10.652   | 38.724 | 36.582 | 55.346   |  | 17:39.212 |
| 10  | 1 | 4:23.580 B | 40.246 | 35.253 | 3:08.081 |  | 22:02.792 |
| 11  | 1 | 2:00.787   | 46.751 | 34.795 | 39.241   |  | 24:03.579 |
| 12  | 1 | 1:54.595   | 38.562 | 37.347 | 38.686   |  | 25:58.174 |
| 13  | 1 | 1:55.728   | 38.732 | 37.975 | 39.021   |  | 27:53.902 |
| 14  | 1 | 1:53.292   | 38.288 | 35.376 | 39.628   |  | 29:47.194 |
| 15  | 1 | 1:53.086   | 38.720 | 35.663 | 38.703   |  | 31:40.280 |
| 16  | 1 | 1:52.475   | 38.025 | 35.877 | 38.573   |  | 33:32.755 |
| 17  | 1 | 1:55.043   | 38.581 | 37.675 | 38.787   |  | 35:27.798 |
| 18  | 1 | 1:53.989   | 38.400 | 35.729 | 39.860   |  | 37:21.787 |
| 19  | 1 | 1:52.676   | 38.548 | 35.610 | 38.518   |  | 39:14.463 |
| 20  | 1 | 1:51.500   | 38.081 | 34.642 | 38.777   |  | 41:05.963 |
| 21  | 1 | 1:57.353   | 40.663 | 36.500 | 40.190   |  | 43:03.316 |

| 46 Maserati MC12 GT1 2005<br>1. Joe MACARI GT1B<br>2. Marco ZANASI |   |            |        |        |          |  |           |
|--|---|------------|--------|--------|----------|--|-----------|
| 1  | 1 | 2:05.311   | 48.589 | 36.548 | 40.174   |  | 2:05.311  |
| 2  | 1 | 1:55.455   | 39.813 | 35.764 | 39.878   |  | 4:00.766  |
| 3  | 1 | 1:53.119   | 38.915 | 34.930 | 39.274   |  | 5:53.885  |
| 4  | 1 | 1:54.302   | 38.941 | 35.383 | 39.978   |  | 7:48.187  |
| 5  | 1 | 1:54.406   | 39.347 | 35.505 | 39.554   |  | 9:42.593  |
| 6  | 1 | 1:55.770   | 38.572 | 37.444 | 39.754   |  | 11:38.363 |
| 7  | 1 | 1:52.269   | 38.558 | 34.879 | 38.832   |  | 13:30.632 |
| 8  | 1 | 1:56.026   | 39.232 | 37.426 | 39.368   |  | 15:26.658 |
| 9  | 1 | 1:53.986   | 39.059 | 35.876 | 39.051   |  | 17:20.644 |
| 10   | 1 | 4:15.352 B | 38.503 | 34.844 | 3:02.005 |  | 21:35.996 |
| 11   | 2 | 2:01.546   | 46.111 | 35.702 | 39.733   |  | 23:37.542 |
| 12   | 2 | 1:53.368   | 38.694 | 35.363 | 39.311   |  | 25:30.910 |
| 13   | 2 | 1:53.115   | 38.143 | 35.242 | 39.730   |  | 27:24.025 |
| 14   | 2 | 1:55.041   | 39.339 | 35.508 | 40.194   |  | 29:19.066 |
| 15   | 2 | 1:54.570   | 38.996 | 35.704 | 39.870   |  | 31:13.636 |
| 16   | 2 | 1:56.430   | 38.798 | 36.240 | 41.392   |  | 33:10.066 |
| 17   | 2 | 1:53.506   | 38.657 | 35.463 | 39.386   |  | 35:03.572 |
| 18   | 2 | 1:55.687   | 39.339 | 36.425 | 39.923   |  | 36:59.259 |
| 19   | 2 | 1:55.091   | 38.878 | 36.259 | 39.954   |  | 38:54.350 |
| 20   | 2 | 1:54.941   | 38.729 | 35.680 | 40.532   |  | 40:49.291 |
| 21   | 2 | 1:55.414   | 40.222 | 35.756 | 39.436   |  | 42:44.705 |

| 47 Maserati MC12 GT1 2005<br>1. Ivan VERCOUTERE GT1B<br>2. Alexander MÜLLER |   |          |        |        |        |  |           |
|---|---|----------|--------|--------|--------|--|-----------|
| 1   | 1 | 2:04.504 | 48.031 | 36.333 | 40.140 |  | 2:04.504  |
| 2   | 1 | 1:56.787 | 40.165 | 36.041 | 40.581 |  | 4:01.291  |
| 3   | 1 | 1:56.596 | 39.481 | 36.840 | 40.275 |  | 5:57.887  |
| 4   | 1 | 1:57.118 | 39.572 | 36.750 | 40.796 |  | 7:55.005  |
| 5   | 1 | 1:56.514 | 39.861 | 36.653 | 40.000 |  | 9:51.519  |
| 6   | 1 | 1:55.875 | 39.365 | 36.315 | 40.195 |  | 11:47.394 |



# ENDURANCE RACING LEGENDS

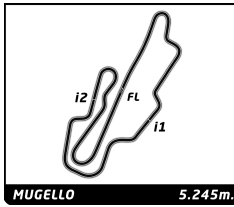
## MUGELLO CLASSIC

### RACE 1

### Sector Analysis

Personal Best Session Best B Crossing the finish line in pit lane

| Lap  | D | Time       | Sector 1 | Sector 2 | Sector 3 | T. Spd | Elapsed   | Lap   | D        | Time       | Sector 1 | Sector 2 | Sector 3 | T. Spd    | Elapsed   |
|--|---|------------|----------|----------|----------|--------|-----------|---|----------|------------|----------|----------|----------|-----------|-----------|
| 7  | 1 | 1:54.774   | 39.554   | 35.492   | 39.728   |        | 13:42.168 | 17  | 2        | 1:54.473   | 38.646   | 34.671   | 41.156   |           | 35:40.036 |
| 8  | 1 | 1:55.514   | 39.041   | 35.637   | 40.836   |        | 15:37.682 | 18  | 2        | 1:55.118   | 39.337   | 36.399   | 39.382   |           | 37:35.154 |
| 9  | 1 | 2:01.592   | 41.381   | 39.595   | 40.616   |        | 17:39.274 | 19  | 2        | 1:54.503   | 38.331   | 37.099   | 39.073   |           | 39:29.657 |
| 10   | 1 | 4:35.931 B | 39.140   | 35.460   | 3:21.331 |        | 22:15.205 | 20  | 2        | 1:54.540   | 39.953   | 34.908   | 39.679   |           | 41:24.197 |
| 11   | 2 | 1:57.773   | 45.949   | 33.455   | 38.369   |        | 24:12.978 | 21  | 2        | 1:53.698   | 38.188   | 36.423   | 39.087   |           | 43:17.895 |
| 12   | 2 | 1:51.112   | 38.124   | 34.801   | 38.187   |        | 26:04.090 | <b>54</b> BMW M3 E46 GTR 2001<br>1. Steven OSBORNE GT2B |          |            |          |          |          |           |           |
| 13   | 2 | 1:53.709   | 39.755   | 36.398   | 37.556   |        | 27:57.799 | 1   | 1        | 2:21.406   | 56.107   | 41.165   | 44.134   |           | 2:21.406  |
| 14   | 2 | 1:48.043   | 36.578   | 33.371   | 38.094   |        | 29:45.842 | 2   | 1        | 2:07.435   | 43.418   | 40.101   | 43.916   |           | 4:28.841  |
| 15   | 2 | 1:48.488   | 37.686   | 33.401   | 37.401   |        | 31:34.330 | 3   | 1        | 2:05.106   | 41.937   | 39.479   | 43.690   |           | 6:33.947  |
| 16   | 2 | 1:50.196   | 37.306   | 33.880   | 39.010   |        | 33:24.526 | 4   | 1        | 2:06.535   | 42.821   | 39.795   | 43.919   |           | 8:40.482  |
| 17   | 2 | 1:48.962   | 37.484   | 33.609   | 37.869   |        | 35:13.488 | 5   | 1        | 2:05.894   | 41.944   | 39.937   | 44.013   |           | 10:46.376 |
| 18   | 2 | 1:50.190   | 38.056   | 34.273   | 37.861   |        | 37:03.678 | 6   | 1        | 2:06.686   | 41.942   | 40.185   | 44.559   |           | 12:53.062 |
| 19   | 2 | 1:51.065   | 37.337   | 33.925   | 39.803   |        | 38:54.743 | 7   | 1        | 2:06.938   | 41.950   | 40.746   | 44.242   |           | 15:00.000 |
| 20   | 2 | 1:53.532   | 38.719   | 34.894   | 39.919   |        | 40:48.275 | 8   | 1        | 2:05.071   | 41.919   | 39.551   | 43.601   |           | 17:05.071 |
| 21   | 2 | 1:51.737   | 39.808   | 33.811   | 38.118   |        | 42:40.012 | 9   | 1        | 2:06.054   | 42.404   | 39.929   | 43.721   |           | 19:11.125 |
| <b>50</b> Porsche 996 RSR TT 2006<br>1. Michael FÖVENV GT1B<br>2. Stefan ROITMAYER |   |            |          |          |          |        | 10        | 1   | 2:07.638 | 42.131     | 41.307   | 44.200   |          | 21:18.763 |           |
| 1  | 2 | 2:14.959   | 54.478   | 38.879   | 41.602   |        | 2:14.959  | 11  | 1        | 4:34.490 B | 42.454   | 39.568   | 3:12.468 |           | 25:53.253 |
| 2  | 2 | 1:56.592   | 40.064   | 36.585   | 39.943   |        | 4:11.551  | 12  | 1        | 2:17.646   | 50.370   | 41.574   | 45.702   |           | 28:10.899 |
| 3  | 2 | 1:55.439   | 39.191   | 36.368   | 39.880   |        | 6:06.990  | 13  | 1        | 2:06.406   | 42.853   | 39.995   | 43.558   |           | 30:17.305 |
| 4  | 2 | 1:53.359   | 38.709   | 35.386   | 39.264   |        | 8:00.349  | 14  | 1        | 2:05.707   | 42.397   | 39.797   | 43.513   |           | 32:23.012 |
| 5  | 2 | 1:53.592   | 38.481   | 35.883   | 39.228   |        | 9:53.941  | 15  | 1        | 2:05.689   | 42.587   | 39.224   | 43.878   |           | 34:28.701 |
| 6  | 2 | 1:53.874   | 38.461   | 35.506   | 39.907   |        | 11:47.815 | 16  | 1        | 2:08.333   | 44.747   | 39.575   | 44.011   |           | 36:37.034 |
| 7  | 2 | 1:54.863   | 39.536   | 35.747   | 39.580   |        | 13:42.678 | 17  | 1        | 2:06.871   | 42.550   | 39.832   | 44.489   |           | 38:43.905 |
| 8  | 2 | 1:56.140   | 39.089   | 36.546   | 40.505   |        | 15:38.818 | 18  | 1        | 2:07.637   | 42.792   | 40.058   | 44.787   |           | 40:51.542 |
| 9  | 2 | 1:58.127   | 40.571   | 37.477   | 40.079   |        | 17:36.945 | 19  | 1        | 2:12.516   | 43.833   | 42.958   | 45.725   |           | 43:04.058 |
| 10   | 2 | 1:54.689   | 39.077   | 35.906   | 39.706   |        | 19:31.634 | <b>56</b> Porsche 993 GT2 1997<br>1. Kyle TILLEY INV    |          |            |          |          |          |           |           |
| 11   | 2 | 4:09.345 B | 38.924   | 35.683   | 2:54.738 |        | 23:40.979 | 1   | 1        | 2:20.930   | 56.981   | 40.875   | 43.074   |           | 2:20.930  |
| 12   | 1 | 2:29.259   | 58.473   | 43.975   | 46.811   |        | 26:10.238 | 2   | 1        | 2:02.773   | 42.006   | 38.465   | 42.302   |           | 4:23.703  |
| 13   | 1 | 2:10.402   | 43.648   | 41.700   | 45.054   |        | 28:20.640 | 3   | 1        | 2:04.307   | 41.832   | 39.293   | 43.182   |           | 6:28.010  |
| 14   | 1 | 2:12.421   | 44.633   | 42.206   | 45.582   |        | 30:33.061 | 4   | 1        | 2:02.217   | 41.822   | 38.416   | 41.979   |           | 8:30.227  |
| 15   | 1 | 2:12.615   | 45.499   | 42.077   | 45.039   |        | 32:45.676 | 5   | 1        | 2:02.257   | 41.887   | 38.416   | 41.954   |           | 10:32.484 |
| 16   | 1 | 2:11.783   | 44.331   | 42.378   | 45.074   |        | 34:57.459 | 6   | 1        | 2:03.680   | 41.902   | 38.222   | 43.556   |           | 12:36.164 |
| 17   | 1 | 2:13.255   | 44.148   | 44.087   | 45.020   |        | 37:10.714 | 7   | 1        | 2:45.625 B | 42.251   | 40.420   | 1:22.954 |           | 15:21.789 |
| 18   | 1 | 2:15.651   | 44.757   | 45.520   | 45.374   |        | 39:26.365 | 8   | 1        | 4:36.595 B | 50.374   | 38.287   | 3:07.934 |           | 19:58.384 |
| 19   | 1 | 2:10.605   | 43.472   | 41.722   | 45.411   |        | 41:36.970 | 9   | 1        | 2:13.680   | 53.474   | 38.300   | 41.906   |           | 22:12.064 |
| 20   | 1 | 2:10.934   | 44.053   | 41.909   | 44.972   |        | 43:47.904 | 10  | 1        | 2:01.226   | 41.556   | 37.849   | 41.821   |           | 24:13.290 |
| <b>53</b> Aston Martin DBR9 2006<br>1. Richard MEINS GT1B<br>2. Andrew BENTLEY     |   |            |          |          |          |        | 11        | 1   | 2:03.993 | 41.278     | 40.571   | 42.144   |          | 26:17.283 |           |
| 1  | 1 | 2:16.419   | 55.876   | 39.899   | 40.644   |        | 2:16.419  | 12  | 1        | 2:00.012   | 40.841   | 37.719   | 41.452   |           | 28:17.295 |
| 2  | 1 | 2:00.026   | 40.495   | 39.036   | 40.495   |        | 4:16.445  | 13  | 1        | 2:01.435   | 41.931   | 37.941   | 41.563   |           | 30:18.730 |
| 3  | 1 | 1:55.704   | 39.525   | 36.152   | 40.027   |        | 6:12.149  | 14  | 1        | 2:01.584   | 41.195   | 38.890   | 41.499   |           | 32:20.314 |
| 4  | 1 | 1:55.749   | 39.900   | 35.781   | 40.068   |        | 8:07.898  | 15  | 1        | 2:02.761   | 41.366   | 39.845   | 41.550   |           | 34:23.075 |
| 5  | 1 | 1:56.525   | 39.171   | 36.060   | 41.294   |        | 10:04.423 | 16  | 1        | 2:00.288   | 41.122   | 37.597   | 41.569   |           | 36:23.363 |
| 6  | 1 | 1:54.686   | 39.343   | 35.584   | 39.759   |        | 11:59.109 | 17  | 1        | 1:59.382   | 40.675   | 37.393   | 41.314   |           | 38:22.745 |
| 7  | 1 | 1:55.707   | 39.008   | 37.233   | 39.466   |        | 13:54.816 | 18  | 1        | 2:03.372   | 41.051   | 38.993   | 43.328   |           | 40:26.117 |
| 8  | 1 | 1:54.994   | 40.182   | 35.515   | 39.297   |        | 15:49.810 | 19  | 1        | 2:05.280   | 41.524   | 39.585   | 44.171   |           | 42:31.397 |
| 9  | 1 | 1:56.572   | 38.975   | 35.929   | 41.668   |        | 17:46.382 | <b>58</b> Dallara SP1 2002<br>1. Gregor FISKEN LMP1B    |          |            |          |          |          |           |           |
| 10   | 1 | 4:19.616 B | 39.903   | 34.863   | 3:04.850 |        | 22:05.998 | 1   | 1        | 1:53.710   | 43.334   | 33.457   | 36.919   |           | 1:53.710  |
| 11   | 2 | 2:03.595   | 46.660   | 36.826   | 40.109   |        | 24:09.593 | 2   | 1        | 1:45.511   | 35.911   | 32.494   | 37.106   |           | 3:39.221  |
| 12   | 2 | 1:57.526   | 39.636   | 36.715   | 41.175   |        | 26:07.119 | 3   | 1        | 1:45.959   | 36.189   | 32.511   | 37.259   |           | 5:25.180  |
| 13   | 2 | 1:59.132   | 39.114   | 39.037   | 40.981   |        | 28:06.251 | 4   | 1        | 1:48.254   | 37.189   | 33.871   | 37.194   |           | 7:13.434  |
| 14   | 2 | 1:53.274   | 38.770   | 34.789   | 39.715   |        | 29:59.525 | 5   | 1        | 1:50.606   | 38.077   | 32.661   | 39.868   |           | 9:04.040  |
| 15   | 2 | 1:54.174   | 38.406   | 35.983   | 39.785   |        | 31:53.699 |   |          |            |          |          |          |           |           |
| 16   | 2 | 1:51.864   | 38.539   | 34.575   | 38.750   |        | 33:45.563 |   |          |            |          |          |          |           |           |

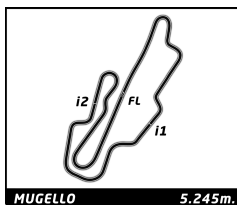


# ENDURANCE RACING LEGENDS MUGELLO CLASSIC RACE 1

## Sector Analysis

■ Personal Best ■ Session Best B Crossing the finish line in pit lane

| Lap   | D | Time       | Sector 1 | Sector 2 | Sector 3 | T. Spd | Elapsed   | Lap  | D | Time       | Sector 1 | Sector 2 | Sector 3 | T. Spd | Elapsed   |            |        |        |          |           |
|---|---|------------|----------|----------|----------|--------|-----------|--|---|------------|----------|----------|----------|--------|-----------|------------|--------|--------|----------|-----------|
| 6   | 1 | 1:47.245   | 36.537   | 33.093   | 37.615   |        | 10:51.285 | 15   | 2 | 1:59.898   | 40.179   | 38.267   | 41.452   |        | 33:21.478 |            |        |        |          |           |
| 7   | 1 | 1:49.985   | 37.281   | 34.871   | 37.833   |        | 12:41.270 | 16   | 2 | 1:58.044   | 40.403   | 36.038   | 41.603   |        | 35:19.522 |            |        |        |          |           |
| 8   | 1 | 1:54.350   | 37.654   | 37.825   | 38.871   |        | 14:35.620 | 17   | 2 | 2:00.217   | 41.089   | 37.808   | 41.320   |        | 37:19.739 |            |        |        |          |           |
| 9   | 1 | 1:52.070   | 37.530   | 34.003   | 40.537   |        | 16:27.690 | 18   | 2 | 1:58.452   | 40.893   | 36.606   | 40.953   |        | 39:18.191 |            |        |        |          |           |
| 10  | 1 | 1:51.566   | 38.819   | 34.834   | 37.913   |        | 18:19.256 | 19   | 2 | 1:57.636   | 40.078   | 36.885   | 40.673   |        | 41:15.827 |            |        |        |          |           |
| 11  | 1 | 1:49.529   | 37.283   | 34.627   | 37.619   |        | 20:08.785 | 20   | 2 | 1:56.489   | 40.252   | 35.628   | 40.609   |        | 43:12.316 |            |        |        |          |           |
| 12  | 1 | 3:56.989 B | 37.375   | 33.687   | 2:45.927 |        | 24:05.774 | <b>69</b> Porsche 996 GT3-RS 2001<br>1. Paul PHILLIPS GT2B                     |   |            |          |          |          |        |           |            |        |        |          |           |
| 13  | 1 | 1:57.748   | 45.131   | 34.322   | 38.295   |        | 26:03.522 | 1  | 1 | 2:33.039   | 1:01.640 | 44.133   | 47.266   |        | 2:33.039  |            |        |        |          |           |
| 14  | 1 | 1:55.703   | 40.216   | 37.654   | 37.833   |        | 27:59.225 | 2  | 1 | 2:15.922   | 45.601   | 42.908   | 47.413   |        | 4:48.961  |            |        |        |          |           |
| 15  | 1 | 1:48.181   | 37.105   | 33.306   | 37.770   |        | 29:47.406 | 3  | 1 | 2:18.146   | 46.032   | 44.506   | 47.608   |        | 7:07.107  |            |        |        |          |           |
| 16  | 1 | 1:50.959   | 37.343   | 36.134   | 37.482   |        | 31:38.365 | 4  | 1 | 2:22.624   | 46.630   | 46.797   | 49.197   |        | 9:29.731  |            |        |        |          |           |
| 17  | 1 | 1:51.069   | 37.179   | 34.979   | 38.911   |        | 33:29.434 | 5  | 1 | 2:18.193   | 46.062   | 44.220   | 47.911   |        | 11:47.924 |            |        |        |          |           |
| 18  | 1 | 1:54.022   | 39.512   | 34.538   | 39.972   |        | 35:23.456 | 6  | 1 | 2:17.848   | 46.028   | 44.126   | 47.694   |        | 14:05.772 |            |        |        |          |           |
| 19  | 1 | 1:53.850   | 38.096   | 36.572   | 39.182   |        | 37:17.306 | 7  | 1 | 4:51.355 B | 46.938   | 44.973   | 3:19.444 |        | 18:57.127 |            |        |        |          |           |
| 20  | 1 | 1:52.270   | 38.563   | 34.886   | 38.821   |        | 39:09.576 | 8  | 1 | 2:27.251   | 55.137   | 44.623   | 47.491   |        | 21:24.378 |            |        |        |          |           |
| 21  | 1 | 1:50.134   | 37.641   | 35.186   | 37.307   |        | 40:59.710 | 9  | 1 | 2:14.329   | 44.427   | 42.513   | 47.389   |        | 23:38.707 |            |        |        |          |           |
| 22  | 1 | 1:51.098   | 37.236   | 36.298   | 37.564   |        | 42:50.808 | 10   | 1 | 2:16.913   | 46.248   | 42.827   | 47.838   |        | 25:55.620 |            |        |        |          |           |
| <b>59</b> Porsche 993 GT2 Evo 1999<br>1. Rémi TERRAIL GT2A                              |   |            |          |          |          |        |           | <b>69</b> Porsche 996 GT3-RS 2001<br>1. Paul PHILLIPS GT2B                     |   |            |          |          |          |        |           |            |        |        |          |           |
| 1   | 1 | 2:13.922   | 53.135   | 38.609   | 42.178   |        | 2:13.922  | 11   | 1 | 2:19.190   | 45.474   | 44.964   | 48.752   |        | 28:14.810 |            |        |        |          |           |
| 2   | 1 | 2:00.429   | 40.497   | 37.625   | 42.307   |        | 4:14.351  | 12   | 1 | 2:14.439   | 44.428   | 43.043   | 46.968   |        | 30:29.249 |            |        |        |          |           |
| 3   | 1 | 2:01.225   | 40.634   | 38.319   | 42.272   |        | 6:15.576  | 13   | 1 | 2:16.071   | 46.209   | 43.062   | 46.800   |        | 32:45.320 |            |        |        |          |           |
| 4   | 1 | 2:00.495   | 40.777   | 37.316   | 42.402   |        | 8:16.071  | 14   | 1 | 2:17.188   | 45.715   | 43.671   | 47.802   |        | 35:02.508 |            |        |        |          |           |
| 5   | 1 | 2:02.706   | 40.748   | 37.483   | 44.475   |        | 10:18.777 | 15   | 1 | 2:21.212   | 46.322   | 45.228   | 49.662   |        | 37:23.720 |            |        |        |          |           |
| 6   | 1 | 2:01.773   | 40.713   | 38.587   | 42.473   |        | 12:20.550 | 16   | 1 | 2:22.362   | 45.811   | 46.563   | 49.988   |        | 39:46.082 |            |        |        |          |           |
| 7   | 1 | 2:01.876   | 41.125   | 38.508   | 42.243   |        | 14:22.426 | 17   | 1 | 2:20.101   | 47.870   | 44.052   | 48.179   |        | 42:06.183 |            |        |        |          |           |
| 8   | 1 | 2:01.209   | 40.606   | 37.777   | 42.826   |        | 16:23.635 | <b>74</b> Reynard 01Q 2000<br>1. Jossierand DE MURARD LMP1B                    |   |            |          |          |          |        |           |            |        |        |          |           |
| 9   | 1 | 2:01.172   | 40.693   | 37.913   | 42.566   |        | 18:24.807 | 1  | 1 | 2:10.918   | 51.689   | 37.053   | 42.176   |        | 2:10.918  |            |        |        |          |           |
| 10  | 1 | 2:00.797   | 40.475   | 37.759   | 42.563   |        | 20:25.604 | 2  | 1 | 1:59.006   | 39.699   | 36.277   | 43.030   |        | 4:09.924  |            |        |        |          |           |
| 11  | 1 | 4:32.674 B | 40.957   | 39.588   | 3:12.129 |        | 24:58.278 | <b>75</b> Porsche 997 GT3 RSR 2009<br>1. Lee MAXTED-PAGE GT2C                  |   |            |          |          |          |        |           |            |        |        |          |           |
| 12  | 1 | 2:09.566   | 49.232   | 38.035   | 42.299   |        | 27:07.844 | 1  | 1 | 2:13.850   | 52.793   | 38.410   | 42.647   |        | 2:13.850  |            |        |        |          |           |
| 13  | 1 | 2:00.306   | 40.328   | 37.889   | 42.089   |        | 29:08.150 | 2  | 1 | 2:02.751   | 42.151   | 38.063   | 42.537   |        | 4:16.601  |            |        |        |          |           |
| 14  | 1 | 2:00.739   | 40.992   | 37.477   | 42.270   |        | 31:08.889 | 3  | 1 | 2:01.876   | 41.612   | 38.059   | 42.205   |        | 6:18.477  |            |        |        |          |           |
| 15  | 1 | 2:02.734   | 41.537   | 38.128   | 43.069   |        | 33:11.623 | 4  | 1 | 2:01.557   | 41.355   | 37.907   | 42.295   |        | 8:20.034  |            |        |        |          |           |
| 16  | 1 | 2:01.972   | 41.015   | 38.070   | 42.887   |        | 35:13.595 | 5  | 1 | 2:03.079   | 41.758   | 38.346   | 42.975   |        | 10:23.113 |            |        |        |          |           |
| 17  | 1 | 2:02.125   | 41.316   | 38.079   | 42.730   |        | 37:15.720 | 6  | 1 | 2:02.183   | 41.023   | 38.910   | 42.250   |        | 12:25.296 |            |        |        |          |           |
| 18  | 1 | 2:04.876   | 42.109   | 39.069   | 43.698   |        | 39:20.596 | 7  | 1 | 2:01.805   | 41.602   | 38.104   | 42.099   |        | 14:27.101 |            |        |        |          |           |
| 19  | 1 | 2:03.188   | 41.665   | 38.723   | 42.800   |        | 41:23.784 | 8  | 1 | 2:01.183   | 40.671   | 38.166   | 42.346   |        | 16:28.284 |            |        |        |          |           |
| 20  | 1 | 2:01.727   | 41.123   | 38.159   | 42.445   |        | 43:25.511 | 9  | 1 | 2:03.407   | 43.623   | 37.632   | 42.152   |        | 18:31.691 |            |        |        |          |           |
| <b>63</b> Chevrolet Corvette C6 ZR1 2010<br>1. John EMBERSON GT2C<br>2. Nigel GREENSALL |   |            |          |          |          |        |           | 10   |   |            |          |          |          |        | 1         | 4:26.785 B | 40.694 | 38.978 | 3:07.113 | 22:58.476 |
| 1   | 1 | 2:16.018   | 54.006   | 39.131   | 42.881   |        | 2:16.018  | 11   | 1 | 2:11.048   | 51.032   | 38.041   | 41.975   |        | 25:09.524 |            |        |        |          |           |
| 2   | 1 | 2:03.872   | 41.502   | 39.395   | 42.975   |        | 4:19.890  | 12   | 1 | 2:01.463   | 41.075   | 38.299   | 42.089   |        | 27:10.987 |            |        |        |          |           |
| 3   | 1 | 2:02.030   | 41.289   | 38.167   | 42.574   |        | 6:21.920  | 13   | 1 | 2:01.179   | 41.398   | 37.771   | 42.010   |        | 29:12.166 |            |        |        |          |           |
| 4   | 1 | 2:01.847   | 40.907   | 38.361   | 42.579   |        | 8:23.767  | 14   | 1 | 2:00.619   | 41.108   | 37.463   | 42.048   |        | 31:12.785 |            |        |        |          |           |
| 5   | 1 | 2:00.524   | 40.809   | 37.500   | 42.215   |        | 10:24.291 | 15   | 1 | 2:02.342   | 41.427   | 38.629   | 42.286   |        | 33:15.127 |            |        |        |          |           |
| 6   | 1 | 2:02.189   | 41.076   | 38.928   | 42.185   |        | 12:26.480 | 16   | 1 | 2:04.255   | 42.490   | 39.416   | 42.349   |        | 35:19.382 |            |        |        |          |           |
| 7   | 1 | 2:01.265   | 40.923   | 37.843   | 42.499   |        | 14:27.745 | 17   | 1 | 2:00.396   | 40.944   | 37.456   | 41.996   |        | 37:19.778 |            |        |        |          |           |
| 8   | 1 | 2:01.638   | 41.125   | 37.327   | 43.186   |        | 16:29.383 | 18   | 1 | 2:01.697   | 41.396   | 37.494   | 42.807   |        | 39:21.475 |            |        |        |          |           |
| 9   | 1 | 2:03.485   | 43.925   | 37.702   | 41.858   |        | 18:32.868 | 19   | 1 | 2:02.762   | 41.247   | 39.247   | 42.268   |        | 41:24.237 |            |        |        |          |           |
| 10  | 1 | 4:52.304 B | 41.041   | 37.617   | 3:33.646 |        | 23:25.172 | 20   | 1 | 2:01.766   | 41.241   | 38.305   | 42.220   |        | 43:26.003 |            |        |        |          |           |
| 11  | 2 | 2:05.390   | 47.609   | 36.317   | 41.464   |        | 25:30.562 | <b>76</b> Porsche 996 GT3-RS 2005<br>1. Jean-Lou RIHON GT2C<br>2. Nick PADMORE |   |            |          |          |          |        |           |            |        |        |          |           |
| 12  | 2 | 1:57.212   | 40.388   | 35.939   | 40.885   |        | 27:27.774 |  |   |            |          |          |          |        |           |            |        |        |          |           |
| 13  | 2 | 1:56.296   | 40.104   | 35.665   | 40.527   |        | 29:24.070 |  |   |            |          |          |          |        |           |            |        |        |          |           |
| 14  | 2 | 1:57.510   | 39.961   | 36.800   | 40.749   |        | 31:21.580 |  |   |            |          |          |          |        |           |            |        |        |          |           |



# ENDURANCE RACING LEGENDS MUGELLO CLASSIC RACE 1

## Sector Analysis

Personal Best Session Best B Crossing the finish line in pit lane

| Lap | D | Time     | Sector 1 | Sector 2 | Sector 3 | T. Spd | Elapsed  | Lap | D | Time     | Sector 1 | Sector 2 | Sector 3 | T. Spd | Elapsed   |
|-----|---|----------|----------|----------|----------|--------|----------|-----|---|----------|----------|----------|----------|--------|-----------|
| 1   | 1 | 2:18.816 | 55.572   | 39.906   | 43.338   |        | 2:18.816 | 15  | 1 | 2:14.460 | 44.984   | 42.567   | 46.909   |        | 37:57.683 |
| 2   | 1 | 2:02.896 | 41.836   | 38.681   | 42.379   |        | 4:21.712 | 16  | 1 | 2:47.583 | 47.472   | 43.223   | 1:16.888 |        | 40:45.266 |
| 3   | 1 | 2:02.823 | 41.999   | 38.579   | 42.245   |        | 6:24.535 | 17  | 1 | 2:22.179 | 48.968   | 44.914   | 48.297   |        | 43:07.445 |

|    |   |                   |        |        |          |  |           |
|----|---|-------------------|--------|--------|----------|--|-----------|
| 4  | 1 | 2:02.427          | 41.332 | 38.700 | 42.395   |  | 8:26.962  |
| 5  | 1 | 2:03.119          | 41.506 | 38.830 | 42.783   |  | 10:30.081 |
| 6  | 1 | 2:05.730          | 42.448 | 38.691 | 44.591   |  | 12:35.811 |
| 7  | 1 | 2:04.720          | 41.886 | 39.639 | 43.195   |  | 14:40.531 |
| 8  | 1 | 2:05.596          | 41.911 | 40.119 | 43.566   |  | 16:46.127 |
| 9  | 1 | 2:05.609          | 42.651 | 39.547 | 43.411   |  | 18:51.736 |
| 10 | 1 | 5:00.489 <b>B</b> | 42.132 | 39.485 | 3:38.872 |  | 23:52.225 |
| 11 | 2 | 2:10.404          | 48.170 | 39.982 | 42.252   |  | 26:02.629 |
| 12 | 2 | 2:08.211          | 43.070 | 40.048 | 45.093   |  | 28:10.840 |
| 13 | 2 | 2:00.737          | 40.823 | 37.977 | 41.937   |  | 30:11.577 |
| 14 | 2 | 1:59.485          | 40.551 | 37.478 | 41.456   |  | 32:11.062 |
| 15 | 2 | 1:58.953          | 40.383 | 37.204 | 41.366   |  | 34:10.015 |
| 16 | 2 | 1:58.586          | 40.280 | 37.059 | 41.247   |  | 36:08.601 |
| 17 | 2 | 2:02.301          | 41.620 | 38.625 | 42.056   |  | 38:10.902 |
| 18 | 2 | 2:02.675          | 40.740 | 38.077 | 43.858   |  | 40:13.577 |
| 19 | 2 | 2:00.887          | 40.597 | 38.024 | 42.266   |  | 42:14.464 |

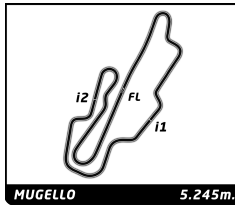
| 80 |   | Porsche 996 GT3-R 2000 |          |        |          |  | GT2B      |
|----|---|------------------------|----------|--------|----------|--|-----------|
|    |   | 1. Richard HYWEL EVANS |          |        |          |  |           |
| 1  | 1 | 2:31.175               | 1:02.228 | 42.658 | 46.289   |  | 2:31.175  |
| 2  | 1 | 2:11.322               | 44.030   | 41.707 | 45.585   |  | 4:42.497  |
| 3  | 1 | 2:12.467               | 45.177   | 41.391 | 45.899   |  | 6:54.964  |
| 4  | 1 | 2:10.709               | 44.052   | 41.127 | 45.530   |  | 9:05.673  |
| 5  | 1 | 2:10.477               | 43.732   | 41.295 | 45.450   |  | 11:16.150 |
| 6  | 1 | 2:08.335               | 43.161   | 40.114 | 45.060   |  | 13:24.485 |
| 7  | 1 | 2:09.196               | 43.254   | 41.104 | 44.838   |  | 15:33.681 |
| 8  | 1 | 2:10.381               | 42.649   | 41.715 | 46.017   |  | 17:44.062 |
| 9  | 1 | 2:10.545               | 44.392   | 40.286 | 45.867   |  | 19:54.607 |
| 10 | 1 | 4:38.285 <b>B</b>      | 42.970   | 39.794 | 3:15.521 |  | 24:32.892 |
| 11 | 1 | 2:13.262               | 49.446   | 39.661 | 44.155   |  | 26:46.154 |
| 12 | 1 | 2:08.701               | 44.527   | 39.664 | 44.510   |  | 28:54.855 |
| 13 | 1 | 2:06.977               | 42.290   | 40.327 | 44.360   |  | 31:01.832 |
| 14 | 1 | 2:08.722               | 43.024   | 39.998 | 45.700   |  | 33:10.554 |
| 15 | 1 | 2:09.827               | 43.894   | 40.747 | 45.186   |  | 35:20.381 |
| 16 | 1 | 2:06.492               | 42.639   | 39.885 | 43.968   |  | 37:26.873 |
| 17 | 1 | 2:08.506               | 42.794   | 41.170 | 44.542   |  | 39:35.379 |
| 18 | 1 | 2:05.679               | 42.441   | 39.339 | 43.899   |  | 41:41.058 |

| 78 |   | Porsche 996 GT3-R 2000 |          |        |          |  | GT2B      |
|----|---|------------------------|----------|--------|----------|--|-----------|
|    |   | 1. Pascal DUHAMEL      |          |        |          |  |           |
| 1  | 1 | 2:29.188               | 1:00.208 | 42.277 | 46.703   |  | 2:29.188  |
| 2  | 1 | 2:13.039               | 44.615   | 42.450 | 45.974   |  | 4:42.227  |
| 3  | 1 | 2:12.208               | 44.549   | 41.967 | 45.692   |  | 6:54.435  |
| 4  | 1 | 2:09.406               | 42.686   | 41.107 | 45.613   |  | 9:03.841  |
| 5  | 1 | 2:12.943               | 44.277   | 42.339 | 46.327   |  | 11:16.784 |
| 6  | 1 | 2:11.728               | 44.747   | 41.290 | 45.691   |  | 13:28.512 |
| 7  | 1 | 2:10.061               | 44.603   | 40.121 | 45.337   |  | 15:38.573 |
| 8  | 1 | 2:11.298               | 44.104   | 41.066 | 46.128   |  | 17:49.871 |
| 9  | 1 | 4:40.117 <b>B</b>      | 43.420   | 41.600 | 3:15.097 |  | 22:29.988 |
| 10 | 1 | 2:17.337               | 50.305   | 41.598 | 45.434   |  | 24:47.325 |
| 11 | 1 | 2:09.777               | 43.689   | 40.835 | 45.253   |  | 26:57.102 |
| 12 | 1 | 2:08.285               | 43.351   | 39.783 | 45.151   |  | 29:05.387 |
| 13 | 1 | 2:10.436               | 44.990   | 39.887 | 45.559   |  | 31:15.823 |
| 14 | 1 | 2:09.803               | 42.970   | 41.302 | 45.531   |  | 33:25.626 |
| 15 | 1 | 2:12.422               | 44.741   | 42.151 | 45.530   |  | 35:38.048 |
| 16 | 1 | 2:07.694               | 43.058   | 40.013 | 44.623   |  | 37:45.742 |
| 17 | 1 | 2:07.003               | 42.505   | 39.646 | 44.852   |  | 39:52.745 |
| 18 | 1 | 2:10.729               | 43.207   | 42.305 | 45.217   |  | 42:03.474 |

| 83 |   | Audi R8 LMP 2002    |        |        |          |  | INV       |
|----|---|---------------------|--------|--------|----------|--|-----------|
|    |   | 1. François PERRODO |        |        |          |  |           |
| 1  | 1 | 1:55.674            | 42.927 | 34.557 | 38.190   |  | 1:55.674  |
| 2  | 1 | 1:48.553            | 38.300 | 32.734 | 37.519   |  | 3:44.227  |
| 3  | 1 | 1:46.287            | 36.758 | 32.263 | 37.266   |  | 5:30.514  |
| 4  | 1 | 1:49.461            | 36.634 | 35.558 | 37.269   |  | 7:19.975  |
| 5  | 1 | 1:49.454            | 36.749 | 35.249 | 37.456   |  | 9:09.429  |
| 6  | 1 | 1:47.986            | 38.370 | 32.645 | 36.971   |  | 10:57.415 |
| 7  | 1 | 1:50.676            | 37.516 | 34.061 | 39.099   |  | 12:48.091 |
| 8  | 1 | 1:52.936            | 37.909 | 33.836 | 41.191   |  | 14:41.027 |
| 9  | 1 | 1:50.124            | 38.212 | 34.241 | 37.671   |  | 16:31.151 |
| 10 | 1 | 5:11.892 <b>B</b>   | 39.904 | 34.612 | 3:57.376 |  | 21:43.043 |
| 11 | 1 | 2:11.897            | 54.065 | 37.638 | 40.194   |  | 23:54.940 |
| 12 | 1 | 1:53.371            | 39.061 | 35.293 | 39.017   |  | 25:48.311 |
| 13 | 1 | 2:01.948            | 37.295 | 45.757 | 38.896   |  | 27:50.259 |
| 14 | 1 | 1:50.727            | 37.455 | 33.374 | 39.898   |  | 29:40.986 |
| 15 | 1 | 1:51.490            | 37.227 | 33.218 | 41.045   |  | 31:32.476 |
| 16 | 1 | 1:55.630            | 39.118 | 36.775 | 39.737   |  | 33:28.106 |
| 17 | 1 | 1:58.726            | 40.970 | 37.657 | 40.099   |  | 35:26.832 |
| 18 | 1 | 1:55.558            | 39.052 | 35.914 | 40.592   |  | 37:22.390 |
| 19 | 1 | 1:57.695            | 41.002 | 36.258 | 40.435   |  | 39:20.085 |
| 20 | 1 | 1:57.653            | 39.847 | 37.515 | 40.291   |  | 41:17.738 |
| 21 | 1 | 1:57.140            | 39.735 | 36.424 | 40.981   |  | 43:14.878 |

| 79 |   | Porsche 993 GT2 1995 |          |        |          |  | GT2A      |
|----|---|----------------------|----------|--------|----------|--|-----------|
|    |   | 1. Jean-Louis BONNET |          |        |          |  |           |
| 1  | 1 | 2:32.114             | 1:01.298 | 43.431 | 47.385   |  | 2:32.114  |
| 2  | 1 | 2:16.283             | 45.520   | 43.456 | 47.307   |  | 4:48.397  |
| 3  | 1 | 2:18.002             | 45.984   | 44.483 | 47.535   |  | 7:06.399  |
| 4  | 1 | 2:22.782             | 46.913   | 46.503 | 49.366   |  | 9:29.181  |
| 5  | 1 | 2:18.318             | 45.042   | 45.085 | 48.191   |  | 11:47.499 |
| 6  | 1 | 2:17.908             | 45.641   | 44.322 | 47.945   |  | 14:05.407 |
| 7  | 1 | 2:19.894             | 46.081   | 44.725 | 49.088   |  | 16:25.301 |
| 8  | 1 | 5:13.374 <b>B</b>    | 59.469   | 49.676 | 3:24.229 |  | 21:38.675 |
| 9  | 1 | 2:28.697             | 53.255   | 45.951 | 49.491   |  | 24:07.372 |
| 10 | 1 | 2:20.297             | 46.682   | 44.996 | 48.619   |  | 26:27.669 |
| 11 | 1 | 2:20.511             | 46.553   | 44.853 | 49.105   |  | 28:48.180 |
| 12 | 1 | 2:17.625             | 44.992   | 44.019 | 48.614   |  | 31:05.805 |
| 13 | 1 | 2:18.616             | 46.704   | 44.326 | 47.586   |  | 33:24.421 |
| 14 | 1 | 2:18.802             | 45.558   | 45.519 | 47.725   |  | 35:43.223 |

| 88 |   | Aston Martin DBR9 2006 |        |        |        |  | GT1B      |
|----|---|------------------------|--------|--------|--------|--|-----------|
|    |   | 1. Philip KADOORIE     |        |        |        |  |           |
| 1  | 1 | 2:00.050               | 46.468 | 34.849 | 38.733 |  | 2:00.050  |
| 2  | 1 | 1:49.866               | 37.665 | 33.661 | 38.540 |  | 3:49.916  |
| 3  | 1 | 1:49.700               | 37.624 | 33.519 | 38.557 |  | 5:39.616  |
| 4  | 1 | 1:50.708               | 37.858 | 34.097 | 38.753 |  | 7:30.324  |
| 5  | 1 | 1:51.681               | 37.767 | 33.783 | 40.131 |  | 9:22.005  |
| 6  | 1 | 1:50.878               | 37.694 | 33.849 | 39.335 |  | 11:12.883 |



# ENDURANCE RACING LEGENDS

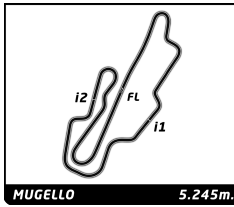
## MUGELLO CLASSIC

### RACE 1

#### Sector Analysis

Personal Best Session Best B Crossing the finish line in pit lane

| Lap  | D | Time              | Sector 1      | Sector 2      | Sector 3      | T. Spd | Elapsed  | Lap   | D | Time              | Sector 1      | Sector 2      | Sector 3      | T. Spd | Elapsed   |
|--|---|-------------------|---------------|---------------|---------------|--------|--|---|---|-------------------|---------------|---------------|---------------|--------|-----------|
| 7  | 1 | 1:50.084          | 37.925        | 33.761        | <b>38.398</b> |        | 13:02.967  | 19  | 1 | 2:12.071          | 46.500        | 40.265        | 45.306        |        | 42:58.231 |
| 8  | 1 | 1:51.120          | 38.085        | 34.630        | 38.405        |        | 14:54.087  | <b>115</b> Ferrari F430 GTC Evo 2008<br>1. Marc DEVIS<br>2. Mathias DEVIS<br>GT2C |   |                   |               |               |               |        |           |
| 9  | 1 | 1:49.900          | 37.821        | 33.650        | 38.429        |        | 16:43.987  | 1   | 1 | 2:20.790          | 56.563        | 40.884        | 43.343        |        | 2:20.790  |
| 10   | 1 | 1:51.648          | 37.730        | 34.892        | 39.026        |        | 18:35.635  | 2   | 1 | 2:03.788          | 42.693        | 38.246        | 42.849        |        | 4:24.578  |
| 11   | 1 | 4:25.092 <b>B</b> | 38.463        | 34.887        | 3:11.742      |        | 23:00.727  | 3   | 1 | 2:02.874          | 41.792        | 38.685        | 42.397        |        | 6:27.452  |
| 12   | 1 | 1:59.127          | 46.429        | 34.176        | 38.522        |        | 24:59.854  | 4   | 1 | <b>2:01.028</b>   | <b>40.825</b> | <b>37.352</b> | 42.851        |        | 8:28.480  |
| 13   | 1 | 1:51.011          | 37.811        | 34.629        | 38.571        |        | 26:50.865  | 5   | 1 | 2:03.190          | 41.067        | 39.224        | 42.899        |        | 10:31.670 |
| 14   | 1 | 1:52.302          | 38.423        | 33.710        | 40.169        |        | 28:43.167  | 6   | 1 | 2:04.620          | 41.456        | 38.752        | 44.412        |        | 12:36.290 |
| 15   | 1 | 1:50.307          | 37.910        | 33.926        | 38.471        |        | 30:33.474  | 7   | 1 | 2:04.619          | 41.626        | 39.746        | 43.247        |        | 14:40.909 |
| 16   | 1 | 1:51.474          | 38.722        | 34.245        | 38.507        |        | 32:24.948  | 8   | 1 | 2:02.692          | 41.766        | 38.873        | <b>42.053</b> |        | 16:43.601 |
| 17   | 1 | 1:54.684          | 39.598        | 35.877        | 39.209        |        | 34:19.632  | 9   | 1 | 2:02.844          | 41.122        | 39.192        | 42.530        |        | 18:46.445 |
| 18   | 1 | 1:51.980          | 38.309        | 34.674        | 38.997        |        | 36:11.612  | 10  | 1 | 4:47.365 <b>B</b> | 41.752        | 38.849        | 3:26.764      |        | 23:33.810 |
| 19   | 1 | 1:54.667          | 38.730        | 36.387        | 39.550        |        | 38:06.279  | 11  | 2 | 2:17.401          | 52.497        | 41.560        | 43.344        |        | 25:51.211 |
| 20   | 1 | 1:53.066          | 38.994        | 34.890        | 39.182        |        | 39:59.345  | 12  | 2 | 2:07.274          | 42.732        | 40.889        | 43.653        |        | 27:58.485 |
| 21   | 1 | 1:53.463          | 38.984        | 35.625        | 38.854        |        | 41:52.808  | 13  | 2 | 2:04.693          | 42.686        | 38.388        | 43.619        |        | 30:03.178 |
| <b>97</b> Marcos LM500 1994<br>1. Stephen KEATING<br>GT2A        |   |                   |               |               |               |        | <b>130</b> Ferrari F430 GTC Evo 2010<br>1. Ronald LENTERS<br>GT2C                |   |   |                   |               |               |               |        |           |
| 1  | 1 | 2:34.362          | 1:03.107      | 43.653        | 47.602        |        | 2:34.362   | 1   | 1 | 2:19.857          | 55.545        | 41.432        | 42.880        |        | 2:19.857  |
| 2  | 1 | 2:16.283          | 46.552        | 42.782        | 46.949        |        | 4:50.645   | 2   | 1 | 2:02.018          | 42.192        | 37.708        | 42.118        |        | 4:21.875  |
| 3  | 1 | 2:16.852          | 45.806        | 43.592        | 47.454        |        | 7:07.497   | 3   | 1 | 2:02.939          | 42.208        | 38.457        | 42.274        |        | 6:24.814  |
| 4  | 1 | 2:22.382          | 46.746        | 46.552        | 49.084        |        | 9:29.879   | 4   | 1 | 2:02.480          | 41.604        | 38.485        | 42.391        |        | 8:27.294  |
| 5  | 1 | 2:18.511          | 46.426        | 43.995        | 48.090        |        | 11:48.390  | 5   | 1 | 2:03.524          | 41.459        | 39.096        | 42.969        |        | 10:30.818 |
| 6  | 1 | 2:17.745          | 46.372        | 43.796        | 47.577        |        | 14:06.135  | 6   | 1 | 2:04.817          | 42.070        | 38.526        | 44.221        |        | 12:35.635 |
| 7  | 1 | 2:19.298          | 46.843        | 44.979        | 47.476        |        | 16:25.433  | 7   | 1 | 2:01.277          | 40.876        | 37.549        | 42.852        |        | 14:36.912 |
| 8  | 1 | 2:16.562          | 47.674        | 42.216        | 46.672        |        | 18:41.995  | 8   | 1 | 4:25.970 <b>B</b> | 40.987        | 38.975        | 3:06.008      |        | 19:02.882 |
| 9  | 1 | 4:54.820 <b>B</b> | 44.193        | 42.746        | 3:27.881      |        | 23:36.815  | 9   | 1 | 2:09.742          | 49.459        | 37.826        | 42.457        |        | 21:12.624 |
| 10   | 1 | 2:21.755          | 53.123        | 42.110        | 46.522        |        | 25:58.570  | 10  | 1 | 2:01.797          | 41.661        | 37.989        | 42.147        |        | 23:14.421 |
| 11   | 1 | 2:16.560          | 47.028        | 43.099        | 46.433        |        | 28:15.130  | 11  | 1 | <b>2:01.225</b>   | 41.562        | 37.680        | <b>41.983</b> |        | 25:15.646 |
| 12   | 1 | 2:14.080          | 44.815        | 42.868        | 46.397        |        | 30:29.210  | 12  | 1 | 2:02.280          | 41.740        | 38.518        | 42.022        |        | 27:17.926 |
| 13   | 1 | 2:11.036          | 44.666        | 40.902        | 45.468        |        | 32:40.246  | 13  | 1 | 2:02.440          | <b>40.720</b> | 38.604        | 43.116        |        | 29:20.366 |
| 14   | 1 | <b>2:10.341</b>   | 44.468        | <b>40.453</b> | <b>45.420</b> |        | 34:50.587  | 14  | 1 | 2:06.609          | 41.417        | 40.793        | 44.399        |        | 31:26.975 |
| 15   | 1 | 2:10.666          | <b>43.876</b> | 41.127        | 45.663        |        | 37:01.253  | 15  | 1 | 2:04.505          | 42.158        | 38.891        | 43.456        |        | 33:31.480 |
| 16   | 1 | 2:12.145          | 44.675        | 41.370        | 46.100        |        | 39:13.398  | 16  | 1 | 2:05.496          | 42.515        | 39.354        | 43.627        |        | 35:36.976 |
| 17   | 1 | 2:14.367          | 45.700        | 42.859        | 45.808        |        | 41:27.765  | 17  | 1 | 2:01.848          | 41.354        | 38.286        | 42.208        |        | 37:38.824 |
| 18   | 1 | 2:13.452          | 45.157        | 42.606        | 45.689        |        | 43:41.217  | 18  | 1 | 2:01.682          | 41.797        | <b>37.430</b> | 42.455        |        | 39:40.506 |
| <b>103</b> Porsche 993 GT2 Evo 1999<br>1. Olivier PIQUET<br>GT2A |   |                   |               |               |               |        | <b>169</b> Aston Martin DBRS9 2010<br>1. Mr JOHN OF B<br>2. Soheil AYARI<br>GT2C |   |   |                   |               |               |               |        |           |
| 1  | 1 | 2:23.687          | 58.357        | 40.764        | 44.566        |        | 2:23.687   | 1   | 1 | 2:16.417          | 54.959        | 39.441        | 42.017        |        | 2:16.417  |
| 2  | 1 | 2:05.798          | 42.277        | 39.353        | 44.168        |        | 4:29.485   | 2   | 1 | 2:02.196          | 41.614        | 38.347        | 42.235        |        | 4:18.613  |
| 3  | 1 | 2:04.670          | 42.308        | 38.919        | 43.443        |        | 6:34.155   | 3   | 1 | 2:00.686          | 41.017        | 37.587        | 42.082        |        | 6:19.299  |
| 4  | 1 | 2:05.303          | 42.028        | 39.765        | 43.510        |        | 8:39.458   | 4   | 1 | 2:00.642          | 40.838        | 37.846        | 41.958        |        | 8:19.941  |
| 5  | 1 | <b>2:02.736</b>   | <b>40.855</b> | 38.963        | <b>42.918</b> |        | 10:42.194  | 5   | 1 | 2:00.799          | 40.832        | 37.632        | 42.335        |        | 10:20.740 |
| 6  | 1 | 2:03.911          | 41.445        | <b>38.661</b> | 43.805        |        | 12:46.105  | 6   | 1 | 2:00.356          | 40.847        | 37.810        | 41.699        |        | 12:21.096 |
| 7  | 1 | 2:07.545          | 44.165        | 40.227        | 43.153        |        | 14:53.650  | 7   | 1 | 2:29.917          | 41.491        | 1:06.013      | 42.413        |        | 14:51.013 |
| 8  | 1 | 2:06.336          | 43.674        | 39.117        | 43.545        |        | 16:59.986  | 8   | 1 | 4:42.846 <b>B</b> | 42.218        | 39.723        | 3:20.905      |        | 19:33.859 |
| 9  | 1 | 2:07.221          | 42.589        | 40.175        | 44.457        |        | 19:07.207  | 9   | 2 | 2:09.082          | 49.556        | 38.142        | 41.384        |        | 21:42.941 |
| 10   | 1 | 4:34.586 <b>B</b> | 42.558        | 39.624        | 3:12.404      |        | 23:41.793  |   |   |                   |               |               |               |        |           |
| 11   | 1 | 2:17.908          | 53.644        | 39.895        | 44.369        |        | 25:59.701  |   |   |                   |               |               |               |        |           |
| 12   | 1 | 2:08.816          | 43.078        | 40.534        | 45.204        |        | 28:08.517  |   |   |                   |               |               |               |        |           |
| 13   | 1 | 2:04.936          | 41.923        | 39.602        | 43.411        |        | 30:13.453  |   |   |                   |               |               |               |        |           |
| 14   | 1 | 2:04.521          | 41.954        | 39.099        | 43.468        |        | 32:17.974  |   |   |                   |               |               |               |        |           |
| 15   | 1 | 2:06.644          | 42.990        | 40.330        | 43.324        |        | 34:24.618  |   |   |                   |               |               |               |        |           |
| 16   | 1 | 2:06.068          | 42.626        | 39.183        | 44.259        |        | 36:30.686  |   |   |                   |               |               |               |        |           |
| 17   | 1 | 2:06.184          | 42.670        | 39.819        | 43.695        |        | 38:36.870  |   |   |                   |               |               |               |        |           |
| 18   | 1 | 2:09.290          | 42.946        | 40.580        | 45.764        |        | 40:46.160  |   |   |                   |               |               |               |        |           |



# ENDURANCE RACING LEGENDS

## MUGELLO CLASSIC

### RACE 1

### Sector Analysis

■ Personal Best ■ Session Best B Crossing the finish line in pit lane

| Lap | D | Time            | Sector 1      | Sector 2      | Sector 3      | T. Spd | Elapsed   | Lap | D | Time | Sector 1 | Sector 2 | Sector 3 | T. Spd | Elapsed |
|-----|---|-----------------|---------------|---------------|---------------|--------|-----------|-----|---|------|----------|----------|----------|--------|---------|
| 10  | 2 | 1:58.090        | 40.388        | 36.842        | 40.860        |        | 23:41.031 |     |   |      |          |          |          |        |         |
| 11  | 2 | 2:02.288        | 40.438        | 38.706        | 43.144        |        | 25:43.319 |     |   |      |          |          |          |        |         |
| 12  | 2 | 2:00.316        | 40.883        | 38.697        | 40.736        |        | 27:43.635 |     |   |      |          |          |          |        |         |
| 13  | 2 | 1:59.673        | 40.240        | <b>36.411</b> | 43.022        |        | 29:43.308 |     |   |      |          |          |          |        |         |
| 14  | 2 | 1:59.238        | <b>40.076</b> | 37.979        | 41.183        |        | 31:42.546 |     |   |      |          |          |          |        |         |
| 15  | 2 | <b>1:56.983</b> | 40.126        | 36.521        | <b>40.336</b> |        | 33:39.529 |     |   |      |          |          |          |        |         |
| 16  | 2 | 2:01.009        | 41.093        | 36.937        | 42.979        |        | 35:40.538 |     |   |      |          |          |          |        |         |
| 17  | 2 | 1:58.604        | 40.686        | 37.012        | 40.906        |        | 37:39.142 |     |   |      |          |          |          |        |         |
| 18  | 2 | 1:57.438        | 40.417        | 36.458        | 40.563        |        | 39:36.580 |     |   |      |          |          |          |        |         |
| 19  | 2 | 1:58.981        | 40.613        | 36.912        | 41.456        |        | 41:35.561 |     |   |      |          |          |          |        |         |
| 20  | 2 | 2:00.250        | 40.601        | 38.295        | 41.354        |        | 43:35.811 |     |   |      |          |          |          |        |         |

| 311 |   | Porsche 996 GT3-RSR 2003 |               |               |               |           |
|-----|---|--------------------------|---------------|---------------|---------------|-----------|
|     |   | 1.Hervé DELAUNAY         |               | GT2B          |               |           |
|     |   | 2.Amélie DELAUNAY        |               |               |               |           |
| 1   | 2 | 2:44.224                 | 1:06.144      | 46.785        | 51.295        | 2:44.224  |
| 2   | 2 | 2:26.886                 | 49.155        | 46.764        | 50.967        | 5:11.110  |
| 3   | 2 | 2:30.569                 | 48.773        | 49.836        | 51.960        | 7:41.679  |
| 4   | 2 | 2:28.461                 | 48.747        | 47.855        | 51.859        | 10:10.140 |
| 5   | 2 | 2:29.816                 | 48.959        | 49.250        | 51.607        | 12:39.956 |
| 6   | 2 | 2:29.448                 | 50.818        | 48.671        | 49.959        | 15:09.404 |
| 7   | 2 | 4:57.671 B               | 48.054        | 47.712        | 3:21.905      | 20:07.075 |
| 8   | 2 | 2:34.134                 | 55.643        | 47.202        | 51.289        | 22:41.209 |
| 9   | 2 | 2:21.610                 | 47.426        | 45.181        | 49.003        | 25:02.819 |
| 10  | 2 | 2:22.997                 | 47.441        | 46.190        | 49.366        | 27:25.816 |
| 11  | 2 | 2:21.490                 | 47.054        | 45.054        | 49.382        | 29:47.306 |
| 12  | 2 | 2:17.464                 | <b>45.632</b> | 44.090        | 47.742        | 32:04.770 |
| 13  | 2 | 2:18.638                 | 46.561        | 44.005        | 48.072        | 34:23.408 |
| 14  | 2 | <b>2:15.715</b>          | 46.110        | <b>42.726</b> | <b>46.879</b> | 36:39.123 |
| 15  | 2 | 2:16.920                 | 46.043        | 42.850        | 48.027        | 38:56.043 |
| 16  | 2 | 2:17.263                 | 46.038        | 43.633        | 47.592        | 41:13.306 |
| 17  | 2 | 2:19.059                 | 46.862        | 44.960        | 47.237        | 43:32.365 |

| 964 |   | Porsche 964 Bi-Turbo 1996 |               |               |               |           |
|-----|---|---------------------------|---------------|---------------|---------------|-----------|
|     |   | 1.Oren NATAF              |               | GT1A          |               |           |
|     |   | 2.Ekaterina NABOYCHENKO   |               |               |               |           |
| 1   | 1 | 2:48.053                  | 1:08.527      | 48.699        | 50.827        | 2:48.053  |
| 2   | 1 | 2:26.517                  | 50.181        | 46.376        | <b>49.960</b> | 5:14.570  |
| 3   | 1 | 2:35.543                  | 50.757        | 51.860        | 52.926        | 7:50.113  |
| 4   | 1 | 2:34.278                  | 52.007        | 48.794        | 53.477        | 10:24.391 |
| 5   | 1 | 2:32.897                  | 52.130        | 48.394        | 52.373        | 12:57.288 |
| 6   | 1 | 2:26.786                  | 49.940        | 46.474        | 50.372        | 15:24.074 |
| 7   | 1 | 2:31.561                  | 50.555        | 48.721        | 52.285        | 17:55.635 |
| 8   | 1 | 4:59.120 B                | 49.533        | 47.387        | 3:22.200      | 22:54.755 |
| 9   | 2 | 2:41.568                  | 1:00.681      | 48.942        | 51.945        | 25:36.323 |
| 10  | 2 | 2:39.852                  | 53.492        | 49.546        | 56.814        | 28:16.175 |
| 11  | 2 | 2:28.518                  | 50.869        | 46.702        | 50.947        | 30:44.693 |
| 12  | 2 | 2:28.924                  | 48.924        | 48.082        | 51.918        | 33:13.617 |
| 13  | 2 | 2:35.106                  | 53.332        | 51.771        | 50.003        | 35:48.723 |
| 14  | 2 | <b>2:25.183</b>           | 49.201        | <b>45.671</b> | 50.311        | 38:13.906 |
| 15  | 2 | 2:27.071                  | <b>47.310</b> | 47.358        | 52.403        | 40:40.977 |
| 16  | 2 | 2:35.362                  | 54.192        | 49.988        | 51.182        | 43:16.339 |