

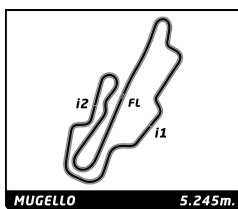
# ENDURANCE RACING LEGENDS

## MUGELLO CLASSIC

### QUALIFYING 2

#### Sector Analysis

|           |                             |                        |             |            |          | <span style="color: green;">■</span> Personal Best <span style="color: purple;">■</span> Session Best <span style="color: grey;">■</span> B Crossing the finish line in pit lane |         |       |           |           |           |          |          |        |           |          |  |
|-----------|-----------------------------|------------------------|-------------|------------|----------|--|---------|-------|-----------|-----------|-----------|----------|----------|--------|-----------|----------|--|
| Lap       | D                           | Time                   | Sector 1    | Sector 2   | Sector 3 | T. Spd   | Elapsed | Lap   | D         | Time      | Sector 1  | Sector 2 | Sector 3 | T. Spd | Elapsed   |          |  |
| <b>4</b>  | Riley & Scott MK III C 2002 |                        |             |            |          |  | LMP1B   | 5     | 2         | 2:06.668  | 42.074    | 40.355   | 44.239   | 252.3  | 16:46.229 |          |  |
|           | 1                           | Xavier MICHERON        |             |            |          |  |         |       |           |           |           |          |          |        |           |          |  |
|           | 6                           | 2                      | 2:07.262    | 42.205     | 40.764   | 44.293   |         | 254.1 | 18:53.491 |           |           |          |          |        |           |          |  |
|           | 7                           | 2                      | 2:05.400    | 41.817     | 39.542   | 44.041   |         | 256.5 | 20:58.891 |           |           |          |          |        |           |          |  |
|           | 8                           | 2                      | 2:05.394    | 42.125     | 39.205   | 44.064   |         | 255.9 | 23:04.285 |           |           |          |          |        |           |          |  |
|           | 9                           | 2                      | 5:16.327 B  | 44.911     | 43.553   | 3:47.863   |         | 255.3 | 28:20.612 |           |           |          |          |        |           |          |  |
|           | 10                          | 1                      | 2:28.155    | 56.385     | 44.052   | 47.718   |         | 135.2 | 30:48.767 |           |           |          |          |        |           |          |  |
|           | 11                          | 1                      | 2:13.533    | 44.468     | 41.478   | 47.587   |         | 246.0 | 33:02.300 |           |           |          |          |        |           |          |  |
|           | 12                          | 1                      | 2:15.356    | 44.445     | 42.390   | 48.521   |         | 248.8 | 35:17.656 |           |           |          |          |        |           |          |  |
|           | 13                          | 1                      | 2:15.136    | 44.818     | 43.784   | 46.534   |         | 248.8 | 37:32.792 |           |           |          |          |        |           |          |  |
|           | 14                          | 1                      | 2:12.944    | 44.427     | 42.202   | 46.315   |         | 248.8 | 39:45.736 |           |           |          |          |        |           |          |  |
|           | 15                          | 1                      | 2:13.124    | 44.570     | 42.401   | 46.153   |         | 248.8 | 41:58.860 |           |           |          |          |        |           |          |  |
|           | 16                          | 1                      | 2:11.668    | 44.085     | 41.536   | 46.047   |         | 250.0 | 44:10.528 |           |           |          |          |        |           |          |  |
|           | <b>14</b>                   | Maserati MC12 GT1 2005 |             |            |          |  |         | GT1B  | 1         | 1         | 2:15.605  | 55.610   | 37.758   | 42.237 | 183.7     | 2:15.605 |  |
|           |                             | 2                      | 1           | 1:51.115   | 38.155   | 34.435   |         |       | 38.525    | 274.1     | 4:06.720  |          |          |        |           |          |  |
|           |                             | 3                      | 1           | 1:50.545   | 37.419   | 34.925   |         |       | 38.201    | 277.6     | 5:57.265  |          |          |        |           |          |  |
|           |                             | 4                      | 1           | 6:04.553 B | 42.041   |  |         |       |           | 276.9     | 12:01.818 |          |          |        |           |          |  |
|           |                             | 5                      | 1           | 2:11.677   | 54.348   | 36.544   |         |       | 40.785    | 94.2      | 14:13.495 |          |          |        |           |          |  |
|           |                             | 6                      | 1           | 1:54.925   | 38.698   | 36.510   |         |       | 39.717    | 273.4     | 16:08.420 |          |          |        |           |          |  |
| 7         |                             | 1                      | 1:54.234    | 38.416     | 35.988   | 39.830   | 273.4   |       | 18:02.654 |           |           |          |          |        |           |          |  |
| 8         |                             | 1                      | 3:07.773 B  | 38.275     | 36.315   | 1:53.183   | 276.9   |       | 21:10.427 |           |           |          |          |        |           |          |  |
| 9         |                             | 1                      | 2:01.590    | 45.841     | 36.724   | 39.025   | 187.5   |       | 23:12.017 |           |           |          |          |        |           |          |  |
| 10        |                             | 1                      | 1:49.948    | 37.388     | 34.201   | 38.359   | 275.5   |       | 25:01.965 |           |           |          |          |        |           |          |  |
| 11        |                             | 1                      | 4:49.363 B  | 47.365     | 37.258   | 3:24.740   | 277.6   |       | 29:51.328 |           |           |          |          |        |           |          |  |
| 12        |                             | 2                      | 1:56.953    | 44.129     | 34.413   | 38.411   | 188.8   |       | 31:48.281 |           |           |          |          |        |           |          |  |
| 13        |                             | 2                      | 1:51.823    | 38.495     | 34.222   | 39.106   | 279.1   |       | 33:40.104 |           |           |          |          |        |           |          |  |
| 14        |                             | 2                      | 1:49.901    | 37.439     | 34.016   | 38.446   | 278.4   |       | 35:30.005 |           |           |          |          |        |           |          |  |
| 15        |                             | 2                      | 1:53.431    | 36.603     | 36.906   | 39.922   | 279.1   |       | 37:23.436 |           |           |          |          |        |           |          |  |
| 16        |                             | 2                      | 1:48.796    | 36.832     | 33.401   | 38.563   | 276.9   |       | 39:12.232 |           |           |          |          |        |           |          |  |
| 17        |                             | 2                      | 3:24.655 B  | 37.294     | 34.591   | 2:12.770   | 276.9   |       | 42:36.887 |           |           |          |          |        |           |          |  |
| 18        |                             | 1                      | 2:01.579    | 45.674     | 35.806   | 40.099   | 190.1   |       | 44:38.466 |           |           |          |          |        |           |          |  |
| <b>7</b>  | Bentley Speed 8 2003        |                        |             |            |          |  | LMP1B   | 1     | 1         | 15:08.753 | ...       | 36.848   | 39.312   | 153.2  | 15:08.753 |          |  |
|           | 2                           | 1                      | 1:51.615    | 37.676     | 35.669   | 38.270   |         | 279.1 | 17:00.368 |           |           |          |          |        |           |          |  |
|           | 3                           | 1                      | 2:01.395    | 36.680     | 39.183   | 45.532   |         | 281.2 | 19:01.763 |           |           |          |          |        |           |          |  |
|           | 4                           | 1                      | 1:51.885    | 36.873     | 34.525   | 40.487   |         | 281.2 | 20:53.648 |           |           |          |          |        |           |          |  |
|           | 5                           | 1                      | 1:57.212    | 36.702     | 41.207   | 39.303   |         | 282.0 | 22:50.860 |           |           |          |          |        |           |          |  |
|           | 6                           | 1                      | 1:53.547    | 37.315     | 36.356   | 39.876   |         | 282.0 | 24:44.407 |           |           |          |          |        |           |          |  |
|           | 7                           | 1                      | 1:56.976    | 39.734     | 36.206   | 41.036   |         | 236.8 | 26:41.383 |           |           |          |          |        |           |          |  |
| <b>8</b>  | Aston Martin DBR9 2006      |                        |             |            |          |  | GT1B    | 1     | 1         | 4:56.680  | 3:39.395  | 37.180   | 40.105   | 119.7  | 4:56.680  |          |  |
|           | 2                           | 1                      | 10:37.009 B | 38.381     | 36.568   | 9:22.060   |         | 260.9 | 15:33.689 |           |           |          |          |        |           |          |  |
|           | 3                           | 1                      | 2:09.815    | 53.120     | 36.765   | 39.930   |         | 126.6 | 17:43.504 |           |           |          |          |        |           |          |  |
|           | 4                           | 1                      | 1:53.892    | 38.276     | 35.494   | 40.122   |         | 270.7 | 19:37.396 |           |           |          |          |        |           |          |  |
|           | 5                           | 1                      | 1:54.231    | 38.823     | 35.618   | 39.790   |         | 273.4 | 21:31.627 |           |           |          |          |        |           |          |  |
|           | 6                           | 1                      | 1:54.963    | 38.228     | 35.736   | 40.999   |         | 270.0 | 23:26.590 |           |           |          |          |        |           |          |  |
| <b>9</b>  | Bentley Speed 8 2000        |                        |             |            |          |  | LMP1B   | 1     | 1         | 17:12.280 | ...       | 34.401   | 38.878   | 172.8  | 17:12.280 |          |  |
|           | 2                           | 1                      | 1:53.387    | 37.196     | 36.464   | 39.727   |         | 276.2 | 19:05.667 |           |           |          |          |        |           |          |  |
|           | 3                           | 1                      | 1:49.072    | 36.653     | 32.875   | 39.544   |         | 280.5 | 20:54.739 |           |           |          |          |        |           |          |  |
|           | 4                           | 1                      | 1:54.655    | 36.869     | 37.686   | 40.100   |         | 282.0 | 22:49.394 |           |           |          |          |        |           |          |  |
|           | 5                           | 1                      | 1:54.773    | 37.519     | 37.130   | 40.124   |         | 280.5 | 24:44.167 |           |           |          |          |        |           |          |  |
|           | 6                           | 1                      | 1:53.893    | 38.621     | 35.483   | 39.789   |         | 281.2 | 26:38.060 |           |           |          |          |        |           |          |  |
| <b>12</b> | Porsche 993 GT2 1996        |                        |             |            |          |  | GT2A    | 1     | 2         | 3:24.514  | 1:51.476  | 45.303   | 47.735   | 114.2  | 3:24.514  |          |  |
|           | 2                           | 2                      | 2:09.210    | 43.822     | 40.507   | 44.881   |         | 246.6 | 5:33.724  |           |           |          |          |        |           |          |  |
|           | 3                           | 2                      | 6:44.627 B  | 42.410     | 45.429   | 5:16.788   |         | 250.0 | 12:18.351 |           |           |          |          |        |           |          |  |
|           | 4                           | 2                      | 2:21.210    | 53.203     | 42.610   | 45.397   |         | 129.3 | 14:39.561 |           |           |          |          |        |           |          |  |
| <b>23</b> | Pescarolo C60 2005          |                        |             |            |          |  | LMP1B   | 1     | 1         | 2:25.281  | 1:11.108  | 36.366   | 37.807   | 135.0  | 2:25.281  |          |  |
|           | 2                           | 1                      | 1:51.613    | 36.605     | 34.542   | 40.466   |         | 280.5 | 4:16.894  |           |           |          |          |        |           |          |  |
|           | 3                           | 1                      | 1:48.287    | 36.081     | 34.577   | 37.629   |         | 282.7 | 6:05.181  |           |           |          |          |        |           |          |  |
|           | 4                           | 1                      | 6:48.883 B  | 39.098     |          |  |         | 283.5 | 12:54.064 |           |           |          |          |        |           |          |  |
|           | 5                           | 1                      | 2:09.590    | 46.689     | 32.647   | 50.254   |         | 195.7 | 15:03.654 |           |           |          |          |        |           |          |  |
|           | 6                           | 1                      | 1:46.387    | 37.132     | 32.101   | 37.154   |         | 283.5 | 16:50.041 |           |           |          |          |        |           |          |  |
|           | 7                           | 1                      | 1:52.243    | 37.329     | 38.088   | 36.826   |         | 286.5 | 18:42.284 |           |           |          |          |        |           |          |  |
|           | 8                           | 1                      | 1:54.352    | 39.173     | 36.016   | 39.163   |         | 288.0 | 20:36.636 |           |           |          |          |        |           |          |  |
|           | 9                           | 1                      | 1:51.332    | 37.228     | 34.311   | 39.793   |         | 285.7 | 22:27.968 |           |           |          |          |        |           |          |  |
|           | 10                          | 1                      | 1:46.436    | 36.005     | 33.587   | 36.844   |         | 285.0 | 24:14.404 |           |           |          |          |        |           |          |  |
|           | 11                          | 1                      | 1:46.245    | 36.338     | 32.590   | 37.317   |         | 285.0 | 26:00.649 |           |           |          |          |        |           |          |  |
|           | 12                          | 1                      | 10:37.530 B | 37.361     | 32.171   | 9:27.998   |         | 286.5 | 36:38.179 |           |           |          |          |        |           |          |  |
|           | 13                          | 1                      | 1:53.450    | 43.102     | 33.581   | 36.767   |         | 197.8 | 38:31.629 |           |           |          |          |        |           |          |  |
|           | 14                          | 1                      | 1:48.131    | 37.579     | 33.961   | 36.591   |         | 284.2 | 40:19.760 |           |           |          |          |        |           |          |  |
|           | 15                          | 1                      | 1:44.872    | 36.263     | 32.085   | 36.524   |         | 285.0 | 42:04.632 |           |           |          |          |        |           |          |  |
|           | 16                          | 1                      | 1:50.190    | 38.019     | 33.192   | 38.979   |         | 284.2 | 43:54.822 |           |           |          |          |        |           |          |  |
|           | 17                          | 1                      | 1:45.672    | 36.853     | 32.013   | 36.806   |         | 282.7 | 45:40.494 |           |           |          |          |        |           |          |  |
| <b>25</b> | Lola-MG EX257 2001          |                        |             |            |          |  | LMP2B   | 1     | 1         | 4:04.080  | 2:40.505  | 41.432   | 42.143   | 95.1   | 4:04.080  |          |  |

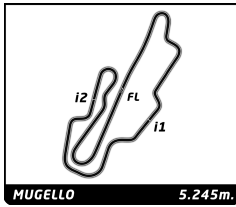


# ENDURANCE RACING LEGENDS MUGELLO CLASSIC QUALIFYING 2

## Sector Analysis

■ Personal Best 
 ■ Session Best 
 ■ Crossing the finish line in pit lane

| Lap   | D | Time   | Sector 1                                   | Sector 2                                   | Sector 3                                   | T. Spd | Elapsed   | Lap  | D   | Time  | Sector 1                                  | Sector 2                                  | Sector 3                                  | T. Spd | Elapsed   |
|---|---|--|--|--|--|--------|-----------|--|---|---|---|---|---|--------|-----------|
| 2   | 1 | 1:56.527                                     | 38.410                                     | 39.111                                     | 39.006                                     | 278.4  | 6:00.607  | 39   | <b>Lola B05/40 2005</b><br>1. Pierre-Loup BOCH <span style="float: right;">LMP2B</span>                               |   |   |   |   |        |           |
| 3   | 1 | 6:30.390 <span style="color: blue;">B</span> | 43.159                                     |  |  | 280.5  | 12:30.997 |  | 1   | 5:34.663                                      | 4:09.973                                  | 41.520                                    | 43.170                                    | 147.3  | 5:34.663  |
| 4   | 1 | 2:12.734                                     | 54.356                                     | 38.343                                     | 40.035                                     | 145.9  | 14:43.731 |  | 2   | 6:12.211 <span style="color: blue;">B</span>  | 43.681                                    | 45.099                                    | 4:43.431                                  | 222.7  | 11:46.874 |
| 5   | 1 | 1:55.846                                     | 38.475                                     | 37.519                                     | 39.852                                     | 280.5  | 16:39.577 |  | 3   | 2:33.636                                      | 1:10.452                                  | 41.479                                    | 41.705                                    | 75.4   | 14:20.510 |
| 6   | 1 | 1:56.201                                     | 40.124                                     | 37.120                                     | 38.957                                     | 282.7  | 18:35.778 |  | 4   | 1:59.667                                      | 41.922                                    | 36.930                                    | 40.815                                    | 262.1  | 16:20.177 |
| 7   | 1 | 1:50.762                                     | 38.464                                     | 34.201                                     | 38.097                                     | 275.5  | 20:26.540 |  | 5   | 1:59.667                                      | 41.922                                    | 36.930                                    | 40.815                                    | 262.1  | 16:20.177 |
| 8   | 1 | 1:51.693                                     | 37.783                                     | 35.552                                     | 38.358                                     | 282.7  | 22:18.233 |  | 6   | 1:59.667                                      | 41.922                                    | 36.930                                    | 40.815                                    | 262.1  | 16:20.177 |
| 9   | 1 | 1:52.789                                     | 37.281                                     | <span style="color: green;">34.086</span>  | 41.422                                     | 282.0  | 24:11.022 |  | 7   | 3:23.672 <span style="color: blue;">B</span>  | 41.696                                    | 43.244                                    | 1:58.732                                  | 258.4  | 19:43.849 |
| 10  | 1 | <span style="color: green;">1:49.335</span>  | 36.912                                     | 34.191                                     | 38.232                                     | 279.1  | 26:00.357 |  | 8   | 2:16.735                                      | 57.971                                    | 37.917                                    | 40.847                                    | 109.1  | 22:00.584 |
| 11  | 1 | 7:21.837 <span style="color: blue;">B</span> | 38.531                                     | 41.626                                     | 6:01.680                                   | 280.5  | 33:22.194 |  | 9   | 1:56.648                                      | 39.784                                    | 37.063                                    | 39.801                                    | 264.7  | 23:57.232 |
| 12  | 1 | 2:06.196                                     | 49.824                                     | 37.997                                     | 38.375                                     | 148.4  | 35:28.390 |  | 10  | 1:56.281                                      | 39.837                                    | 36.775                                    | 39.669                                    | 264.7  | 25:53.513 |
| 13  | 1 | 2:00.423                                     | <span style="color: green;">36.690</span>  | 40.426                                     | 43.307                                     | 279.8  | 37:28.813 |  | 11  | 1:54.926                                      | 39.184                                    | 35.258                                    | 40.484                                    | 264.7  | 27:48.439 |
| 14  | 1 | 1:52.319                                     | 37.197                                     | 36.973                                     | 38.149                                     | 277.6  | 39:21.132 |  | 12  | 1:54.287                                      | 39.275                                    | 35.098                                    | 39.914                                    | 262.8  | 29:42.726 |
| 15  | 1 | 1:49.508                                     | 36.973                                     | 35.017                                     | <span style="color: green;">37.518</span>  | 279.1  | 41:10.640 |  | 13  | 1:56.831                                      | 40.474                                    | 35.547                                    | 40.810                                    | 264.7  | 31:39.557 |
| <b>29</b> <b>Porsche 996 GT3-RSR 2006</b> <span style="float: right;">GT2C</span><br>1. Christian TRABER<br>2. Nicolas TRABER |   |  |  |  |  |        |           |  | <b>43</b> <b>Lotus Elise GT1 1997</b> <span style="float: right;">GT1A</span><br>1. Liam HEZEMANS<br>2. Mike HEZEMANS |   |   |   |   |        |           |
| 1   | 2 | 4:03.877                                     | 2:29.306                                   | 46.626                                     | 47.945                                     | 86.4   | 4:03.877  | 1  | 2   | 2:16.635                                      | 59.205                                    | 37.218                                    | 40.212                                    | 166.2  | 2:16.635  |
| 2   | 2 | <span style="color: green;">2:12.550</span>  | <span style="color: green;">45.711</span>  | <span style="color: green;">42.013</span>  | <span style="color: green;">44.826</span>  | 245.5  | 6:16.427  | 2  | 2   | 1:50.282                                      | 37.632                                    | 34.431                                    | 38.219                                    | 285.7  | 4:06.917  |
| 3   | 2 | 5:31.973 <span style="color: blue;">B</span> | 46.380                                     |  |  | 256.5  | 11:48.400 | 3  | 2   | 1:52.458                                      | 38.141                                    | 35.188                                    | 39.129                                    | 267.3  | 5:59.375  |
| <b>34</b> <b>Courage C60 2005</b> <span style="float: right;">LMP1B</span><br>1. David HART<br>2. Olivier HART                |   |  |  |  |  |        |           | 4  |   |   |   |   |   |        |           |
| 1   | 2 | 14:13.490                                    | ...  | 35.388                                     | 40.113                                     | 83.0   | 14:13.490 | 2  | 2   | 6:58.629 <span style="color: blue;">B</span>  | 40.670                                    |   |   | 286.5  | 12:58.004 |
| 2   | 2 | 1:47.490                                     | 36.171                                     | 32.310                                     | 39.009                                     | 276.2  | 16:00.980 | 5  | 2   | 2:06.220                                      | 47.702                                    | 37.104                                    | 41.414                                    | 178.8  | 15:04.224 |
| 3   | 2 | 1:50.475                                     | 39.583                                     | 33.519                                     | 37.373                                     | 280.5  | 17:51.455 | 6  | 2   | 1:50.680                                      | 38.518                                    | <span style="color: green;">34.010</span> | 38.152                                    | 287.2  | 16:54.904 |
| 4   | 2 | <span style="color: purple;">1:43.119</span> | 35.924                                     | <span style="color: purple;">30.617</span> | 36.578                                     | 280.5  | 19:34.574 | 7  | 2   | 1:53.651                                      | 38.212                                    | 36.605                                    | 38.834                                    | 285.7  | 18:48.555 |
| 5   | 2 | 1:44.505                                     | <span style="color: purple;">35.460</span> | 32.743                                     | <span style="color: purple;">36.302</span> | 281.2  | 21:19.079 | 8  | 2   | 1:55.668                                      | 39.615                                    | 36.230                                    | 39.823                                    | 288.0  | 20:44.223 |
| 6   | 2 | 5:14.181 <span style="color: blue;">B</span> | 37.415                                     | 36.837                                     | 3:59.929                                   | 281.2  | 26:33.260 | 9  | 2   | 1:50.725                                      | <span style="color: green;">37.606</span> | 35.048                                    | <span style="color: green;">38.071</span> | 289.5  | 22:34.948 |
| 7   | 1 | 2:00.528                                     | 45.926                                     | 36.543                                     | 38.059                                     | 186.9  | 28:33.788 | 10   | 2   | 4:42.354 <span style="color: blue;">B</span>  | 39.934                                    | 36.118                                    | 3:26.302                                  | 225.5  | 27:17.302 |
| 8   | 1 | 1:49.727                                     | 37.487                                     | 33.701                                     | 38.539                                     | 279.1  | 30:23.515 | 11   | 1   | 2:09.918                                      | 49.470                                    | 39.193                                    | 41.255                                    | 185.9  | 29:27.220 |
| 9   | 1 | 1:49.851                                     | 37.413                                     | 33.935                                     | 38.503                                     | 277.6  | 32:13.366 | 12   | 1   | 1:51.792                                      | 37.868                                    | 34.940                                    | 38.984                                    | 284.2  | 31:19.012 |
| 10  | 1 | 1:47.397                                     | 36.837                                     | 32.452                                     | 38.108                                     | 278.4  | 34:00.763 | 13   | 1   | 1:53.614                                      | 39.931                                    | 35.511                                    | 38.172                                    | 288.8  | 33:12.626 |
| 11  | 1 | 1:48.708                                     | 36.830                                     | 33.167                                     | 38.711                                     | 279.1  | 35:49.471 | 14   | 1   | 1:52.630                                      | 39.098                                    | 35.261                                    | 38.271                                    | 289.5  | 35:05.256 |
| 12  | 1 | 1:53.027                                     | 36.758                                     | 36.264                                     | 40.005                                     | 278.4  | 37:42.498 | 15   | 1   | 4:44.905 <span style="color: blue;">B</span>  | 38.106                                    | 37.527                                    | 3:29.272                                  | 290.3  | 39:50.161 |
| 13  | 1 | 1:49.235                                     | 37.978                                     | 33.792                                     | 37.465                                     | 276.9  | 39:31.733 | 16   | 1   | 2:02.510                                      | 46.629                                    | 35.889                                    | 39.992                                    | 196.7  | 41:52.671 |
| 14  | 1 | 1:47.562                                     | 37.318                                     | 32.462                                     | 37.782                                     | 278.4  | 41:19.295 | 17   | 1   | <span style="color: green;">1:50.267</span>   | 37.859                                    | 34.157                                    | 38.251                                    | 281.2  | 43:42.938 |
| 15  | 1 | 1:47.729                                     | 36.505                                     | 33.538                                     | 37.686                                     | 278.4  | 43:07.024 | <b>36</b> <b>Porsche 993 GT2 1997</b> <span style="float: right;">GT2A</span><br>1. Mark SUMPTER                             |   |   |   |   |   |        |           |
| 1   | 1 | 2:52.992                                     | 1:23.860                                   | 43.375                                     | 45.757                                     | 129.3  | 2:52.992  | 1  | 1   | 3:18.846                                      | 1:51.552                                  | 43.566                                    | 43.728                                    | 119.3  | 3:18.846  |
| 2   | 1 | 2:03.287                                     | 41.748                                     | 38.799                                     | 42.740                                     | 262.8  | 4:56.279  | 2  | 2   | 2:00.239                                      | 40.956                                    | 37.751                                    | 41.532                                    | 251.2  | 5:19.085  |
| 3   | 1 | 6:47.659 <span style="color: blue;">B</span> | 41.165                                     | 40.560                                     | 5:25.934                                   | 262.1  | 11:43.938 | 3  | 2   | 7:01.146 <span style="color: blue;">B</span>  | <span style="color: green;">40.383</span> | 38.430                                    | 5:42.333                                  | 252.3  | 12:20.231 |
| 4   | 1 | 2:34.355                                     | 59.647                                     | 47.102                                     | 47.606                                     | 123.9  | 14:18.293 | 4  | 1   | 17:00.672 <span style="color: blue;">B</span> | 1:20.681                                  |   |   | 111.6  | 29:20.903 |
| 5   | 1 | 2:16.650                                     | 46.104                                     | 42.613                                     | 47.933                                     | 265.4  | 16:34.943 | 5  | 1   | 2:17.743                                      | 55.573                                    | 39.663                                    | 42.507                                    | 133.3  | 31:38.646 |
| 6   | 1 | 2:02.920                                     | 41.881                                     | 38.355                                     | 42.684                                     | 264.7  | 18:37.863 | 6  | 1   | 2:01.933                                      | 40.762                                    | 39.390                                    | 41.781                                    | 250.6  | 33:40.579 |
| 7   | 1 | 4:00.195 <span style="color: blue;">B</span> | 41.746                                     | 45.738                                     | 2:32.711                                   | 264.7  | 22:38.058 | 7  | 1   | 2:03.468                                      | 40.984                                    | 40.610                                    | 41.874                                    | 253.5  | 35:44.047 |
| 8   | 1 | 2:22.203                                     | 57.626                                     | 40.250                                     | 44.327                                     | 120.1  | 25:00.261 | 8  | 1   | 2:09.642                                      | 40.692                                    | 39.531                                    | 49.419                                    | 251.7  | 37:53.689 |
| 9   | 1 | 2:04.232                                     | 40.558                                     | 40.190                                     | 43.484                                     | 265.4  | 27:04.493 | 9  | 1   | 1:59.814                                      | 40.948                                    | 37.531                                    | <span style="color: green;">41.335</span> | 247.1  | 39:53.503 |
| 10  | 1 | <span style="color: green;">1:59.621</span>  | 40.124                                     | 37.965                                     | <span style="color: green;">41.532</span>  | 264.1  | 29:04.114 | 10   | 1   | <span style="color: green;">1:59.387</span>   | 40.504                                    | <span style="color: green;">37.407</span> | 41.476                                    | 252.9  | 41:52.890 |
| 11  | 1 | 1:59.949                                     | <span style="color: green;">40.099</span>  | 38.045                                     | 41.805                                     | 265.4  | 31:04.063 | <b>44</b> <b>Lucchini SR02 2004</b> <span style="float: right;">LMP2B</span><br>1. Gianluigi CANDIANI<br>2. Frédéric ROUVIER |   |   |   |   |   |        |           |
| 12  | 1 | 2:00.452                                     | 40.874                                     | <span style="color: green;">37.417</span>  | 42.161                                     | 235.3  | 33:04.515 | 1  | 2   | 3:18.846                                      | 1:51.552                                  | 43.566                                    | 43.728                                    | 119.3  | 3:18.846  |
| 13  | 1 | 3:56.137 <span style="color: blue;">B</span> | 49.125                                     | 46.163                                     | 2:20.849                                   | 241.6  | 37:00.652 | 2  | 2   | 2:00.239                                      | 40.956                                    | 37.751                                    | 41.532                                    | 251.2  | 5:19.085  |
| 14  | 1 | 3:43.273 <span style="color: blue;">B</span> | 51.079                                     | 38.509                                     | 2:13.685                                   | 158.6  | 40:43.925 | 3  | 2   | 7:01.146 <span style="color: blue;">B</span>  | <span style="color: green;">40.383</span> | 38.430                                    | 5:42.333                                  | 252.3  | 12:20.231 |
| 15  | 1 | 2:12.886                                     | 49.852                                     | 38.054                                     | 44.980                                     | 172.0  | 42:56.811 | 4  | 1   | 17:00.672 <span style="color: blue;">B</span> | 1:20.681                                  |   |   | 111.6  | 29:20.903 |
| 16  | 1 | 2:03.065                                     | 40.351                                     | 39.417                                     | 43.297                                     | 263.4  | 44:59.876 | 5  | 1   | 2:17.743                                      | 55.573                                    | 39.663                                    | 42.507                                    | 133.3  | 31:38.646 |
|   |   |  |  |  |  |        |           | <b>45</b> <b>Lola-MG EX257 2002</b> <span style="float: right;">LMP2B</span><br>1. Lionel BOCH                               |   |   |   |   |   |        |           |
|   |   |  |  |  |  |        |           | 1  | 1   | 4:08.797                                      | 2:42.179                                  | 42.871                                    | 43.747                                    | 97.1   | 4:08.797  |

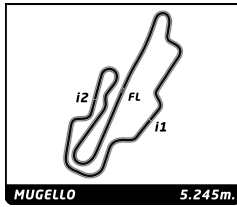


# ENDURANCE RACING LEGENDS MUGELLO CLASSIC QUALIFYING 2

## Sector Analysis

Personal Best Session Best B Crossing the finish line in pit lane

| Lap  | D | Time       | Sector 1 | Sector 2 | Sector 3 | T. Spd | Elapsed   | Lap  | D  | Time       | Sector 1   | Sector 2 | Sector 3 | T. Spd   | Elapsed   |           |
|--|---|------------|----------|----------|----------|--------|-----------|--|--|------------|------------|----------|----------|----------|-----------|-----------|
| 2  | 1 | 2:01.254   | 41.399   | 39.251   | 40.604   | 264.1  | 6:10.051  | <b>50</b> Porsche 996 RSR TT 2006<br>1. Michael FÖVÉNY GT1B<br>2. Stefan ROITMAYER | 1  | 2          | 2:37.577   | 1:17.692 | 38.808   | 41.077   | 101.2     | 2:37.577  |
| 3  | 1 | 6:22.629 B | 42.915   |          |          | 268.7  | 12:32.680 |  | 2  | 2          | 1:54.385   | 39.241   | 35.771   | 39.373   | 272.0     | 4:31.962  |
| 4  | 1 | 2:14.813   | 55.971   | 38.299   | 40.543   | 128.0  | 14:47.493 |  | 3  | 2          | 1:53.492   | 38.766   | 35.429   | 39.297   | 275.5     | 6:25.454  |
| 5  | 1 | 1:58.298   | 40.642   | 37.111   | 40.545   | 268.0  | 16:45.791 |  | 4  | 2          | 5:46.089 B | 44.509   |          |          | 272.7     | 12:11.543 |
| 6  | 1 | 2:00.612   | 41.442   | 39.690   | 39.480   | 243.8  | 18:46.403 |  | 5  | 2          | 2:17.106   | 57.670   | 39.055   | 40.381   | 127.1     | 14:28.649 |
| 7  | 1 | 2:00.632   | 41.665   | 38.642   | 40.325   | 268.7  | 20:47.035 |  | 6  | 2          | 1:57.919   | 39.821   | 38.646   | 39.452   | 272.0     | 16:26.568 |
| 8  | 1 | 1:57.142   | 40.273   | 36.549   | 40.320   | 255.9  | 22:44.177 |  | 7  | 2          | 1:57.584   | 38.310   | 37.672   | 41.602   | 272.7     | 18:24.152 |
| 9  | 1 | 1:59.286   | 40.137   | 38.358   | 40.791   | 273.4  | 24:43.463 |  | 8  | 2          | 1:55.592   | 38.407   | 37.027   | 40.158   | 275.5     | 20:19.744 |
| 10   | 1 | 1:57.634   | 40.409   | 36.191   | 41.034   | 263.4  | 26:41.097 |  | 9  | 2          | 1:55.460   | 39.356   | 36.171   | 39.933   | 276.9     | 22:15.204 |
| 11   | 1 | 1:57.633   | 40.339   | 36.553   | 40.741   | 264.1  | 28:38.730 |  | 10   | 2          | 4:48.316 B | 42.976   | 45.064   | 3:20.276 | 274.1     | 27:03.520 |
| 12   | 1 | 1:56.431   | 40.046   | 36.648   | 39.737   | 272.0  | 30:35.161 |  | 11   | 1          | 2:35.282   | 1:01.557 | 46.377   | 47.348   | 113.2     | 29:38.802 |
| 13   | 1 | 1:56.393   | 39.772   | 36.586   | 40.035   | 269.3  | 32:31.554 |  | 12   | 1          | 2:17.483   | 47.256   | 43.213   | 47.014   | 254.1     | 31:56.285 |
| 14   | 1 | 1:56.589   | 39.643   | 36.821   | 40.125   | 279.1  | 34:28.143 |  | 13   | 1          | 2:15.254   | 44.529   | 44.674   | 46.051   | 253.5     | 34:11.539 |
| 15   | 1 | 1:57.180   | 39.540   | 36.348   | 41.292   | 278.4  | 36:25.323 |  | 14   | 1          | 2:17.404   | 44.390   | 45.770   | 47.244   | 265.4     | 36:28.943 |
| 16   | 1 | 1:56.773   | 39.770   | 36.777   | 40.226   | 279.1  | 38:22.096 |  | 15   | 1          | 2:17.894   | 45.735   | 44.700   | 47.459   | 250.6     | 38:46.837 |
| 17   | 1 | 1:57.516   | 40.543   | 36.783   | 40.190   | 268.0  | 40:19.612 |  | 16   | 1          | 2:15.079   | 44.792   | 43.972   | 46.315   | 254.1     | 41:01.916 |
| 18   | 1 | 1:56.365   | 39.697   | 36.701   | 39.967   | 259.0  | 42:15.977 |  | 17   | 1          | 2:18.278   | 47.139   | 43.748   | 47.391   | 251.7     | 43:20.194 |
| 19   | 1 | 1:55.250   | 39.502   | 35.885   | 39.863   | 266.7  | 44:11.227 |  |  |            |            |          |          |          |           |           |
| <b>46</b> Maserati MC12 GT1 2005<br>1. Joe MACARI GT1B<br>2. Marco ZANASI          |   |            |          |          |          |        |           |  | <b>53</b> Aston Martin DBR9 2006<br>1. Richard MEINS GT1B<br>2. Andrew BENTLEY |            |            |          |          |          |           |           |
| 1  | 1 | 2:18.515   | 58.752   | 38.764   | 40.999   | 153.8  | 2:18.515  | 1  | 2  | 2:29.533   | 1:08.990   | 38.380   | 42.163   | 125.0    | 2:29.533  |           |
| 2  | 1 | 2:03.565   | 40.914   | 36.669   | 45.982   | 261.5  | 4:22.080  | 2  | 2  | 1:58.703   | 40.490     | 37.377   | 40.838   | 268.7    | 4:28.238  |           |
| 3  | 1 | 1:59.846   | 40.138   | 37.471   | 42.237   | 268.7  | 6:21.926  |  |  |            |            |          |          |          |           |           |
| 4  | 1 | 5:48.105 B | 43.396   |          |          | 274.1  | 12:10.031 | <b>54</b> BMW M3 E46 GTR 2001<br>1. Steven OSBORNE GT2B                            |  |            |            |          |          |          |           |           |
| 5  | 2 | 2:14.438   | 53.177   | 38.376   | 42.885   | 114.2  | 14:24.469 | 1  | 1  | 2:56.116   | 1:30.059   | 41.264   | 44.793   | 97.4     | 2:56.116  |           |
| 6  | 2 | 1:58.729   | 40.030   | 37.763   | 40.936   | 272.7  | 16:23.198 | 2  | 1  | 2:09.009   | 44.219     | 40.184   | 44.606   | 248.8    | 5:05.125  |           |
| 7  | 2 | 2:00.269   | 39.436   | 39.619   | 41.214   | 274.1  | 18:23.467 | 3  | 1  | 7:08.882 B | 42.419     | 40.286   | 5:46.177 | 249.4    | 12:14.007 |           |
| 8  | 2 | 1:51.568 B | 38.242   | 37.303   | 2:56.023 | 275.5  | 22:35.035 | 4  | 1  | 2:19.191   | 53.405     | 41.607   | 44.179   | 130.3    | 14:33.198 |           |
| 9  | 2 | 2:20.136   | 55.975   | 39.958   | 44.203   | 121.8  | 24:55.171 | 5  | 1  | 5:49.334 B | 43.383     | 40.059   | 4:25.892 | 225.5    | 20:22.532 |           |
| 10   | 2 | 2:03.480   | 40.231   | 42.069   | 41.180   | 276.2  | 26:58.651 | 6  | 1  | 2:18.479   | 54.924     | 39.644   | 43.911   | 127.4    | 22:41.011 |           |
| 11   | 2 | 1:55.027   | 38.985   | 34.719   | 41.323   | 275.5  | 28:53.678 | 7  | 1  | 2:08.883   | 44.004     | 41.006   | 43.873   | 227.4    | 24:49.894 |           |
| 12   | 2 | 1:51.113   | 38.050   | 34.259   | 38.804   | 275.5  | 30:44.791 | 8  | 1  | 2:06.231   | 41.930     | 39.596   | 44.705   | 246.6    | 26:56.125 |           |
| 13   | 2 | 2:00.028   | 42.464   | 38.081   | 39.483   | 278.4  | 32:44.819 | 9  | 1  | 2:05.050   | 42.070     | 39.475   | 43.505   | 251.2    | 29:01.175 |           |
| 14   | 2 | 1:51.569   | 37.720   | 34.624   | 39.225   | 276.9  | 34:36.388 | 10   | 1  | 2:05.037   | 41.597     | 39.756   | 43.684   | 251.2    | 31:06.212 |           |
| 15   | 2 | 1:51.311   | 37.550   | 34.118   | 39.643   | 276.9  | 36:27.699 | 11   | 1  | 7:18.765 B | 42.039     | 39.302   | 5:57.424 | 235.3    | 38:24.977 |           |
| 16   | 2 | 3:59.576 B | 41.619   | 38.403   | 2:39.554 | 233.3  | 40:27.275 | 12   | 1  | 2:16.418   | 52.673     | 39.722   | 44.023   | 143.4    | 40:41.395 |           |
| 17   | 1 | 2:13.169   | 49.345   | 40.075   | 43.749   | 158.4  | 42:40.444 | 13   | 1  | 2:03.470   | 41.426     | 38.616   | 43.428   | 243.2    | 42:44.865 |           |
| 18   | 1 | 1:55.993   | 40.542   | 35.616   | 39.835   | 260.2  | 44:36.437 |  |  |            |            |          |          |          |           |           |
| <b>47</b> Maserati MC12 GT1 2005<br>1. Ivan VERCOUTERE GT1B<br>2. Alexander MÜLLER |   |            |          |          |          |        |           | <b>56</b> Porsche 993 GT2 1996<br>1. Kyle TILLEY INV                               |  |            |            |          |          |          |           |           |
| 1  | 2 | 2:18.582   | 1:03.615 | 35.234   | 39.733   | 132.5  | 2:18.582  | 1  | 1  | 3:29.177   | 1:53.570   | 47.373   | 48.234   | 129.5    | 3:29.177  |           |
| 2  | 2 | 1:55.317   | 37.953   | 33.929   | 43.435   | 275.5  | 4:13.899  | 2  | 1  | 2:12.749   | 45.643     | 41.662   | 45.444   | 211.8    | 5:41.926  |           |
| 3  | 2 | 1:51.311   | 36.887   | 36.452   | 37.972   | 274.8  | 6:05.210  | 3  | 1  | 7:47.097 B | 45.871     | 48.502   | 6:12.724 | 216.0    | 13:29.023 |           |
| 4  | 2 | 8:21.759 B | 40.387   |          |          | 275.5  | 14:26.969 | 4  | 1  | 2:26.336   | 57.077     | 45.106   | 44.153   | 131.7    | 15:55.359 |           |
| 5  | 1 | 2:18.064   | 58.105   | 37.876   | 42.083   | 146.3  | 16:45.033 | 5  | 1  | 2:06.332   | 43.009     | 40.483   | 42.840   | 267.3    | 18:01.691 |           |
| 6  | 1 | 2:01.214   | 41.518   | 38.779   | 40.917   | 272.0  | 18:46.247 | 6  | 1  | 2:03.768   | 42.441     | 38.635   | 42.692   | 259.6    | 20:05.459 |           |
| 7  | 1 | 2:00.523   | 40.615   | 38.912   | 40.996   | 275.5  | 20:46.770 | 7  | 1  | 2:03.194   | 41.881     | 38.737   | 42.576   | 272.0    | 22:08.653 |           |
| 8  | 1 | 1:55.336   | 39.522   | 35.999   | 39.815   | 274.8  | 22:42.106 | 8  | 1  | 2:03.068   | 41.939     | 38.380   | 42.749   | 271.4    | 24:11.721 |           |
| 9  | 1 | 2:00.510   | 41.459   | 38.704   | 40.347   | 253.5  | 24:42.616 | 9  | 1  | 7:43.353 B | 43.834     | 42.040   | 6:17.479 | 231.8    | 31:55.074 |           |
| 10   | 1 | 1:57.278   | 39.453   | 35.937   | 41.888   | 274.1  | 26:39.894 | <b>58</b> Dallara SP1 2002<br>1. Gregor FISKEN LMP1B                               |  |            |            |          |          |          |           |           |
| 11   | 1 | 1:57.652   | 39.032   | 38.012   | 40.608   | 275.5  | 28:37.546 | 1  | 1  | 4:22.066   | 3:01.411   | 38.361   | 42.294   | 97.3     | 4:22.066  |           |
| 12   | 1 | 1:56.164   | 39.924   | 36.476   | 39.764   | 274.8  | 30:33.710 |  |  |            |            |          |          |          |           |           |
| 13   | 1 | 1:55.755   | 39.169   | 36.474   | 40.112   | 276.2  | 32:29.465 |  |  |            |            |          |          |          |           |           |
| 14   | 1 | 7:05.287 B | 39.010   | 36.181   | 5:50.096 | 276.2  | 39:34.752 |  |  |            |            |          |          |          |           |           |
| 15   | 2 | 2:53.808 B | 44.730   | 35.610   | 1:33.468 | 191.8  | 42:28.560 |  |  |            |            |          |          |          |           |           |

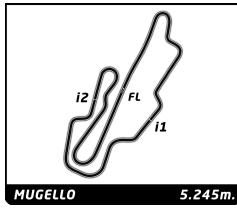


# ENDURANCE RACING LEGENDS MUGELLO CLASSIC QUALIFYING 2

## Sector Analysis

■ Personal Best 
 ■ Session Best 
 ■ Crossing the finish line in pit lane

| Lap   | D | Time       | Sector 1 | Sector 2 | Sector 3 | T. Spd | Elapsed   | Lap | D | Time | Sector 1 | Sector 2 | Sector 3 | T. Spd | Elapsed |
|---|---|------------|----------|----------|----------|--------|-----------|-----|---|------|----------|----------|----------|--------|---------|
| <b>59</b> Porsche 993 GT2 Evo 1999<br>1. Rémi TERRAIL GT2A                              |   |            |          |          |          |        |           |     |   |      |          |          |          |        |         |
| 1   | 1 | 5:08.277   | 3:22.119 | 53.675   | 52.483   | 92.7   | 5:08.277  |     |   |      |          |          |          |        |         |
| 2   | 1 | 7:29.738 B | 44.035   | 40.212   | 6:05.491 | 250.0  | 12:38.015 |     |   |      |          |          |          |        |         |
| 3   | 1 | 2:21.989   | 56.872   | 40.497   | 44.620   | 131.1  | 15:00.004 |     |   |      |          |          |          |        |         |
| 4   | 1 | 2:04.993   | 43.528   | 38.467   | 42.998   | 252.9  | 17:04.997 |     |   |      |          |          |          |        |         |
| 5   | 1 | 2:03.899   | 41.706   | 38.827   | 43.366   | 254.1  | 19:08.896 |     |   |      |          |          |          |        |         |
| 6   | 1 | 2:01.476   | 40.766   | 37.775   | 42.935   | 254.7  | 21:10.372 |     |   |      |          |          |          |        |         |
| 7   | 1 | 2:02.095   | 41.281   | 37.628   | 44.186   | 251.7  | 23:13.467 |     |   |      |          |          |          |        |         |
| 8   | 1 | 2:01.516   | 40.698   | 38.316   | 42.502   | 253.5  | 25:14.983 |     |   |      |          |          |          |        |         |
| 9   | 1 | 2:00.117   | 40.942   | 37.034   | 42.141   | 252.9  | 27:15.100 |     |   |      |          |          |          |        |         |
| 10  | 1 | 2:01.260   | 41.018   | 37.795   | 42.447   | 254.1  | 29:16.360 |     |   |      |          |          |          |        |         |
| 11  | 1 | 1:59.335   | 40.393   | 37.030   | 41.912   | 252.3  | 31:15.695 |     |   |      |          |          |          |        |         |
| <b>74</b> Renault 01Q 2000<br>1. Josserand DE MURARD LMP1B                              |   |            |          |          |          |        |           |     |   |      |          |          |          |        |         |
| 1   | 1 | 16:00.825  | ...      | 46.848   | 48.525   | 121.1  | 16:00.825 |     |   |      |          |          |          |        |         |
| 2   | 1 | 2:07.375   | 44.129   | 39.381   | 43.865   | 203.0  | 18:08.200 |     |   |      |          |          |          |        |         |
| 3   | 1 | 2:04.962   | 42.273   | 39.665   | 43.024   | 217.3  | 20:13.162 |     |   |      |          |          |          |        |         |
| 4   | 1 | 1:59.075   | 40.653   | 36.695   | 41.727   | 229.8  | 22:12.237 |     |   |      |          |          |          |        |         |
| 5   | 1 | 3:59.634 B | 40.689   | 36.479   | 2:42.466 | 222.7  | 26:11.871 |     |   |      |          |          |          |        |         |
| 6   | 1 | 2:07.632   | 49.024   | 36.562   | 42.046   | 139.7  | 28:19.503 |     |   |      |          |          |          |        |         |
| 7   | 1 | 1:59.434   | 40.349   | 36.751   | 42.334   | 242.2  | 30:18.937 |     |   |      |          |          |          |        |         |
| 8   | 1 | 2:00.647   | 39.386   | 37.974   | 43.287   | 244.9  | 32:19.584 |     |   |      |          |          |          |        |         |
| 9   | 1 | 1:58.095   | 40.675   | 35.579   | 41.841   | 247.1  | 34:17.679 |     |   |      |          |          |          |        |         |
| 10  | 1 | 1:57.169   | 39.749   | 35.719   | 41.701   | 260.2  | 36:14.848 |     |   |      |          |          |          |        |         |
| 11  | 1 | 1:56.846   | 39.204   | 36.066   | 41.576   | 254.1  | 38:11.694 |     |   |      |          |          |          |        |         |
| 12  | 1 | 1:58.286   | 40.149   | 35.662   | 42.475   | 241.6  | 40:09.980 |     |   |      |          |          |          |        |         |
| 13  | 1 | 1:56.946   | 40.114   | 35.339   | 41.493   | 250.6  | 42:06.926 |     |   |      |          |          |          |        |         |
| <b>75</b> Porsche 997 GT3 RSR 2009<br>1. Lee MAXTED-PAGE GT2C                           |   |            |          |          |          |        |           |     |   |      |          |          |          |        |         |
| 1   | 1 | 2:54.525   | 1:26.434 | 43.839   | 44.252   | 110.7  | 2:54.525  |     |   |      |          |          |          |        |         |
| 2   | 1 | 2:02.346   | 41.303   | 38.935   | 42.108   | 250.6  | 4:56.871  |     |   |      |          |          |          |        |         |
| 3   | 1 | 6:23.555 B | 41.411   | 40.196   | 5:01.948 | 252.3  | 11:20.426 |     |   |      |          |          |          |        |         |
| 4   | 1 | 2:43.102   | 1:19.334 | 39.865   | 43.903   | 138.1  | 14:03.528 |     |   |      |          |          |          |        |         |
| 5   | 1 | 2:06.206   | 41.699   | 40.039   | 44.468   | 251.2  | 16:09.734 |     |   |      |          |          |          |        |         |
| 6   | 1 | 2:05.989   | 42.879   | 38.901   | 44.209   | 220.4  | 18:15.723 |     |   |      |          |          |          |        |         |
| 7   | 1 | 2:01.453   | 41.136   | 37.664   | 42.653   | 251.7  | 20:17.176 |     |   |      |          |          |          |        |         |
| 8   | 1 | 2:01.740   | 41.768   | 38.480   | 41.492   | 254.7  | 22:18.916 |     |   |      |          |          |          |        |         |
| 9   | 1 | 2:01.221   | 40.648   | 38.015   | 42.558   | 254.1  | 24:20.137 |     |   |      |          |          |          |        |         |
| 10  | 1 | 1:59.945   | 40.825   | 37.106   | 42.014   | 252.9  | 26:20.082 |     |   |      |          |          |          |        |         |
| 11  | 1 | 2:07.774   | 43.921   | 40.827   | 43.026   | 252.9  | 28:27.856 |     |   |      |          |          |          |        |         |
| 12  | 1 | 2:00.178   | 40.628   | 37.921   | 41.629   | 250.6  | 30:28.034 |     |   |      |          |          |          |        |         |
| 13  | 1 | 6:43.823 B | 40.846   | 37.834   | 5:25.143 | 253.5  | 37:11.857 |     |   |      |          |          |          |        |         |
| 14  | 1 | 2:17.209   | 52.711   | 41.578   | 42.920   | 158.8  | 39:29.066 |     |   |      |          |          |          |        |         |
| 15  | 1 | 2:01.036   | 41.303   | 37.471   | 42.262   | 251.2  | 41:30.102 |     |   |      |          |          |          |        |         |
| 16  | 1 | 2:00.139   | 40.873   | 37.439   | 41.827   | 252.3  | 43:30.241 |     |   |      |          |          |          |        |         |
| 17  | 1 | 2:00.519   | 40.946   | 37.765   | 41.808   | 251.2  | 45:30.760 |     |   |      |          |          |          |        |         |
| <b>76</b> Porsche 996 GT3-RS 2005<br>1. Jean-Lou RIHON<br>2. Nick PADMORE GT2C          |   |            |          |          |          |        |           |     |   |      |          |          |          |        |         |
| 1   | 1 | 5:09.681 B | 2:18.783 | 49.498   | 2:01.400 | 80.0   | 5:09.681  |     |   |      |          |          |          |        |         |
| 2   | 1 | 6:58.677 B | 55.880   | 42.150   | 5:20.647 | 133.3  | 12:08.358 |     |   |      |          |          |          |        |         |
| 3   | 1 | 2:20.370   | 55.776   | 40.360   | 44.234   | 95.7   | 14:28.728 |     |   |      |          |          |          |        |         |
| 4   | 1 | 2:05.791   | 42.444   | 39.589   | 43.758   | 248.8  | 16:34.519 |     |   |      |          |          |          |        |         |
| 5   | 1 | 2:05.225   | 42.779   | 39.349   | 43.097   | 259.6  | 18:39.744 |     |   |      |          |          |          |        |         |
| 6   | 1 | 2:06.310   | 41.595   | 41.334   | 43.381   | 260.9  | 20:46.054 |     |   |      |          |          |          |        |         |
| 7   | 1 | 2:07.010   | 42.901   | 39.988   | 44.121   | 257.8  | 22:53.064 |     |   |      |          |          |          |        |         |
| 8   | 1 | 2:04.272   | 41.322   | 40.559   | 42.391   | 259.0  | 24:57.336 |     |   |      |          |          |          |        |         |
| 9   | 1 | 4:35.852 B | 42.725   | 39.394   | 3:13.733 | 255.3  | 29:33.188 |     |   |      |          |          |          |        |         |
| <b>63</b> Chevrolet Corvette C6 ZR1 2010<br>1. John EMBERSON<br>2. Nigel GREENSALL GT2C |   |            |          |          |          |        |           |     |   |      |          |          |          |        |         |
| 1   | 1 | 3:03.580   | 1:35.954 | 42.733   | 44.893   | 94.7   | 3:03.580  |     |   |      |          |          |          |        |         |
| 2   | 1 | 3:33.521 B | 43.715   | 39.602   | 2:10.204 | 238.9  | 6:37.101  |     |   |      |          |          |          |        |         |
| 3   | 1 | 5:19.325 B | 1:07.390 |          |          | 90.0   | 11:56.426 |     |   |      |          |          |          |        |         |
| 4   | 1 | 2:29.303   | 1:01.669 | 42.585   | 45.049   | 81.3   | 14:25.729 |     |   |      |          |          |          |        |         |
| 5   | 1 | 2:06.292   | 42.433   | 40.015   | 43.844   | 244.9  | 16:32.021 |     |   |      |          |          |          |        |         |
| 6   | 1 | 2:02.373   | 42.085   | 38.088   | 42.200   | 248.3  | 18:34.394 |     |   |      |          |          |          |        |         |
| 7   | 1 | 2:05.089   | 43.658   | 38.197   | 43.234   | 242.2  | 20:39.483 |     |   |      |          |          |          |        |         |
| 8   | 1 | 2:01.682   | 41.430   | 38.158   | 42.094   | 252.3  | 22:41.165 |     |   |      |          |          |          |        |         |
| 9   | 1 | 2:05.322   | 41.726   | 40.082   | 43.514   | 246.0  | 24:46.487 |     |   |      |          |          |          |        |         |
| 10  | 1 | 2:02.992   | 41.649   | 39.036   | 42.307   | 249.4  | 26:49.479 |     |   |      |          |          |          |        |         |
| 11  | 1 | 2:04.804   | 42.137   | 37.686   | 44.981   | 229.8  | 28:54.283 |     |   |      |          |          |          |        |         |
| 12  | 1 | 2:02.128   | 41.227   | 38.043   | 42.858   | 247.7  | 30:56.411 |     |   |      |          |          |          |        |         |
| 13  | 1 | 2:02.095   | 41.384   | 37.355   | 43.356   | 248.3  | 32:58.506 |     |   |      |          |          |          |        |         |
| 14  | 1 | 2:00.855   | 40.940   | 37.513   | 42.402   | 250.6  | 34:59.361 |     |   |      |          |          |          |        |         |
| 15  | 1 | 3:49.837 B | 41.446   | 43.231   | 2:25.160 | 248.8  | 38:49.198 |     |   |      |          |          |          |        |         |
| 16  | 1 | 2:13.370   | 52.925   | 37.752   | 42.693   | 127.1  | 41:02.568 |     |   |      |          |          |          |        |         |
| 17  | 1 | 2:04.051   | 42.686   | 39.117   | 42.248   | 247.7  | 43:06.619 |     |   |      |          |          |          |        |         |
| 18  | 1 | 2:05.948   | 41.074   | 38.487   | 46.387   | 248.3  | 45:12.567 |     |   |      |          |          |          |        |         |
| <b>69</b> Porsche 996 GT3-RS 2001<br>1. Paul PHILLIPS GT2B                              |   |            |          |          |          |        |           |     |   |      |          |          |          |        |         |
| 1   | 1 | 3:29.269   | 1:45.284 | 49.495   | 54.490   | 93.3   | 3:29.269  |     |   |      |          |          |          |        |         |
| 2   | 1 | 2:24.347   | 49.169   | 46.394   | 48.784   | 190.1  | 5:53.616  |     |   |      |          |          |          |        |         |
| 3   | 1 | 7:14.881 B | 51.678   |          |          | 229.3  | 13:08.497 |     |   |      |          |          |          |        |         |
| 4   | 1 | 2:59.725   | 1:15.803 | 52.841   | 51.081   | 74.7   | 16:08.222 |     |   |      |          |          |          |        |         |
| 5   | 1 | 2:26.025   | 51.210   | 45.771   | 49.044   | 180.0  | 18:34.247 |     |   |      |          |          |          |        |         |



# ENDURANCE RACING LEGENDS MUGELLO CLASSIC QUALIFYING 2

## Sector Analysis

■ Personal Best ■ Session Best ■ Crossing the finish line in pit lane

| Lap | D | Time     | Sector 1 | Sector 2 | Sector 3 | T. Spd | Elapsed   | Lap | D | Time     | Sector 1 | Sector 2 | Sector 3 | T. Spd | Elapsed   |
|-----|---|----------|----------|----------|----------|--------|-----------|-----|---|----------|----------|----------|----------|--------|-----------|
| 10  | 2 | 2:12.647 | 51.887   | 38.787   | 41.973   | 159.3  | 31:45.835 | 11  | 2 | 2:13.761 | 45.345   | 42.610   | 45.806   | 225.0  | 32:38.701 |
| 11  | 2 | 1:59.928 | 40.785   | 37.658   | 41.485   | 261.5  | 33:45.763 | 12  | 2 | 2:11.471 | 43.799   | 41.228   | 46.444   | 244.3  | 34:50.172 |
| 12  | 2 | 1:58.988 | 40.422   | 37.557   | 41.009   | 259.0  | 35:44.751 | 13  | 2 | 2:11.532 | 43.312   | 42.264   | 45.956   | 242.7  | 37:01.704 |
| 13  | 2 | 2:07.096 | 40.610   | 41.416   | 45.070   | 259.6  | 37:51.847 | 14  | 2 | 2:10.470 | 43.552   | 41.898   | 45.020   | 241.1  | 39:12.174 |
| 14  | 2 | 1:59.254 | 40.524   | 37.381   | 41.349   | 258.4  | 39:51.101 | 15  | 2 | 2:10.043 | 43.378   | 41.419   | 45.246   | 243.8  | 41:22.217 |
| 15  | 2 | 1:58.405 | 40.120   | 37.222   | 41.063   | 260.2  | 41:49.506 | 16  | 2 | 2:08.241 | 42.852   | 40.846   | 44.543   | 244.9  | 43:30.458 |
|     |   |          |          |          |          |        |           | 17  | 2 | 2:06.999 | 42.486   | 40.022   | 44.491   | 246.0  | 45:37.457 |

| 78 |   | Porsche 996 GT3-R 2000 |          | 1.Pascal DUHAMEL |          | GT2B  |           |
|----|---|------------------------|----------|------------------|----------|-------|-----------|
| 1  | 1 | 3:30.819               | 1:55.252 | 46.177           | 49.390   | 133.3 | 3:30.819  |
| 2  | 1 | 2:14.698               | 46.098   | 42.279           | 46.321   | 226.4 | 5:45.517  |
| 3  | 1 | 7:25.512               | 45.761   | 54.193           | 5:45.558 | 235.8 | 13:11.029 |
| 4  | 1 | 2:30.347               | 1:02.055 | 42.071           | 46.221   | 76.4  | 15:41.376 |
| 5  | 1 | 2:20.532               | 50.732   | 43.597           | 46.203   | 237.9 | 18:01.908 |
| 6  | 1 | 2:10.991               | 44.244   | 40.866           | 45.881   | 228.8 | 20:12.899 |
| 7  | 1 | 2:14.581               | 46.218   | 42.155           | 46.208   | 217.7 | 22:27.480 |
| 8  | 1 | 2:14.886               | 46.696   | 42.049           | 46.141   | 213.4 | 24:42.366 |
| 9  | 1 | 2:16.767               | 45.550   | 43.280           | 47.937   | 206.1 | 26:59.133 |
| 10 | 1 | 4:35.037               | 44.026   | 42.430           | 3:08.581 | 240.5 | 31:34.170 |
| 11 | 1 | 2:21.736               | 54.244   | 41.424           | 46.068   | 135.2 | 33:55.906 |
| 12 | 1 | 2:10.040               | 43.823   | 40.934           | 45.283   | 241.1 | 36:05.946 |
| 13 | 1 | 2:13.777               | 44.069   | 42.452           | 47.256   | 241.6 | 38:19.723 |
| 14 | 1 | 2:10.966               | 44.501   | 40.978           | 45.487   | 240.0 | 40:30.689 |
| 15 | 1 | 2:12.518               | 44.745   | 41.085           | 46.688   | 224.1 | 42:43.207 |

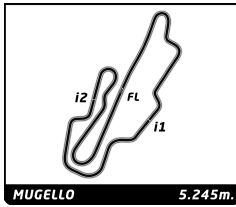
| 79 |   | Porsche 993 GT2 1995 |          | 1.Jean-Louis BONNET |          | GT2A  |           |
|----|---|----------------------|----------|---------------------|----------|-------|-----------|
| 1  | 1 | 3:26.703             | 1:50.807 | 48.484              | 47.412   | 119.5 | 3:26.703  |
| 2  | 1 | 2:14.428             | 46.063   | 42.360              | 46.005   | 244.3 | 5:41.131  |
| 3  | 1 | 7:36.365             | 45.601   | 48.545              | 6:02.219 | 235.3 | 13:17.496 |
| 4  | 1 | 2:33.556             | 1:02.949 | 43.591              | 47.016   | 128.4 | 15:51.052 |
| 5  | 1 | 2:14.584             | 45.946   | 42.777              | 45.861   | 241.6 | 18:05.636 |
| 6  | 1 | 2:12.896             | 44.698   | 42.522              | 45.676   | 240.5 | 20:18.532 |
| 7  | 1 | 2:15.210             | 44.542   | 43.411              | 47.257   | 240.0 | 22:33.742 |
| 8  | 1 | 2:20.725             | 46.847   | 47.215              | 46.663   | 204.2 | 24:54.467 |
| 9  | 1 | 2:17.170             | 45.338   | 44.387              | 47.445   | 220.4 | 27:11.637 |
| 10 | 1 | 2:17.388             | 46.050   | 44.154              | 47.184   | 229.3 | 29:29.025 |
| 11 | 1 | 2:16.389             | 45.039   | 44.011              | 47.339   | 237.9 | 31:45.414 |
| 12 | 1 | 2:18.115             | 47.173   | 43.792              | 47.150   | 210.1 | 34:03.529 |
| 13 | 1 | 2:18.144             | 45.929   | 43.190              | 49.025   | 241.1 | 36:21.673 |
| 14 | 1 | 2:19.881             | 46.329   | 45.311              | 48.241   | 229.8 | 38:41.554 |
| 15 | 1 | 2:18.525             | 46.031   | 44.981              | 47.513   | 228.3 | 41:00.079 |
| 16 | 1 | 2:16.152             | 45.919   | 43.446              | 46.787   | 214.7 | 43:16.231 |
| 17 | 1 | 2:14.750             | 45.285   | 42.899              | 46.566   | 226.4 | 45:30.981 |

| 80 |   | Porsche 996 GT3-R 2000 |          | 1.Richard HYWEL EVANS |          | GT2B  |           |
|----|---|------------------------|----------|-----------------------|----------|-------|-----------|
| 1  | 2 | 3:24.018               | 1:47.191 | 48.035                | 48.792   | 93.3  | 3:24.018  |
| 2  | 2 | 2:10.343               | 44.865   | 40.283                | 45.195   | 238.4 | 5:34.361  |
| 3  | 2 | 5:50.666               | 42.219   | 45.471                | 4:22.976 | 247.1 | 11:25.027 |
| 4  | 2 | 3:07.905               | 1:30.758 | 47.501                | 49.646   | 85.0  | 14:32.932 |
| 5  | 2 | 2:04.155               | 42.660   | 38.509                | 42.986   | 240.5 | 16:37.087 |
| 6  | 2 | 2:03.410               | 42.148   | 38.281                | 42.981   | 248.8 | 18:40.497 |
| 7  | 2 | 4:50.564               | 42.954   | 39.771                | 3:27.839 | 246.0 | 23:31.061 |
| 8  | 2 | 2:30.876               | 1:00.707 | 43.516                | 46.653   | 127.5 | 26:01.937 |
| 9  | 2 | 2:11.951               | 43.562   | 42.321                | 46.068   | 245.5 | 28:13.888 |
| 10 | 2 | 2:11.052               | 43.465   | 42.000                | 45.587   | 244.3 | 30:24.940 |

| 83 |   | Audi R8 LMP 2002 |          | 1.François PERRODO |        | INV   |           |
|----|---|------------------|----------|--------------------|--------|-------|-----------|
| 1  | 1 | 2:31.104         | 1:10.519 | 39.863             | 40.722 | 149.8 | 2:31.104  |
| 2  | 1 | 1:53.690         | 39.105   | 34.284             | 40.301 | 282.7 | 4:24.794  |
| 3  | 1 | 1:53.592         | 38.700   | 36.499             | 38.393 | 285.0 | 6:18.386  |
| 4  | 1 | 8:07.536         | 42.095   |                    |        | 280.5 | 14:25.922 |
| 5  | 1 | 3:12.833         |          |                    |        |       | 17:38.755 |
| 6  | 1 | 9:43.361         |          |                    |        |       | 27:22.116 |
| 7  | 1 | 2:19.677         | 56.174   | 40.548             | 42.955 | 142.3 | 29:41.793 |
| 8  | 1 | 1:54.566         | 39.892   | 35.621             | 39.053 | 280.5 | 31:36.359 |
| 9  | 1 | 1:46.514         | 36.549   | 32.574             | 37.391 | 288.0 | 33:22.873 |
| 10 | 1 | 1:51.582         | 36.123   | 34.295             | 41.164 | 285.7 | 35:14.455 |
| 11 | 1 | 1:46.031         | 35.917   | 32.869             | 37.245 | 286.5 | 37:00.486 |
| 12 | 1 | 1:48.682         | 36.850   | 33.576             | 38.256 | 285.0 | 38:49.168 |
| 13 | 1 | 1:46.295         | 36.118   | 31.912             | 38.265 | 288.8 | 40:35.463 |
| 14 | 1 | 1:52.968         | 37.183   | 36.018             | 39.767 | 291.9 | 42:28.431 |
| 15 | 1 | 1:43.957         | 35.937   | 31.540             | 36.480 | 284.2 | 44:12.388 |

| 88 |   | Aston Martin DBR9 2006 |          | 1.Philip KADOORIE |          | GT1B  |           |
|----|---|------------------------|----------|-------------------|----------|-------|-----------|
| 1  | 1 | 5:07.712               | 3:52.231 | 35.152            | 40.329   | 176.8 | 5:07.712  |
| 2  | 1 | 6:39.626               | 38.483   | 34.976            | 5:26.167 | 263.4 | 11:47.338 |
| 3  | 1 | 2:03.449               | 50.769   | 34.190            | 38.490   | 134.3 | 13:50.787 |
| 4  | 1 | 1:56.589               | 40.037   | 36.499            | 40.053   | 255.3 | 15:47.376 |
| 5  | 1 | 1:51.179               | 38.251   | 34.378            | 38.550   | 266.7 | 17:38.555 |
| 6  | 1 | 1:50.142               | 37.872   | 33.563            | 38.707   | 268.0 | 19:28.697 |
| 7  | 1 | 1:57.444               | 37.694   | 38.861            | 40.889   | 270.0 | 21:26.141 |
| 8  | 1 | 1:51.681               | 37.689   | 34.613            | 39.379   | 268.7 | 23:17.822 |
| 9  | 1 | 5:45.831               | 38.219   | 34.654            | 4:32.958 | 270.0 | 29:03.653 |
| 10 | 1 | 2:00.346               | 45.121   | 34.564            | 40.661   | 178.5 | 31:03.999 |
| 11 | 1 | 1:52.570               | 37.848   | 34.315            | 40.407   | 268.7 | 32:56.569 |
| 12 | 1 | 1:51.581               | 37.666   | 33.914            | 40.001   | 268.0 | 34:48.150 |

| 97 |   | Marcos LM500 1994 |          | 1.Stephen KEATING |          | GT2A  |           |
|----|---|-------------------|----------|-------------------|----------|-------|-----------|
| 1  | 1 | 3:33.186          | 1:50.446 | 50.494            | 52.246   | 103.5 | 3:33.186  |
| 2  | 1 | 2:21.333          | 47.323   | 45.303            | 48.707   | 233.8 | 5:54.519  |
| 3  | 1 | 7:38.424          | 48.491   |                   |          | 233.3 | 13:32.943 |
| 4  | 1 | 2:36.471          | 1:02.336 | 45.437            | 48.698   | 111.7 | 16:09.414 |
| 5  | 1 | 2:22.507          | 48.553   | 43.425            | 50.529   | 208.5 | 18:31.921 |
| 6  | 1 | 2:23.661          | 47.937   | 46.047            | 49.677   | 232.8 | 20:55.582 |
| 7  | 1 | 2:20.104          | 46.553   | 44.402            | 49.149   | 233.8 | 23:15.686 |
| 8  | 1 | 2:18.571          | 46.471   | 42.705            | 49.395   | 236.8 | 25:34.257 |
| 9  | 1 | 2:15.914          | 45.169   | 42.507            | 48.238   | 234.3 | 27:50.171 |
| 10 | 1 | 2:14.805          | 45.635   | 42.126            | 47.044   | 230.8 | 30:04.976 |
| 11 | 1 | 2:17.013          | 45.571   | 43.246            | 48.196   | 234.8 | 32:21.989 |
| 12 | 1 | 2:14.641          | 44.804   | 42.659            | 47.178   | 237.9 | 34:36.630 |
| 13 | 1 | 2:18.008          | 44.438   | 45.269            | 48.301   | 235.8 | 36:54.638 |
| 14 | 1 | 3:39.745          | 45.731   | 42.715            | 2:11.299 | 233.8 | 40:34.383 |

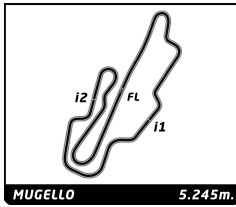


# ENDURANCE RACING LEGENDS MUGELLO CLASSIC QUALIFYING 2

## Sector Analysis

■ Personal Best ■ Session Best B Crossing the finish line in pit lane

| Lap  | D | Time            | Sector 1      | Sector 2      | Sector 3      | T. Spd | Elapsed   | Lap  | D | Time            | Sector 1      | Sector 2      | Sector 3      | T. Spd | Elapsed   |
|--|---|-----------------|---------------|---------------|---------------|--------|-----------|--|---|-----------------|---------------|---------------|---------------|--------|-----------|
| 15   | 1 | 2:25.124        | 53.835        | 42.622        | 48.667        | 138.1  | 42:59.507 | 8  | 1 | 2:02.146        | 41.528        | 38.383        | 42.235        | 256.5  | 26:36.096 |
| 16   | 1 | 2:17.237        | 46.722        | 42.378        | 48.137        | 226.9  | 45:16.744 | 9  | 1 | 2:02.663        | 41.529        | 38.969        | 42.165        | 256.5  | 28:38.759 |
| <b>103</b> Porsche 993 GT2 Evo 1999<br>1. Olivier PIQUET GT2A                  |   |                 |               |               |               |        |           | <b>10</b> 1 1:59.989 41.170 37.666 <b>41.153</b> 254.1 30:38.748                       |   |                 |               |               |               |        |           |
| 1  | 1 | 3:14.956        | 1:36.758      | 47.143        | 51.055        | 91.7   | 3:14.956  | 11   | 1 | 3:04.940 B      | 41.714        |               |               | 257.1  | 33:43.688 |
| 2  | 1 | 2:12.559        | 45.862        | 41.062        | 45.635        | 233.8  | 5:27.515  | 12   | 1 | 2:13.334        | 50.599        | 40.819        | 41.916        | 161.9  | 35:57.022 |
| 3  | 1 | 7:35.980 B      | 43.180        | 42.809        | 6:09.991      | 244.9  | 13:03.495 | 13   | 1 | 2:00.588        | 40.864        | 38.229        | 41.495        | 255.9  | 37:57.610 |
| 4  | 1 | 2:31.505        | 58.042        | 44.985        | 48.478        | 124.9  | 15:35.000 | 14   | 1 | 2:00.267        | 41.084        | 37.403        | 41.780        | 255.3  | 39:57.877 |
| 5  | 1 | 2:14.407        | 46.123        | 42.125        | 46.159        | 225.0  | 17:49.407 | 15   | 1 | 1:59.565        | 40.831        | 37.199        | 41.535        | 257.1  | 41:57.442 |
| 6  | 1 | 2:07.385        | 42.958        | 39.920        | 44.507        | 243.8  | 19:56.792 | 16   | 1 | <b>1:59.237</b> | 40.730        | 36.911        | 41.596        | 254.7  | 43:56.679 |
| 7  | 1 | 4:18.676 B      | 43.911        | 42.181        | 2:52.584      | 233.3  | 24:15.468 | <b>137</b> Courage C65 2005<br>1. Michael CANTILLON LMP2B                              |   |                 |               |               |               |        |           |
| 8  | 1 | 2:30.532        | 59.104        | 42.108        | 49.320        | 93.0   | 26:46.000 | 1  | 1 | 4:23.513        | 3:00.858      | 39.795        | 42.860        | 105.3  | 4:23.513  |
| 9  | 1 | 2:10.373        | 42.777        | 40.099        | 47.497        | 233.8  | 28:56.373 | 2  | 1 | 1:56.246        | 39.347        | 37.469        | 39.430        | 250.6  | 6:19.759  |
| 10   | 1 | 2:07.132        | 42.726        | 40.362        | 44.044        | 238.4  | 31:03.505 | 3  | 1 | 8:16.016 B      | 43.867        |               |               | 251.2  | 14:35.775 |
| 11   | 1 | <b>2:05.574</b> | 42.744        | <b>39.295</b> | <b>43.535</b> | 233.3  | 33:09.079 | 4  | 1 | 2:09.709        | 52.804        | 36.905        | 40.000        | 121.1  | 16:45.484 |
| 12   | 1 | 2:09.045        | 43.008        | 39.860        | 46.177        | 233.3  | 35:18.124 | 5  | 1 | 1:54.541        | 39.345        | 35.516        | 39.680        | 253.5  | 18:40.025 |
| <b>111</b> Lucchini P3-96 1998<br>1. Filippo FRANCONI LMP2A                    |   |                 |               |               |               |        |           | 6  | 1 | 1:55.316        | 39.887        | 36.407        | <b>39.022</b> | 254.1  | 20:35.341 |
| 1  | 1 | 3:46.601 B      | 1:09.128      | 44.791        | 1:52.682      | 135.0  | 3:46.601  | 7  | 1 | <b>1:53.035</b> | <b>38.321</b> | 34.261        | 40.453        | 252.9  | 22:28.376 |
| 2  | 1 | 2:18.994        | 54.095        | 42.364        | 42.535        | 164.6  | 6:05.595  | <b>169</b> Aston Martin DBRS9 2010<br>1. Mr JOHN OF B GT2C<br>2. Soheil AYARI          |   |                 |               |               |               |        |           |
| 3  | 1 | 7:34.630 B      | 45.765        |               |               | 242.2  | 13:40.225 | 1  | 2 | 3:14.250        | 1:45.557      | 43.254        | 45.439        | 117.1  | 3:14.250  |
| 4  | 1 | 2:16.898        | 57.475        | 37.843        | 41.580        | 99.8   | 15:57.123 | 2  | 2 | 2:06.586        | 43.505        | 39.490        | 43.591        | 247.1  | 5:20.836  |
| 5  | 1 | 11:16.623 B     | 39.933        | 35.742        | ...           | 243.8  | 27:13.746 | 3  | 2 | 7:14.328 B      | 42.153        | 38.473        | 5:53.702      | 257.8  | 12:35.164 |
| 6  | 1 | 2:19.525        | 59.932        | 37.742        | 41.851        | 150.2  | 29:33.271 | 4  | 2 | 2:16.023        | 55.797        | 38.548        | 41.678        | 129.0  | 14:51.187 |
| 7  | 1 | <b>1:51.764</b> | 38.834        | <b>33.431</b> | <b>39.499</b> | 246.6  | 31:25.035 | 5  | 2 | <b>1:58.632</b> | <b>40.915</b> | <b>37.014</b> | <b>40.703</b> | 258.4  | 16:49.819 |
| <b>115</b> Ferrari F430 GTC Evo 2009<br>1. Marc DEVIS GT2C<br>2. Mathias DEVIS |   |                 |               |               |               |        |           | 6  | 2 | 4:41.843 B      | 40.931        | 38.838        | 3:22.074      | 244.9  | 21:31.662 |
| 1  | 1 | 3:28.189        | 2:00.140      | 41.635        | 46.414        | 127.5  | 3:28.189  | 7  | 1 | 2:23.190        | 59.606        | 40.019        | 43.565        | 81.1   | 23:54.852 |
| 2  | 1 | 2:05.696        | 42.705        | 39.671        | 43.320        | 244.9  | 5:33.885  | 8  | 1 | 2:05.366        | 41.968        | 39.616        | 43.782        | 255.9  | 26:00.218 |
| 3  | 1 | 7:16.138 B      | 43.927        | 44.809        | 5:47.402      | 231.8  | 12:50.023 | 9  | 1 | 2:05.438        | 42.448        | 40.191        | 42.799        | 242.2  | 28:05.656 |
| 4  | 1 | 2:19.658        | 55.098        | 40.836        | 43.724        | 139.5  | 15:09.681 | 10   | 1 | 2:02.859        | 41.531        | 38.854        | 42.474        | 256.5  | 30:08.515 |
| 5  | 1 | 2:02.034        | 41.981        | 38.088        | 41.965        | 248.3  | 17:11.715 | 11   | 1 | 2:05.259        | 42.369        | 39.146        | 43.744        | 257.8  | 32:13.774 |
| 6  | 1 | 2:01.516        | 41.400        | 38.293        | <b>41.823</b> | 250.0  | 19:13.231 | <b>311</b> Porsche 996 GT3-RSR 2003<br>1. Hervé DELAUNAY GT2B<br>2. Amélie DELAUNAY    |   |                 |               |               |               |        |           |
| 7  | 1 | 2:01.672        | <b>41.184</b> | 38.294        | 42.194        | 250.6  | 21:14.903 | 1  | 2 | 4:28.014        | 2:30.786      | 57.115        | 1:00.113      | 85.6   | 4:28.014  |
| 8  | 1 | 4:25.251 B      | 45.311        | 39.245        | 3:00.695      | 248.3  | 25:40.154 | 2  | 2 | 9:22.581 B      | 54.835        | 55.343        | 7:32.403      | 185.9  | 13:50.595 |
| 9  | 2 | 2:28.252        | 57.958        | 45.832        | 44.462        | 127.8  | 28:08.406 | 3  | 2 | 2:56.956        | 1:05.979      | 54.243        | 56.734        | 98.2   | 16:47.551 |
| 10   | 2 | 2:05.803        | 43.542        | 39.019        | 43.242        | 246.0  | 30:14.209 | 4  | 2 | 2:40.377        | 53.063        | 51.715        | 55.599        | 176.5  | 19:27.928 |
| 11   | 2 | 2:05.435        | 42.864        | 38.830        | 43.741        | 250.0  | 32:19.644 | 5  | 2 | 4:32.152 B      | 52.075        | 51.206        | 2:48.871      | 205.7  | 24:00.080 |
| 12   | 2 | 2:04.170        | 43.266        | 38.389        | 42.515        | 251.7  | 34:23.814 | 6  | 2 | 2:48.121        | 1:03.406      | 49.387        | 55.328        | 125.4  | 26:48.201 |
| 13   | 2 | 2:03.440        | 41.947        | 38.058        | 43.435        | 250.0  | 36:27.254 | 7  | 2 | 3:40.043 B      | 49.936        | 49.112        | 2:00.995      | 211.8  | 30:28.244 |
| 14   | 2 | 2:02.047        | 41.442        | 38.321        | 42.284        | 250.6  | 38:29.301 | 8  | 2 | 2:34.770        | 55.994        | 47.273        | 51.503        | 133.2  | 33:03.014 |
| 15   | 2 | 2:01.410        | 41.636        | 37.868        | 41.906        | 250.0  | 40:30.711 | 9  | 2 | 2:26.339        | 48.895        | 46.874        | 50.570        | 222.2  | 35:29.353 |
| 16   | 2 | 2:01.333        | 41.436        | <b>37.452</b> | 42.445        | 250.6  | 42:32.044 | 10   | 2 | 2:24.986        | 47.375        | 46.256        | 51.355        | 226.4  | 37:54.339 |
| 17   | 2 | <b>2:01.304</b> | 41.456        | 37.492        | 42.356        | 250.0  | 44:33.348 | 11   | 2 | <b>2:21.938</b> | 47.316        | <b>44.661</b> | 49.961        | 228.3  | 40:16.277 |
| <b>130</b> Ferrari F430 GTC Evo 2009<br>1. Ronald LENTERS GT2C                 |   |                 |               |               |               |        |           | 12   | 2 | 2:22.494        | <b>46.797</b> | 45.847        | <b>49.850</b> | 232.8  | 42:38.771 |
| 1  | 1 | 6:36.090        | 5:10.659      | 41.005        | 44.426        | 121.8  | 6:36.090  | 13   | 2 | 2:22.884        | 47.454        | 45.508        | 49.922        | 228.8  | 45:01.655 |
| 2  | 1 | 6:29.517 B      | 49.443        |               |               | 242.2  | 13:05.607 | <b>964</b> Porsche 964 Bi-Turbo 1996<br>1. Oren NATAF GT1A<br>2. Ekaterina NABOYCHENKO |   |                 |               |               |               |        |           |
| 3  | 1 | 3:00.721        | 1:31.630      | 43.710        | 45.381        | 124.1  | 16:06.328 | 1  | 1 | 4:29.997        | 2:31.210      | 57.041        | 1:01.746      | 96.9   | 4:29.997  |
| 4  | 1 | 2:11.450        | 47.138        | 41.235        | 43.077        | 248.3  | 18:17.778 | 2  | 1 | 9:03.871 B      | 54.177        | 56.069        | 7:13.625      | 181.5  | 13:33.868 |
| 5  | 1 | 2:06.706        | 42.507        | 41.120        | 43.079        | 255.9  | 20:24.484 | 3  | 1 | 2:54.676        | 1:10.068      | 51.658        | 52.950        | 83.3   | 16:28.544 |
| 6  | 1 | 2:05.535        | 42.433        | 39.669        | 43.433        | 256.5  | 22:30.019 | 4  | 1 | 2:42.891        | 56.099        | 54.054        | 52.738        | 197.1  | 19:11.435 |
| 7  | 1 | 2:03.931        | 43.019        | 38.772        | 42.140        | 256.5  | 24:33.950 | 5  | 1 | <b>2:31.085</b> | 51.654        | <b>48.445</b> | <b>50.986</b> | 212.6  | 21:42.520 |



# ENDURANCE RACING LEGENDS

## MUGELLO CLASSIC

### QUALIFYING 2

#### Sector Analysis

■ Personal Best  
 ■ Session Best  
 **B** Crossing the finish line in pit lane

| Lap | D | Time     | Sector 1      | Sector 2 | Sector 3 | T. Spd | Elapsed   | Lap | D | Time | Sector 1 | Sector 2 | Sector 3 | T. Spd | Elapsed |
|-----|---|----------|---------------|----------|----------|--------|-----------|-----|---|------|----------|----------|----------|--------|---------|
| 6   | 1 | 5:11.081 | <b>51.175</b> | 48.454   | 3:31.452 | 217.3  | 26:53.601 |     |   |      |          |          |          |        |         |
| 7   | 1 | 2:48.315 | 1:03.253      | 51.610   | 53.452   | 112.5  | 29:41.916 |     |   |      |          |          |          |        |         |
| 8   | 1 | 2:34.604 |               |          |          |        | 32:16.520 |     |   |      |          |          |          |        |         |
| 9   | 1 | 2:35.092 |               |          |          |        | 34:51.612 |     |   |      |          |          |          |        |         |
| 10  | 1 | 2:37.646 |               |          |          |        | 37:29.258 |     |   |      |          |          |          |        |         |
| 11  | 1 | 2:34.868 |               |          |          |        | 40:04.126 |     |   |      |          |          |          |        |         |
| 12  | 1 | 5:14.234 |               |          |          |        | 45:18.360 |     |   |      |          |          |          |        |         |