

# ENDURANCE RACING LEGENDS

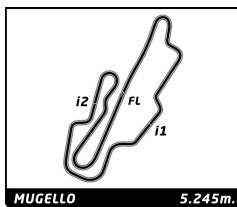
## MUGELLO CLASSIC

### QUALIFYING 1

### Sector Analysis

■ Personal Best ■ Session Best ■ Crossing the finish line in pit lane

Lap	D	Time	Sector 1	Sector 2	Sector 3	T. Spd	Elapsed	Lap	D	Time	Sector 1	Sector 2	Sector 3	T. Spd	Elapsed	
<b>4</b>	Riley & Scott MK III C 2002 1.Xavier MICHERON LMP1B							4	1	1:47.154	36.093	33.282	37.779	281.2	26:47.468	
	5	1	1:48.431	35.814	34.547	38.070	282.0	28:35.899								
	6	1	1:51.816	38.814	33.848	39.154	281.2	30:27.715								
	7	1	1:53.026	38.743	35.587	38.696	282.7	32:20.741								
	8	1	<b>1:45.275</b>	35.822	<b>32.185</b>	<b>37.268</b>	282.0	34:06.016								
	9	1	1:45.706	35.852	32.557	37.297	281.2	35:51.722								
	10	1	2:09.816	54.307	36.213	39.296	118.6	23:01.543								
	11	1	1:50.032	38.258	34.306	37.468	274.8	24:51.575								
	12	1	1:49.759	38.312	34.104	37.343	279.1	26:41.334								
	13	1	1:54.285	39.159	36.674	38.452	279.8	28:35.619								
	14	1	1:56.066	40.732	37.046	38.288	279.8	30:31.685								
	15	1	1:56.448	38.412	39.622	38.414	279.1	32:28.133								
	16	1	1:50.013	<b>37.969</b>	34.692	37.352	279.8	34:18.146								
	17	1	<b>1:48.724</b>	38.089	<b>33.373</b>	<b>37.262</b>	277.6	36:06.870								
	<b>7</b>	Bentley Speed 8 2003 1.Shaun LYNN LMP1B							1	2	3:25.934	1:45.239	48.774	51.921	100.5	3:25.934
2		2	2:24.257	49.434	44.148	50.675	202.2	5:50.191								
3		2	3:09.809	<b>B</b>	46.434	51.779	1:31.596	219.5	9:00.000							
4		2	2:52.096	1:21.778	43.102	47.216	123.7	11:52.096								
5		2	<b>2:10.182</b>	43.868	<b>41.066</b>	<b>45.248</b>	251.2	14:02.278								
6		2	9:10.888	<b>B</b>	<b>43.297</b>	42.485	7:45.106	254.7	23:13.166							
7		1	2:43.913	1:03.838	48.895	51.180	107.2	25:57.079								
8		1	2:18.818	47.260	43.220	48.338	216.9	28:15.897								
9		1	2:16.216	46.333	42.812	47.071	226.4	30:32.113								
10		1	2:17.167	46.817	43.035	47.315	220.9	32:49.280								
11		1	2:15.938	45.728	43.328	46.882	237.9	35:05.218								
12		1	2:13.950	44.777	42.788	46.385	250.6	37:19.168								
13		1	6:09.840	<b>B</b>	52.119		251.2	43:29.008								
14		1	2:26.403	55.690	43.905	46.808	125.3	45:55.411								
15	1	2:15.179	46.082	42.760	46.337	243.8	48:10.590									
16	1	2:13.084	45.151	41.984	45.949	250.0	50:23.674									
17	1	2:13.830	45.225	41.489	47.116	249.4	52:37.504									
<b>14</b>	Maserati MC12 GT1 2005 1.Evgeny KIREEV GT1B 2.Ramzan ORUSBAEV							1	2	3:15.000	<b>B</b>	1:03.276	40.471	1:31.253	127.4	3:15.000
	2	2	2:10.133	54.794	36.283	39.056	179.1	5:25.133								
	3	2	3:34.867	<b>B</b>	37.283	34.781	2:22.803	271.4	9:00.000							
	4	2	2:58.662	1:43.849	35.582	39.231	141.0	11:58.662								
	5	2	1:50.650	38.112	34.770	37.768	275.5	13:49.312								
	6	2	1:51.158	36.866	35.520	38.772	275.5	15:40.470								
	7	2	4:44.373	<b>B</b>	40.331		273.4	20:24.843								
	8	1	2:10.258	52.201	38.395	39.662	123.1	22:35.101								
	9	1	1:53.206	37.905	35.222	40.079	273.4	24:28.307								
	10	1	1:51.849	38.120	35.099	38.630	275.5	26:20.156								
	11	1	1:54.744	38.269	35.518	40.957	272.7	28:14.900								
	12	1	1:58.488	38.945	37.623	41.920	274.1	30:13.388								
	13	1	1:51.209	38.116	34.705	38.388	273.4	32:04.597								
	14	1	1:50.458	37.382	34.171	38.905	274.1	33:55.055								
	15	1	1:49.763	37.222	34.752	37.789	274.1	35:44.818								
	16	1	7:36.980	<b>B</b>	37.612	36.304	6:23.064	275.5	43:21.798							
	17	1	2:02.228	46.888	35.999	39.341	148.1	45:24.026								
	18	1	1:50.881	37.666	35.692	37.523	274.8	47:14.907								
	19	1	1:47.805	37.034	33.449	37.322	272.7	49:02.712								
	20	1	<b>1:46.995</b>	<b>36.519</b>	<b>33.273</b>	<b>37.203</b>	274.8	50:49.707								
	<b>23</b>	Pescarolo C60 2005 1.Emmanuel COLLARD LMP1B							1	1	3:27.367	1:50.136	46.722	50.509	95.2	3:27.367
2		1	5:32.633	<b>B</b>	49.947	42.412	4:00.274	167.2	9:00.000							
3		1	3:21.389	2:03.319	37.141	40.929	137.4	12:21.389								
4		1	1:51.161	37.044	36.184	37.933	276.2	14:12.550								
5		1	1:50.199	35.258	35.878	39.063	280.5	16:02.749								
<b>8</b>	Aston Martin DBR9 2006 1.Franz WUNDERLICH GT1B							1	1	4:03.311	2:32.900	42.991	47.420	116.5	4:03.311	
	2	1	2:06.629	42.696	41.679	42.254	256.5	6:09.940								
	3	1	3:58.847	<b>B</b>	41.451		262.1	10:08.787								
	4	1	2:09.631	50.214	37.271	42.146	141.9	12:18.418								
	5	1	1:57.181	38.572	37.505	41.104	265.4	14:15.599								
	6	1	6:05.172	<b>B</b>	38.937	38.843	4:47.392	262.8	20:20.771							
	7	1	2:09.881	53.997	36.218	39.666	116.6	22:30.652								
	8	1	1:56.086	<b>37.427</b>	37.931	40.728	268.7	24:26.738								
	9	1	<b>1:51.589</b>	37.798	<b>34.641</b>	<b>39.150</b>	268.7	26:18.327								
	10	1	7:48.319	<b>B</b>	40.804	36.240	6:31.275	261.5	34:06.646							
	11	1	2:08.079	50.638	36.017	41.424	145.9	36:14.725								
	12	1	9:21.387	<b>B</b>	42.035	35.553	8:03.799	266.7	45:36.112							
	13	1	2:06.448	50.494	35.227	40.727	139.2	47:42.560								
	14	1	1:53.629	37.864	35.854	39.911	268.7	49:36.189								
	15	1	1:55.980	38.321	35.816	41.843	268.0	51:32.169								
	<b>9</b>	Bentley Speed 8 2000 1.Maxwell LYNN LMP1B							1	1	14:26.688	...	35.383	39.230	176.5	14:26.688
2		1	8:34.294	<b>B</b>	39.114	39.332	7:15.848	276.9	23:00.982							
3		1	1:59.332	46.035	35.339	37.958	173.4	25:00.314								



# ENDURANCE RACING LEGENDS

## MUGELLO CLASSIC

### QUALIFYING 1

#### Sector Analysis

■ Personal Best ■ Session Best B Crossing the finish line in pit lane

Lap	D	Time	Sector 1	Sector 2	Sector 3	T. Spd	Elapsed	Lap	D	Time	Sector 1	Sector 2	Sector 3	T. Spd	Elapsed		
6	1	4:44.944	B	47.609		279.8	20:47.693	6	1	1:53.303	38.172	36.387	38.744	279.8	13:14.657		
7	1	2:03.575		52.570	34.185	36.820	91.4	22:51.268	7	1	1:43.709	35.170	32.156	36.383	274.8	14:58.366	
8	1	1:42.163		35.925	30.916	35.322	284.2	24:33.431	8	1	6:19.083	B	35.394	36.648	5:07.041	279.1	21:17.449
9	1	1:51.033		38.401	36.973	35.659	285.0	26:24.464	9	1	2:06.426		49.045	35.627	41.754	129.2	23:23.875
10	1	1:48.549		34.930	34.675	38.944	283.5	28:13.013	10	1	1:51.798		38.716	33.510	39.572	275.5	25:15.673
11	1	1:52.002		40.119	35.923	35.960	285.0	30:05.015	11	1	1:46.935		36.436	32.880	37.619	274.8	27:02.608
12	1	1:40.985		34.758	30.383	35.844	282.7	31:46.000	12	1	1:46.866		36.257	33.153	37.456	276.2	28:49.474
13	1	1:41.256		34.588	30.411	36.257	281.2	33:27.256	13	1	1:50.815		36.667	33.189	40.959	277.6	30:40.289
14	1	10:23.550	B	35.691	31.563	9:16.296	282.7	43:50.806	14	1	1:53.196		38.321	36.014	38.861	273.4	32:33.485
15	1	2:04.463		48.944	34.278	41.241	134.7	45:55.269	15	1	1:50.148		38.512	33.567	38.069	276.2	34:23.633
16	1	1:46.070		35.408	32.043	38.619	282.0	47:41.339	16	1	1:50.241		36.732	33.634	39.875	275.5	36:13.874
17	1	1:45.520		36.219	32.865	36.436	282.0	49:26.859	17	1	7:11.930	B	38.277	32.866	6:00.787	276.9	43:25.804

25		Lola-MG EX257 2001		LMP2B				
		1.Mike NEWTON						
1	1	10:59.825	9:39.057	39.998	40.770	98.7	10:59.825	
2	1	1:56.923	41.780	35.067	40.076	276.9	12:56.748	
3	1	2:06.120	39.052	45.871	41.197	276.9	15:02.868	
4	1	6:18.982	B	38.166	37.814	5:03.002	277.6	21:21.850
5	1	2:13.250	51.295	40.293	41.662	148.1	23:35.100	
6	1	1:59.950	41.496	37.972	40.482	279.1	25:35.050	
7	1	1:56.056	39.377	37.438	39.241	273.4	27:31.106	
8	1	1:51.204	37.920	35.019	38.265	277.6	29:22.310	
9	1	1:51.283	37.587	34.951	38.745	276.9	31:13.593	
10	1	2:00.405	39.767	38.518	42.120	277.6	33:13.998	
11	1	1:51.503	37.097	34.414	39.992	278.4	35:05.501	
12	1	8:56.614	B	37.033	36.586	7:42.995	279.1	44:02.115
13	1	2:15.348	56.861	37.658	40.829	83.9	46:17.463	
14	1	1:51.738	37.822	35.620	38.296	278.4	48:09.201	
15	1	1:50.623	36.980	36.030	37.613	279.1	49:59.824	
16	1	1:51.945	36.714	35.055	40.176	279.1	51:51.769	

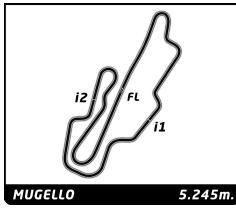
29		Porsche 996 GT3-RSR 2006		GT2C				
		1.Christian TRABER						
		2.Nicolas TRABER						
1	2	3:56.416	1:53.369	1:01.158	1:01.889	94.6	3:56.416	
2	2	2:30.727	54.429	48.444	47.854	158.6	6:27.143	
3	2	2:29.036	B	54.518		254.7	8:56.179	
4	2	2:23.964	55.717	42.793	45.454	139.9	11:20.143	
5	2	2:17.445	46.473	42.777	48.195	247.7	13:37.588	
6	2	6:38.366	B	43.912	46.773	5:07.681	255.3	20:15.954
7	1	2:27.712	58.809	42.890	46.013	129.5	22:43.666	
8	1	2:06.048	43.336	39.823	42.889	255.9	24:49.714	
9	1	2:01.727	41.201	37.946	42.580	257.8	26:51.441	
10	1	2:04.429	41.613	38.205	44.611	255.9	28:55.870	
11	1	5:40.823	B	41.597	38.496	4:20.730	258.4	34:36.693
12	1	2:23.573	54.966	43.457	45.150	155.6	37:00.266	
13	1	6:07.622	B	46.753		238.4	43:07.888	
14	1	2:10.885	49.824	38.375	42.686	164.1	45:18.773	
15	1	2:01.541	41.082	37.335	43.124	256.5	47:20.314	

34		Courage C60 2005		LMP1B			
		1.David HART					
		2.Olivier HART					
1	1	2:31.613	1:16.631	35.854	39.128	118.0	2:31.613
2	1	1:45.647	36.415	32.258	36.974	274.8	4:17.260
3	1	1:50.821	35.755	36.369	38.697	276.9	6:08.081
4	1	3:19.435	B	36.697		276.2	9:27.516
5	1	1:53.838	46.211	31.589	36.038	119.9	11:21.354

36		Porsche 993 GT2 1997		GT2A				
		1.Mark SUMPTER						
1	1	3:31.385	1:53.760	48.060	49.565	120.9	3:31.385	
2	1	2:21.248	49.663	45.201	46.384	186.2	5:52.633	
3	1	3:57.771	B	44.381	48.786	2:24.604	261.5	9:50.404
4	1	2:24.364	55.187	44.374	44.803	149.4	12:14.768	
5	1	2:05.368	41.680	40.772	42.916	262.8	14:20.136	
6	1	5:47.399	B	40.888	39.630	4:26.881	264.1	20:07.535
7	1	2:17.038	51.894	40.649	44.495	164.4	22:24.573	
8	1	2:03.803	41.172	39.599	43.032	261.5	24:28.376	
9	1	2:02.213	41.375	38.906	41.932	252.9	26:30.589	
10	1	2:02.639	41.517	38.671	42.451	264.7	28:33.228	
11	1	2:13.760	41.141	43.590	49.029	264.1	30:46.988	
12	1	2:01.055	40.211	38.125	42.719	265.4	32:48.043	
13	1	2:05.133	40.886	38.584	45.663	265.4	34:53.176	
14	1	2:00.738	40.208	38.626	41.904	265.4	36:53.914	
15	1	2:49.554	B	41.552		265.4	39:43.468	
16	1	5:36.219	4:13.387	38.581	44.251	168.2	45:19.687	
17	1	2:11.622	41.728	45.042	44.852	264.1	47:31.309	
18	1	2:00.634	40.795	38.162	41.677	264.7	49:31.943	
19	1	2:00.407	40.420	37.606	42.381	264.1	51:32.350	

39		Lola B05/40 2005		LMP2B				
		1.Pierre-Loup BOCH						
1	1	13:38.896	...	56.795	54.400	118.8	13:38.896	
2	1	2:28.962	51.754	46.632	50.576	233.8	16:07.858	
3	1	4:55.980	B	50.636		173.4	21:03.838	
4	1	2:34.439	1:04.053	43.999	46.387	110.4	23:38.277	
5	1	2:12.817	45.197	42.854	44.766	254.7	25:51.094	
6	1	2:10.488	42.625	40.940	46.923	257.1	28:01.582	
7	1	2:03.543	42.181	39.402	41.960	257.8	30:05.125	
8	1	1:59.398	41.558	37.305	40.535	260.9	32:04.523	
9	1	3:52.607	B	40.673	37.986	2:33.948	255.9	35:57.130

43		Lotus Elise GT1 1997		GT1A				
		1.Loris HEZEMANS						
		2.Mike HEZEMANS						
1	2	3:07.334	1:42.715	40.439	44.180	108.4	3:07.334	
2	2	7:05.651	B	42.658	39.499	5:43.494	197.1	10:12.985
3	2	2:08.689	49.733	37.280	41.676	167.4	12:21.674	
4	2	1:54.676	38.804	35.633	40.239	259.6	14:16.350	



# ENDURANCE RACING LEGENDS

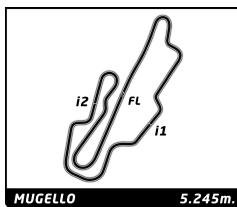
## MUGELLO CLASSIC

### QUALIFYING 1

### Sector Analysis

Personal Best Session Best B Crossing the finish line in pit lane

Lap	D	Time	Sector 1	Sector 2	Sector 3	T. Spd	Elapsed	Lap	D	Time	Sector 1	Sector 2	Sector 3	T. Spd	Elapsed
5	2	7:31.688 B	38.501	39.064	6:14.123	282.7	21:48.038								
<b>44</b>		<b>Lucchini SR02 2004</b>						<b>47</b>		<b>Maserati MC12 GT1 2005</b>					
		1. Gianluigi CANDIANI					LMP2B			1. Ivan VERCOUTERE					GT1B
		2. Frédéric ROUVIER													
1	1	3:32.552	2:04.641	43.107	44.804	104.4	3:32.552	1	1	3:00.991	1:37.266	37.392	46.333	104.7	3:00.991
2	1	9:33.055 B	51.257	48.610	7:53.188	182.4	13:05.607	2	1	1:50.385	37.620	35.001	37.764	270.7	4:51.376
3	2	2:11.300	52.506	37.172	41.622	148.1	15:16.907	3	1	1:47.568	36.972	32.694	37.902	271.4	6:38.944
4	2	6:06.745 B	41.081	46.007	4:39.657	247.7	21:23.652	4	1	4:15.239 B	46.306			272.7	10:54.183
5	2	2:06.123	48.047	37.679	40.397	164.9	23:29.775	5	1	2:20.679	59.400	39.485	41.794	114.8	13:14.862
6	2	2:00.247	42.665	35.592	41.990	252.3	25:30.022	6	1	1:59.267	40.071	38.792	40.404	270.7	15:14.129
7	2	1:54.524	39.646	34.899	39.979	252.9	27:24.546	7	1	4:49.598 B	42.719	44.961	3:21.918	270.0	20:03.727
8	2	1:52.069	38.631	33.894	39.544	249.4	29:16.615	8	1	2:11.735	51.679	37.286	42.770	170.3	22:15.462
9	2	14:18.259 B	38.423	35.659	...	251.2	43:34.874	9	1	2:01.333	40.277	38.512	42.544	269.3	24:16.795
10	2	2:04.878	49.849	35.221	39.808	162.7	45:39.752	10	1	1:57.376	40.843	36.573	39.960	270.0	26:14.171
11	2	1:52.565	38.586	34.443	39.536	252.3	47:32.317	11	1	2:01.276	41.316	37.540	42.420	273.4	28:15.517
12	2	1:52.244	38.960	33.981	39.303	253.5	49:24.561	12	1	1:54.829	40.127	35.470	39.232	272.0	30:16.793
		<b>45</b>						13	1	1:54.362	38.926	35.837	39.599	273.4	32:11.622
		<b>Lola-MG EX257 2002</b>						14	1	1:58.321	38.948	35.909	43.464	271.4	34:05.984
		1. Lionel BOCH					LMP2B	15	1	1:58.321	38.948	35.909	43.464	271.4	36:04.305
1	1	13:01.247					13:01.247	16	1	7:17.137 B	40.249	36.176	6:00.712	259.6	43:21.442
2	1	2:12.308					15:13.555	17	1	2:03.242	48.531	36.629	38.082	153.8	45:24.684
3	1	7:51.369					23:04.924	18	1	1:56.758	37.371	37.113	42.274	274.1	47:21.442
4	1	2:02.115					25:07.039	19	1	1:48.270	38.198	32.798	37.274	276.2	49:09.712
5	1	1:59.246					27:06.285	20	1	1:45.329	36.208	32.103	37.018	274.1	50:55.041
6	1	1:58.276					29:04.561			<b>50</b>					
7	1	1:58.113					31:02.674			<b>Porsche 996 RSR TT 2006</b>					
8	1	1:57.677					33:00.351			1. Michael FÖVÉNY					GT1B
9	1	1:58.973					34:59.324			2. Stefan ROITMAYER					
10	1	1:57.640					36:56.964	1	2	2:58.621	1:26.699	44.467	47.455	80.7	2:58.621
11	1	9:28.233 B					46:25.197	2	2	1:57.895	41.204	36.492	40.199	268.7	4:56.516
12	1	2:12.645					48:37.842	3	2	2:01.035	38.773	36.045	46.217	271.4	6:57.551
13	1	2:02.708					50:40.550	4	2	5:15.826 B	1:01.476			134.7	12:13.377
14	1	1:59.002					52:39.552	5	2	2:13.844	54.810	37.429	41.605	115.3	14:27.221
		<b>46</b>						6	2	5:49.554 B	40.719	39.317	4:29.518	250.6	20:16.775
		<b>Maserati MC12 GT1 2005</b>						7	1	2:45.477	1:07.213	48.085	50.179	114.3	23:02.252
		1. Joe MACARI					GT1B	8	1	2:19.950	47.321	45.011	47.618	235.3	25:22.202
		2. Marco ZANASI						9	1	2:18.368	45.046	46.192	47.130	247.7	27:40.570
1	1	2:35.988	1:10.887	42.894	42.207	110.8	2:35.988	10	1	3:19.113 B	44.251	43.314	1:51.548	250.6	30:59.683
2	1	1:57.360	40.767	37.414	39.179	269.3	4:33.348	11	2	2:25.373	55.174	42.948	47.251	143.0	33:25.056
3	1	1:59.032	39.020	39.246	40.766	270.7	6:32.380	12	2	2:13.314	44.504	43.887	44.923	260.2	35:38.370
4	1	2:05.002 B	52.192			270.7	8:37.382	13	2	7:49.744 B	43.614	43.965	6:22.165	258.4	43:28.114
5	1	2:17.261	59.010	38.662	39.589	108.2	10:54.643	14	2	2:51.191	1:21.879	42.889	46.423	135.0	46:19.305
6	1	1:59.610	39.779	37.995	41.836	264.7	12:54.253	15	2	2:11.943	44.713	42.599	44.631	252.9	48:31.248
7	1	1:55.937	39.256	37.767	38.914	270.0	14:50.190	16	2	2:11.530	43.061	42.016	46.453	253.5	50:42.778
8	1	5:08.878 B	39.337	34.942	3:54.599	273.4	19:59.068			<b>52</b>					
9	2	2:11.006	53.522	37.076	40.408	154.5	22:10.074			<b>Porsche 993 GT2 Evo 1999</b>					
10	2	1:59.291	44.028	35.955	39.308	274.1	24:09.365			1. Benoit ROMAC					GT2A
11	2	1:52.761	38.699	35.466	38.596	274.1	26:02.126	1	1	3:46.149	2:04.779	51.228	50.142	99.3	3:46.149
12	2	2:01.017	40.679	37.468	42.870	275.5	28:03.143	2	1	2:14.764	46.358	42.218	46.188	238.4	6:00.913
13	2	1:56.033	39.021	36.792	40.220	275.5	29:59.176	3	1	4:14.296 B	43.740			243.2	10:15.209
14	2	2:00.844	42.883	39.008	38.953	274.8	32:00.020	4	1	2:21.966	57.424	40.215	44.327	101.1	12:37.175
15	2	1:51.261	37.866	34.696	38.699	274.8	33:51.281	5	1	2:04.889	42.598	38.782	43.509	245.5	14:42.064
16	2	2:13.724	37.574	49.158	46.992	274.8	36:05.005	6	1	5:30.924 B	41.253	38.005	4:11.666	247.7	20:12.988
17	2	7:15.376 B	40.331	39.084	5:55.961	266.0	43:20.381	7	1	2:12.304	49.963	39.292	43.049	153.2	22:25.292
18	1	2:09.648	50.353	36.638	42.657	147.9	45:30.029	8	1	2:03.458	41.404	39.207	42.847	251.2	24:28.750
19	1	1:52.613	38.567	35.348	38.698	272.0	47:22.642	9	1	2:04.696	42.906	40.050	41.740	255.9	26:33.446
20	1	1:54.995	38.779	34.340	41.876	273.4	49:17.637	10	1	2:00.376	40.688	37.143	42.545	252.9	28:33.822
21	1	1:51.659	38.456	34.522	38.681	272.0	51:09.296	11	1	2:07.020	42.236	42.670	42.114	254.1	30:40.842



# ENDURANCE RACING LEGENDS

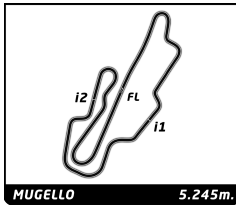
## MUGELLO CLASSIC

### QUALIFYING 1

#### Sector Analysis

Personal Best Session Best B Crossing the finish line in pit lane

Lap	D	Time	Sector 1	Sector 2	Sector 3	T. Spd	Elapsed	Lap	D	Time	Sector 1	Sector 2	Sector 3	T. Spd	Elapsed
<b>53</b>	Aston Martin DBR9 2006 1. Richard MEINS 2. Andrew BENTLEY GT1B							16	1	1:45.711	37.577	<b>31.972</b>	36.162	290.3	47:08.219
	1	3:01.436	1:27.286	45.978	48.172	83.1	3:01.436	17	1	<b>1:44.145</b>	<b>35.535</b>	32.832	<b>35.778</b>	291.9	48:52.364
	2	<b>2:05.294</b>	43.128	40.147	<b>42.019</b>	254.1	5:06.730	18	1	1:47.999	35.573	33.004	39.422	293.5	50:40.363
	3	5:32.324 <b>B</b>	40.833	<b>36.264</b>	4:15.227	268.0	10:39.054								
	4	2:13.507	51.981	39.487	42.039	150.6	12:52.561								
<b>54</b>	BMW M3 E46 GTR 2001 1. Steven OSBORNE GT2B							1	1	3:01.644	1:26.422	46.410	48.812	109.5	3:01.644
	2	2:12.948	45.720	42.025	45.203	218.6	5:14.592	2	1	4:33.333 <b>B</b>	53.134	47.874	2:52.325	215.1	9:34.842
	3	3:45.408 <b>B</b>	43.721	41.444	2:20.243	226.9	9:00.000	3	1	2:30.486	58.552	44.977	46.957	113.6	12:05.328
	4	4:24.675	2:57.710	42.051	44.914	125.6	13:24.675	4	1	2:11.617	44.113	41.936	45.568	250.0	14:16.945
	5	1:20.873	43.172	40.912	43.789	243.2	15:32.548	5	1	6:09.799 <b>B</b>	42.832	40.511	4:46.456	251.7	20:26.744
	6	5:20.771 <b>B</b>	48.580			235.8	20:53.319	6	1	2:19.795	54.908	40.555	44.332	130.1	22:46.539
	7	2:28.401	56.835	45.700	45.866	121.5	23:21.720	7	1	2:03.974	42.396	38.521	43.057	250.6	24:50.513
	8	2:06.788	42.594	40.078	44.116	237.4	25:28.508	8	1	2:02.261	41.504	37.689	43.068	253.5	26:52.774
	9	2:08.413	43.263	41.057	44.093	249.4	27:36.921	9	1	2:02.128	41.428	37.680	43.020	252.9	28:54.902
	10	2:05.352	42.312	<b>39.362</b>	43.678	248.3	29:42.273	10	1	<b>1:59.807</b>	40.498	<b>37.308</b>	<b>42.001</b>	250.0	30:54.709
	11	2:05.497	41.692	40.168	43.637	249.4	31:47.770	11	1	2:00.084	<b>40.207</b>	37.616	42.261	250.6	32:54.793
	12	5:29.229 <b>B</b>	42.989	41.507	4:04.733	219.1	37:16.999	12	1	2:04.082	40.390	40.182	43.510	254.1	34:58.875
	13	5:52.891 <b>B</b>	59.248			132.4	43:09.890								
14	2:20.759	55.742	41.056	43.961	101.6	45:30.649									
15	2:05.583	42.442	39.662	43.479	249.4	47:36.232									
16	<b>2:04.286</b>	<b>41.345</b>	39.590	<b>43.351</b>	250.6	49:40.518									
<b>56</b>	Porsche 993 GT2 1996 1. Kyle TILLEY INV							1	1	3:03.084	1:32.074	41.674	49.336	92.7	3:03.084
	2	2:28.366	56.436	45.061	46.869	148.1	12:26.623	2	1	2:02.356	42.349	38.627	41.380	251.2	5:05.440
	3	9:05.494 <b>B</b>	45.289	46.120	7:34.085	232.3	21:32.117	3	1	3:54.560 <b>B</b>	40.689	35.512	2:38.359	244.9	9:00.000
	4	2:25.744	55.828	43.967	45.949	153.8	23:57.861	4	1	4:16.926	2:47.202	43.379	46.345	106.1	13:16.926
	5	2:12.032	45.180	41.531	45.321	235.3	26:09.893	5	1	2:07.730	42.366	41.481	43.883	248.3	15:24.656
	6	2:14.848	45.211	44.932	44.705	227.8	28:24.741	6	1	6:21.037 <b>B</b>	43.908			235.8	21:45.693
	7	2:07.392	42.501	40.643	44.248	265.4	30:32.133	7	1	2:20.884	56.753	39.578	44.553	112.5	24:06.577
	8	2:07.034	43.496	39.959	43.579	232.8	32:39.167	8	1	2:04.021	42.574	38.309	43.138	243.8	26:10.598
	9	2:06.112	<b>42.325</b>	39.742	44.045	267.3	34:45.279	9	1	2:04.929	42.446	38.451	44.032	235.8	28:15.527
	10	<b>2:04.208</b>	43.066	<b>39.156</b>	<b>41.986</b>	229.3	36:49.487	10	1	2:05.326	43.474	39.410	42.442	241.1	30:20.853
	11							11	1	2:13.076	46.522	42.208	44.346	236.3	32:33.929
12							12	1	4:15.184 <b>B</b>	41.330	40.212	2:53.642	244.9	36:49.113	
13							13	1	6:35.792 <b>B</b>	54.121			157.2	43:24.905	
14							14	1	2:06.499	48.481	37.261	40.757	169.5	45:31.404	
15							15	1	1:57.009	41.047	35.320	40.642	251.7	47:28.413	
16							16	1	<b>1:54.687</b>	<b>39.372</b>	<b>35.026</b>	<b>40.289</b>	245.5	49:23.100	
<b>58</b>	Dallara SP1 2002 1. Gregor FISKEN LMP1B							1	1	4:18.585	2:31.922	52.935	53.728	92.1	4:18.585
	2	2:21.043	50.944	40.753	49.346	168.0	5:49.986	2	1	5:59.979 <b>B</b>	50.462	49.868	4:19.649	195.7	10:18.564
	3	4:54.164 <b>B</b>	43.459	43.888	3:26.817	250.6	10:44.150	3	1	2:39.769	1:01.664	45.841	52.264	103.8	12:58.333
	4	2:18.630	59.515	37.392	41.723	104.2	13:02.780	4	1	2:25.810	48.489	46.449	50.872	214.3	15:24.143
	5	1:57.130	40.575	36.749	39.806	275.5	14:59.910	5	1	5:21.011 <b>B</b>	48.911			219.5	20:45.154
	6	5:22.775 <b>B</b>	37.352	35.360	4:10.063	287.2	20:22.685	6	1	2:42.670	1:03.982	45.819	52.869	96.3	23:27.824
	7	2:14.945	57.646	37.449	39.850	127.5	22:37.630	7	1	2:22.821	49.526	43.446	49.849	206.9	25:50.645
	8	1:51.751	37.559	33.872	40.320	276.9	24:29.381	8	1	2:20.337	46.918	45.044	48.375	225.0	28:10.982
	9	1:50.948	40.462	33.400	37.086	244.3	26:20.329	9	1	2:19.705	47.905	44.125	47.675	224.1	30:30.687
	10	1:52.446	37.281	34.801	40.364	291.9	28:12.775	10	1	2:18.215	46.289	43.195	48.731	234.3	32:48.902
	11	1:54.203	38.683	37.561	37.959	279.1	30:06.978	11	1	2:17.481	45.214	43.882	48.385	238.4	35:06.383
	12	1:47.061	37.152	32.946	36.963	293.5	31:54.039	12	1	2:16.720	45.629	43.670	47.421	232.8	37:23.103
	13	1:45.652	36.735	32.350	36.567	292.7	33:39.691	13	1	6:25.731 <b>B</b>	52.427			234.8	43:48.834
	14	9:36.917 <b>B</b>	37.057	34.900	8:24.960	291.9	43:16.608	14	1	2:33.235	57.831	45.314	50.090	113.1	46:22.069
	15	2:05.900	50.580	37.043	38.277	125.0	45:22.508	15	1	<b>2:14.305</b>	45.636	<b>41.913</b>	<b>46.756</b>	231.8	48:36.374
16							16	1	2:14.819	<b>44.717</b>	43.127	46.975	240.0	50:51.193	
<b>59</b>	Porsche 993 GT2 Evo 1999 1. Rémi TERRAIL GT2A							1	1	5:01.509	2:59.899	1:00.298	1:01.312	64.7	5:01.509
	2	4:33.333 <b>B</b>	53.134	47.874	2:52.325	215.1	9:34.842	2	1	4:33.333 <b>B</b>	53.134	47.874	2:52.325	215.1	9:34.842
	3	2:30.486	58.552	44.977	46.957	113.6	12:05.328	3	1	2:30.486	58.552	44.977	46.957	113.6	12:05.328
	4	2:11.617	44.113	41.936	45.568	250.0	14:16.945	4	1	2:11.617	44.113	41.936	45.568	250.0	14:16.945
	5	6:09.799 <b>B</b>	42.832	40.511	4:46.456	251.7	20:26.744	5	1	6:09.799 <b>B</b>	42.832	40.511	4:46.456	251.7	20:26.744
	6	2:19.795	54.908	40.555	44.332	130.1	22:46.539	6	1	2:19.795	54.908	40.555	44.332	130.1	22:46.539
	7	2:03.974	42.396	38.521	43.057	250.6	24:50.513	7	1	2:03.974	42.396	38.521	43.057	250.6	24:50.513
	8	2:02.261	41.504	37.689	43.068	253.5	26:52.774	8	1	2:02.261	41.504	37.689	43.068	253.5	26:52.774
	9	2:02.128	41.428	37.680	43.020	252.9	28:54.902	9	1	2:02.128	41.428	37.680	43.020	252.9	28:54.902
	10	<b>1:59.807</b>	40.498	<b>37.308</b>	<b>42.001</b>	250.0	30:54.709	10	1	<b>1:59.807</b>	40.498	<b>37.308</b>	<b>42.001</b>	250.0	30:54.709
	11	2:00.084	<b>40.207</b>	37.616	42.261	250.6	32:54.793	11	1	2:00.084	<b>40.207</b>	37.616	42.261	250.6	32:54.793
	12	2:04.082	40.390	40.182	43.510	254.1	34:58.875	12	1	2:04.082	40.390	40.182	43.510	254.1	34:58.875
<b>63</b>	Chevrolet Corvette C6 ZR1 2010 1. John EMBERSON 2. Nigel GREENSALL GT2C							1	1	3:03.084	1:32.074	41.674	49.336	92.7	3:03.084
	2	2:02.356	42.349	38.627	41.380	251.2	5:05.440	2	1	2:02.356	42.349	38.627	41.380	251.2	5:05.440
	3	3:54.560 <b>B</b>	40.689	35.512	2:38.359	244.9	9:00.000	3	1	3:54.560 <b>B</b>	40.689	35.512	2:38.359	244.9	9:00.000
	4	4:16.926	2:47.202	43.379	46.345	106.1	13:16.926	4	1	4:16					



# ENDURANCE RACING LEGENDS

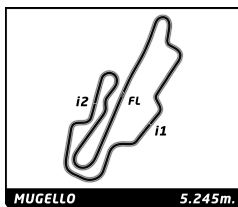
## MUGELLO CLASSIC

### QUALIFYING 1

### Sector Analysis

Personal Best Session Best B Crossing the finish line in pit lane

Lap	D	Time	Sector 1	Sector 2	Sector 3	T. Spd	Elapsed	Lap	D	Time	Sector 1	Sector 2	Sector 3	T. Spd	Elapsed			
<b>75</b>	Porsche 997 GT3 RSR 2009							GT2C	16	1	2:11.280	43.553	40.733	46.994	237.4	52:42.590		
	1.Lee MAXTED-PAGE								GT2A	<b>79</b>	Porsche 993 GT2 1995							
	1.Lee MAXTED-PAGE									1.Jean-Louis BONNET								
	1	1	3:19.422	1:43.193	47.610	48.619	89.5			3:19.422	1	1	3:56.173	2:08.517	54.894	52.762	90.4	3:56.173
	2	1	2:18.929	48.766	43.869	46.294	221.8			5:38.351	2	1	2:28.374	49.697	48.306	50.371	199.3	6:24.547
	3	1	3:52.612	B 43.939	46.318	2:22.355	244.9			9:30.963	3	1	3:21.521	B 55.590			199.6	9:46.068
	4	1	2:23.946	58.350	40.903	44.693	110.4			11:54.909	4	1	2:36.766	57.802	48.514	50.450	122.4	12:22.834
	5	1	2:05.894	41.847	40.355	43.692	251.2			14:00.803	5	1	2:21.995	47.765	46.175	48.055	207.3	14:44.829
	6	1	2:20.517	42.963	48.001	49.553	250.0			16:21.320	6	1	6:12.281	B 47.199	49.133	4:35.949	228.3	20:57.110
	7	1	3:47.871	B 59.065			117.8			20:09.191	7	1	2:30.582	54.672	46.098	49.812	139.2	23:27.692
	8	1	2:16.783	53.268	40.509	43.006	160.2			22:25.974	8	1	2:17.459	46.776	44.172	46.511	210.5	25:45.151
	9	1	2:04.485	41.296	39.493	43.696	251.2			24:30.459	9	1	2:18.298	45.074	43.304	49.920	230.3	28:03.449
	10	1	2:08.105	42.175	41.511	44.419	252.3			26:38.564	10	1	2:14.048	44.897	43.030	46.121	233.8	30:17.497
	11	1	2:01.547	41.383	37.867	42.297	252.9			28:40.111	11	1	2:13.220	44.990	42.573	45.657	228.3	32:30.717
	12	1	2:01.545	40.816	38.202	42.527	250.6			30:41.656	12	1	2:14.473	43.882	44.205	46.386	247.1	34:45.190
	13	1	2:02.262	40.762	38.374	43.126	252.9			32:43.918	13	1	2:14.491	45.774	42.494	46.223	204.5	36:59.681
14	1	2:01.146	41.316	37.227	42.603	252.3	34:45.064	14		1	6:46.839	B 46.493			223.6	43:46.520		
15	1	1:58.901	40.389	36.948	41.564	250.0	36:43.965	15	1	2:22.255	53.372	42.186	46.697	147.3	46:08.775			
<b>76</b>	Porsche 996 GT3-RSR 2005							GT2C	16	1	2:15.805	46.411	42.486	46.908	229.3	48:24.580		
	1.Jean-Lou RIHON								GT2B	<b>80</b>	Porsche 996 GT3-R 2000							
	2.Nick PADMORE									1.Richard HYWEL EVANS								
	1	2	3:42.856	2:05.775	48.135	48.946	103.4			3:42.856	1	2	3:22.070	1:37.947	51.193	52.930	93.5	3:22.070
	2	2	2:10.142	45.098	41.355	43.689	240.0			5:52.998	2	2	2:18.046	48.454	43.494	46.098	204.9	5:40.116
	3	2	3:39.745	B 43.534	48.196	2:08.015	257.8			9:32.743	3	2	3:17.674	B 43.369	46.274	1:48.031	245.5	8:57.790
	4	2	2:17.148	55.554	39.049	42.545	108.8			11:49.891	4	2	2:16.416	52.946	40.113	43.357	145.6	11:14.206
	5	2	2:01.766	41.157	37.991	42.618	255.9			13:51.657	5	2	2:07.686	43.752	40.644	43.290	245.5	13:21.892
	6	2	5:54.141	B 44.367	43.096	4:26.678	258.4			19:45.798	6	2	7:36.805	B 42.386	40.071	6:14.348	242.7	20:58.697
	7	1	2:32.980	1:02.052	43.746	47.182	101.0			22:18.778	7	2	2:30.063	53.693	46.007	50.363	152.3	23:28.760
	8	1	2:08.132	43.606	40.002	44.524	239.5			24:26.910	8	2	2:18.865	48.982	43.284	46.599	227.8	25:47.625
	9	1	2:11.067	44.546	42.223	44.298	236.3			26:37.977	9	2	2:17.278	43.584	42.760	50.934	246.0	28:04.903
	10	1	2:10.909	43.776	40.174	46.959	255.9			28:48.886	10	2	2:15.700	44.369	45.068	46.263	250.0	30:20.603
	11	1	2:06.478	42.303	40.324	43.851	254.1			30:55.364	11	2	2:16.633	45.703	45.430	45.500	247.1	32:37.236
	12	1	2:07.524	43.742	39.979	43.803	205.3			33:02.888	12	2	2:11.168	43.401	42.665	45.102	247.1	34:48.404
	13	1	2:05.427	41.912	39.459	44.056	257.8			35:08.315	13	2	2:11.533	43.589	42.381	45.563	247.7	36:59.937
14	1	2:06.948	42.529	40.734	43.685	255.3	37:15.263	14		2	3:13.800	B 45.138			248.8	40:13.737		
15	1	6:23.670	B 52.510			259.6	43:38.933	15	2	5:23.367	3:54.924	43.620	44.823	105.2	45:37.104			
16	1	2:18.360	53.273	40.490	44.597	109.9	45:57.293	16	2	2:07.785	42.712	40.215	44.858	246.0	47:44.889			
17	1	2:04.675	42.121	38.960	43.594	258.4	48:01.968	17	2	2:07.445	42.341	40.163	44.941	247.1	49:52.334			
18	1	2:04.016	41.806	39.548	42.662	254.7	50:05.984	18	2	2:08.035	42.610	40.792	44.633	246.0	52:00.369			
<b>78</b>	Porsche 996 GT3-R 2000							GT2B	<b>83</b>	Audi R8 LMP 2002								
	1.Pascal DUHAMEL								1.François PERRODO									
	1	1	3:48.248	1:58.700	53.243	56.305	113.0		3:48.248	1	1	3:13.665	1:39.719	45.957	47.989	87.7	3:13.665	
	2	1	2:32.617	49.735	51.193	51.689	221.3		6:20.865	2	1	6:02.765	B 44.159	38.660	4:39.946	237.9	9:16.430	
	3	1	3:53.995	B 58.073			219.1		10:14.860	3	1	2:07.660	52.487	35.095	40.078	149.0	11:24.090	
	4	1	5:27.981	B 1:02.342	46.246	3:39.393	95.3		15:42.841	4	1	1:57.733	39.087	39.153	39.493	281.2	13:21.823	
	5	1	5:06.777	B 1:06.278			108.2		20:49.618	5	1	1:56.964	37.952	38.288	40.724	282.7	15:18.787	
	6	1	2:34.241	1:00.342	45.340	48.559	104.4		23:23.859	6	1	5:52.546	B 38.565	45.820	4:28.161	283.5	21:11.333	
	7	1	2:17.951	45.796	43.349	48.806	232.8		25:41.810	7	1	2:10.510	49.654	38.208	42.648	159.1	23:21.843	
	8	1	4:27.532	B 45.071	45.079	2:57.382	227.4		30:09.342	8	1	1:47.743	37.515	32.712	37.516	278.4	25:09.586	
	9	1	2:31.804	56.799	47.554	47.451	128.0		32:41.146	9	1	1:45.503	37.102	31.481	36.920	282.7	26:55.089	
	10	1	2:14.950	45.569	42.189	47.192	237.9		34:56.096	10	1	1:48.494	36.779	32.117	39.598	285.0	28:43.583	
	11	1	2:13.540	44.765	42.343	46.432	228.8		37:09.636	11	1	1:49.626	37.417	35.083	37.126	281.2	30:33.209	
	12	1	6:29.769	B 55.981			236.3		43:39.405									
	13	1	2:27.072	56.704	43.341	47.027	112.7		46:06.477									
	14	1	2:13.194	44.945	41.391	46.858	235.8		48:19.671									
15	1	2:11.639	44.045	41.262	46.332	233.3	50:31.310											



# ENDURANCE RACING LEGENDS

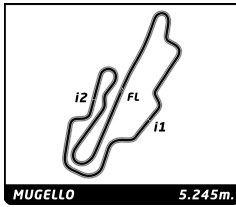
## MUGELLO CLASSIC

### QUALIFYING 1

### Sector Analysis

■ Personal Best ■ Session Best ■ Crossing the finish line in pit lane

Lap	D	Time	Sector 1	Sector 2	Sector 3	T. Spd	Elapsed	Lap	D	Time	Sector 1	Sector 2	Sector 3	T. Spd	Elapsed
<b>88</b> Aston Martin DBR9 2006 1. Philip KADOORIE GT1B															
1	1	2:57.840	1:27.589	44.940	45.311	83.7	2:57.840								
2	1	1:56.442	39.885	36.934	39.623	260.9	4:54.282								
3	1	1:51.033	38.519	34.035	38.479	262.1	6:45.315								
4	1	1:59.060	B	50.741		186.5	8:44.375								
5	1	2:12.642	52.641	41.284	38.717	144.8	10:57.017								
6	1	1:58.957	38.742	40.027	40.188	266.0	12:55.974								
7	1	7:44.780	B	38.241	40.825	6:25.714	264.1	20:40.754							
8	1	2:09.872	55.358	35.805	38.709	88.6	22:50.626								
9	1	1:52.303	38.457	35.270	38.576	265.4	24:42.929								
10	1	1:50.149	38.012	33.520	38.617	264.1	26:33.078								
11	1	1:49.440	38.030	33.218	38.192	266.0	28:22.518								
12	1	1:54.584	37.859	34.969	41.756	266.7	30:17.102								
13	1	1:50.684	38.873	33.595	38.216	265.4	32:07.786								
<b>97</b> Marcos LM500 1994 1. Stephen KEATING GT2A															
1	1	13:47.956	...	52.724	55.239	84.1	13:47.956								
2	1	6:41.555	B	52.597	53.717	4:55.241	182.4	20:29.511							
3	1	2:42.782	1:04.216	48.323	50.243	104.2	23:12.293								
4	1	2:21.438	47.117	44.820	49.501	218.2	25:33.731								
5	1	2:21.975	46.302	45.688	49.985	232.8	27:55.706								
6	1	2:21.202	46.217	45.884	49.101	234.3	30:16.908								
7	1	2:29.112	48.645	49.871	50.596	202.2	32:46.020								
8	1	2:25.537	47.797	47.436	50.304	234.3	35:11.557								
<b>103</b> Porsche 993 GT2 Evo 1999 1. Olivier PIQUET GT2A															
1	1	3:18.435	1:26.104	54.636	57.695	90.4	3:18.435								
2	1	2:31.078	51.385	47.399	52.294	206.1	5:49.513								
3	1	4:54.756	B	50.380	54.975	3:09.401	205.3	10:44.269							
4	1	2:41.143	1:04.019	47.429	49.695	91.0	13:25.412								
5	1	2:18.564	45.160	44.773	48.631	229.3	15:43.976								
6	1	5:18.567	B	48.371		228.8	21:02.543								
7	1	2:33.750	58.627	45.838	49.285	108.2	23:36.293								
8	1	2:16.901	45.631	44.239	47.031	222.7	25:53.194								
9	1	2:13.070	44.643	42.542	45.885	230.8	28:06.264								
10	1	2:13.150	43.458	43.961	45.731	241.1	30:19.414								
11	1	2:09.254	43.778	40.827	44.649	244.3	32:28.668								
12	1	2:04.347	41.668	39.048	43.631	242.7	34:33.015								
13	1	2:07.140	42.471	40.156	44.513	241.6	36:40.155								
14	1	6:56.348	B	43.388	46.023	5:26.937	242.2	43:36.503							
15	1	2:20.720	54.403	41.241	45.076	118.0	45:57.223								
16	1	2:06.205	42.810	39.066	44.329	228.3	48:03.428								
17	1	2:05.655	41.836	39.508	44.311	247.1	50:09.083								
<b>111</b> Lucchini P3-96 1998 1. Filippo FRANCONI LMP2A															
1	1	3:02.926	1:33.159	43.920	45.847	89.3	3:02.926								
2	1	2:00.601	42.007	37.965	40.629	242.2	5:03.527								
3	1	3:46.855	B	39.266	34.412	2:33.177	242.7	8:50.382							
4	1	2:05.783	49.764	36.256	39.763	143.4	10:56.165								
5	1	2:02.862	40.049	36.933	45.880	242.2	12:59.027								
6	1	1:55.837	38.346	37.103	40.388	246.6	14:54.864								
7	1	5:07.355	B	38.227	38.960	3:50.168	244.3	20:02.219							
8	1	2:06.801	49.298	36.065	41.438	162.9	22:09.020								
9	1	1:52.107	38.509	34.222	39.376	243.8	24:01.127								
10	1	1:51.107	38.054	33.490	39.563	247.1	25:52.234								
<b>115</b> Ferrari F430 GTC Evo 2009 1. Marc DEVIS 2. Mathias DEVIS GT2C															
1	1	3:52.156	2:11.044	51.041	50.071	122.6	3:52.156								
2	1	2:22.682	47.393	47.810	47.479	229.8	6:14.838								
3	1	3:22.454	B	51.069		181.5	9:37.292								
4	1	2:25.220	56.545	43.074	45.601	117.8	12:02.512								
5	1	2:20.637	46.375	44.685	49.577	238.4	14:23.149								
6	1	6:40.842	B	44.176	42.496	5:14.170	240.5	21:03.991							
7	1	2:23.793	56.282	41.575	45.936	111.6	23:27.784								
8	1	5:20.488	B	45.911	40.917	3:53.660	241.6	28:48.272							
9	2	2:35.394	1:02.686	45.622	47.086	122.7	31:23.666								
10	2	2:09.626	46.454	39.363	43.809	224.1	33:33.292								
11	2	2:05.033	43.399	38.178	43.456	246.0	35:38.325								
12	2	8:14.845	B	43.745	39.443	6:51.657	241.1	43:53.170							
13	2	2:16.316	54.648	39.118	42.550	141.4	46:09.486								
14	2	2:43.108	1:18.188	40.819	44.101	250.0	48:52.594								
15	2	2:05.188	42.908	39.631	42.649	245.5	50:57.782								
<b>130</b> Ferrari F430 GTC Evo 2009 1. Ronald LENTERS GT2C															
1	1	3:55.374	2:23.961	45.660	45.753	90.8	3:55.374								
2	1	5:58.019	B	44.837	49.000	4:24.182	241.1	9:53.393							
3	1	5:11.536	B	52.847	41.803	3:36.886	133.3	15:04.929							
4	1	6:02.397	B	55.166	47.601	4:19.630	147.1	21:07.326							
5	1	2:26.561	59.292	41.976	45.293	116.8	23:33.887								
6	1	2:14.493	44.704	43.242	46.547	248.8	25:48.380								
7	1	2:15.921	43.561	44.004	48.356	241.1	28:04.301								
8	1	2:13.216	44.436	44.420	44.360	240.5	30:17.517								
9	1	2:05.409	42.466	39.769	43.174	251.2	32:22.926								
10	1	2:06.886	42.122	42.105	42.659	252.3	34:29.812								
11	1	2:03.327	41.783	38.565	42.979	251.7	36:33.139								
12	1	7:10.069	B	42.912	44.299	5:42.858	252.3	43:43.208							
13	1	2:17.021	53.105	40.936	42.980	142.9	46:00.229								
14	1	2:02.321	41.451	38.197	42.673	254.1	48:02.550								
15	1	2:03.790	41.741	39.517	42.532	255.3	50:06.340								
16	1	2:03.424	41.687	38.498	43.239	253.5	52:09.764								
<b>137</b> Courage C65 2005 1. Michael CANTILLON LMP2B															
1	1	13:13.332	B	4:29.076	44.101	8:00.155	104.4	13:13.332							
2	1	2:14.590	52.907	39.026	42.657	123.1	15:27.922								
3	1	9:47.374	B	41.898	43.944	8:21.532	254.7	25:15.296							
4	1	2:22.548	1:00.498	39.319	42.731	116.8	27:37.844								



# ENDURANCE RACING LEGENDS

## MUGELLO CLASSIC

### QUALIFYING 1

### Sector Analysis

■ Personal Best ■ Session Best B Crossing the finish line in pit lane

Lap	D	Time	Sector 1	Sector 2	Sector 3	T. Spd	Elapsed	Lap	D	Time	Sector 1	Sector 2	Sector 3	T. Spd	Elapsed
5	1	7:19.945	B	41.153	36.930	6:01.862	238.4	34:57.789							
6	1	2:16.817		55.798	39.375	41.644	113.3	37:14.606							
7	1	2:25.041	B	52.073			255.3	39:39.647							
8	1	5:42.868		4:23.974	37.390	41.504	100.0	45:22.515							
9	1	1:57.680		39.079	37.421	41.180	257.1	47:20.195							
10	1	1:58.850		42.846	35.886	40.118	243.2	49:19.045							
11	1	1:51.140		38.435	34.252	38.453	254.1	51:10.185							

<b>169</b>	Aston Martin DBRS9 2010															
	1. Mr JOHN OF B		GT2C													
		2. Soheil AYARI														
1	2	4:44.831		3:06.617	49.934	48.280	100.0	4:44.831								
2	2	6:26.682	B	47.284	43.307	4:56.091	215.1	11:11.513								
3	2	2:19.340		54.059	42.034	43.247	138.3	13:30.853								
4	2	2:03.520		41.669	39.899	41.952	256.5	15:34.373								
5	2	5:39.828	B	45.920			258.4	21:14.201								
6	1	2:24.987		54.359	44.302	46.326	127.8	23:39.188								
7	1	2:08.049		43.032	40.777	44.240	252.9	25:47.237								
8	1	2:05.249		41.687	39.850	43.712	255.9	27:52.486								
9	1	6:21.209	B	41.162	39.884	5:00.163	255.3	34:13.695								
10	1	2:15.728		54.800	38.418	42.510	105.9	36:29.423								
11	1	7:03.113	B	41.200	46.000	5:35.913	256.5	43:32.536								
12	1	2:15.767		52.819	40.108	42.840	151.0	45:48.303								
13	1	2:01.287		41.119	38.156	42.012	254.7	47:49.590								
14	1	2:02.753		40.878	38.509	43.366	258.4	49:52.343								
15	1	2:03.347		41.006	38.118	44.223	258.4	51:55.690								

<b>311</b>	Porsche 996 GT3-RSR 2003															
	1. Hervé DELAUNAY		GT2B													
		2. Amélie DELAUNAY														
1	1	13:41.290						13:41.290								
2	1	2:29.533						16:10.823								
3	1	9:14.225						25:25.048								
4	1	2:44.899						28:09.947								
5	1	2:44.515						30:54.462								
6	1	2:34.156						33:28.618								
7	1	2:38.232						36:06.850								
8	1	10:42.999	B					46:49.849								
9	1	2:34.119						49:23.968								
10	1	2:33.783						51:57.751								

<b>964</b>	Porsche 964 Bi-Turbo 1996															
	1. Oren NATAF		GT1A													
		2. Ekaterina NABOYCHENKO														
1	1	3:07.107		1:16.934	52.806	57.367	115.8	3:07.107								
2	1	2:39.108		53.333	51.284	54.491	194.2	5:46.215								
3	1	5:12.238	B	1:43.945			200.0	10:58.453								
4	1	2:48.591		1:02.715	52.567	53.309	120.7	13:47.044								
5	1	6:48.432	B	51.475	53.210	5:03.747	205.3	20:35.476								