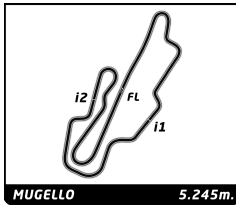


CLASSIC ENDURANCE RACING 2 MUGELLO CLASSIC QUALIFYING

Sector Analysis

Personal Best Session Best B Crossing the finish line in pit lane

Lap	D	Time	Sector 1	Sector 2	Sector 3	T. Spd	Elapsed	Lap	D	Time	Sector 1	Sector 2	Sector 3	T. Spd	Elapsed		
1	Cheetah G601 1976 1. Beat EGGIMANN P-2L							15	1	2:07.225	43.152	39.801	44.272	225.0	40:42.380		
	1	1	3:19.254	1:48.074	44.744	46.436	101.0	3:19.254									
	2	1	2:06.346	42.887	39.457	44.002	243.2	5:25.600									
	3	1	2:04.272	41.835	38.879	43.558	244.3	7:29.872									
	4	1	2:03.879	42.103	38.208	43.568	244.9	9:33.751									
	5	1	2:01.700	41.232	37.835	42.633	246.0	11:35.451									
	6	1	2:02.271	42.042	37.671	42.558	247.1	13:37.722									
	7	1	2:01.874	41.409	37.664	42.801	248.3	15:39.596									
	8	1	3:34.104 B	41.268	37.732	2:15.104	247.7	19:13.700									
	9	1	2:12.686	50.125	38.734	43.827	159.1	21:26.386									
	10	1	2:00.801	41.104	37.321	42.376	242.7	23:27.187									
	11	1	1:59.843	40.610	36.702	42.531	247.1	25:27.030									
	12	1	2:01.005	40.575	38.240	42.190	246.6	27:28.035									
	13	1	5:17.789 B	41.010	39.381	3:57.398	248.3	32:45.824									
	14	1	2:15.613	51.506	39.952	44.155	150.2	35:01.437									
	15	1	2:00.743	40.967	37.375	42.401	248.3	37:02.180									
	16	1	2:01.432	40.369	38.683	42.380	250.6	39:03.612									
	17	1	1:59.633	40.648	36.909	42.076	248.8	41:03.245									
	18	1	2:01.303	40.640	37.198	43.465	248.8	43:04.548									
19	1	1:59.009	40.596	36.673	41.740	249.4	45:03.557										
5	Chevron B36 1976 1. Carlos de QUESADA 2. Scooter GABEL P-2L							10	2	1	2:07.225	43.152	39.801	44.272	225.0	40:42.380	
	1	1	4:35.444	3:09.321	41.282	44.841	113.7										4:35.444
	2	1	2:03.350	42.240	37.240	43.870	231.8										6:38.794
	3	1	2:02.766	41.816	37.623	43.327	231.8										8:41.560
	4	1	2:01.017	40.968	37.232	42.817	232.3										10:42.577
	5	1	2:01.283	41.311	37.306	42.666	232.3										12:43.860
	6	1	2:01.889	40.687	37.678	43.524	234.8										14:45.749
	7	1	1:59.864	40.859	37.026	41.979	233.8										16:45.613
	8	1	5:35.762 B	40.897	37.256	4:17.609	235.3										22:21.375
	9	2	2:16.504	53.136	39.179	44.189	140.1										24:37.879
	10	2	2:04.217	42.906	38.334	42.977	233.3										26:42.096
	11	2	2:01.425	41.432	37.866	42.127	233.8										28:43.521
	12	2	2:01.217	41.172	37.709	42.336	237.4										30:44.738
	13	2	2:00.746	41.522	37.230	41.994	236.3										32:45.484
	14	2	2:00.997	41.260	37.361	42.376	235.3										34:46.481
15	2	2:03.758	41.800	39.685	42.273	231.8	36:50.239										
7	Chevron B21 1972 1. Jean LEGRAS 2. Frédéric DA ROCHA P-2L							11	2	1	2:07.225	43.152	39.801	44.272	225.0	40:42.380	
	1	2	7:18.316 B	2:11.855	47.603	4:18.858	118.4										7:18.316
	2	2	2:25.360	56.125	43.833	45.402	140.1										9:43.676
	3	2	2:11.433	44.992	40.286	46.155	245.5										11:55.109
	4	2	2:10.111	44.303	40.052	45.756	243.8										14:05.220
	5	2	2:09.086	44.445	39.951	44.690	244.3										16:14.306
	6	2	2:07.412	43.656	39.299	44.457	245.5										18:21.718
	7	2	4:19.619 B	43.508	39.415	2:56.696	246.6										22:41.337
	8	1	2:38.416	1:04.862	44.970	48.584	96.3										25:19.753
	9	1	2:17.320	46.871	43.401	47.048	205.7										27:37.073
	10	1	2:14.981	46.186	42.189	46.606	199.6										29:52.054
	11	1	2:12.916	45.265	41.829	45.822	214.3										32:04.970
	12	1	2:12.184	44.506	41.639	46.039	223.6										34:17.154
	13	1	2:09.985	44.384	40.658	44.943	225.5										36:27.139
14	1	2:08.016	43.633	40.036	44.347	232.8	38:35.155										
10	Osella PA5 1977 1. Roberto TURRIZIANI 2. Nick PADMORE P-2L							12	1	2:07.225	43.152	39.801	44.272	225.0	40:42.380		
	1	2	3:06.002	1:43.700	38.424	43.878	106.7									3:06.002	
	2	2	2:01.340	42.075	36.666	42.599	222.2									5:07.342	
	3	2	1:59.469	41.078	36.363	42.028	226.9									7:06.811	
	4	2	1:58.902	40.978	36.097	41.827	228.3									9:05.713	
	5	2	3:53.590 B	40.839	36.384	2:36.367	229.8									12:59.303	
	6	2	2:13.269	48.740	39.831	44.698	160.5									15:12.572	
	7	2	1:57.938	40.723	35.666	41.549	228.8									17:10.510	
	8	2	2:30.865 B	41.917	38.756	1:10.192	229.8									19:41.375	
	9	2	2:43.657 B													22:25.032	
	10	1	2:25.142	56.848	40.901	47.393	124.3									24:50.174	
	11	1	2:06.085	42.588	38.321	45.176	227.8									26:56.259	
	12	1	2:04.745	42.744	38.301	43.700	227.4									29:01.004	
13	1	3:00.723 B	44.838	51.013	1:24.872	228.3	32:01.727										
11	Lancia Beta Montecarlo Turbo Gr.5 1979 1. Alex VALLE 2. Fabio VALLE GT2							10	2	1	2:07.225	43.152	39.801	44.272	225.0	40:42.380	
	1	1	5:16.141 B	2:48.457	46.185	1:41.499	124.7										5:16.141
	2	1	2:26.236	1:00.177	40.977	45.082	111.7										7:42.377
	3	1	2:11.349	45.354	39.783	46.212	248.8										9:53.726
	4	1	2:07.905	44.131	40.586	43.188	263.4										12:01.631
	5	1	2:04.678	42.542	39.097	43.039	262.8										14:06.309
	6	1	2:16.397	46.084	44.918	45.395	252.3										16:22.706
	7	1	2:03.416	42.277	38.553	42.586	263.4										18:26.122
	8	1	2:02.713	41.538	38.372	42.803	265.4										20:28.835
	9	1	4:33.686 B	47.710	43.581	3:02.395	247.7										25:02.521
	10	2	2:22.373	56.513	42.080	43.780	119.3										27:24.894
	11	2	2:05.850	42.868	39.507	43.475	262.8										29:30.744
	12	2	2:05.888	42.638	39.729	43.521	263.4										31:36.632
	13	2	2:53.673 B	50.445	46.203	1:17.025	220.9										34:30.305
	14	2	7:04.862	5:29.690	43.110	52.062	126.5										41:35.167
	15	2	2:07.032	42.469	40.950	43.613	262.8										43:42.199
16	2	2:02.068	41.716	37.984	42.368	266.0	45:44.267										
12	Lola T298 1981 1. Stéphane NGUYEN P-2L							11	2	1	2:07.225	43.152	39.801	44.272	225.0	40:42.380	
	1	1	3:27.251	1:58.633	43.135	45.483	126.9										3:27.251
	2	1	2:03.624	42.611	38.526	42.487	240.0										5:30.875
	3	1	2:02.139	42.079	38.008	42.052	248.8										7:33.014
	4	1	2:02.122	41.599	38.191	42.332	248.8										9:35.136
	5	1	2:00.683	40.736	37.547	42.400	249.4										11:35.819
	6	1	2:00.417	40.628	37.501	42.288	250.6										13:36.236
	7	1	4:20.907 B	44.884	42.958	2:53.065	245.5										17:57.143
	8	1	2:08.834	49.206	37.429	42.199	154.7										20:05.977
	9	1	1:59.800	40.431	37.301	42.068	247.7										22:05.777
	10	1	2:10.792	42.504	42.968	45.320	247.7										24:16.569
	11	1	2:03.513	42.460	38.811	42.242	249.4										26:20.082
	12	1	1:58.568	40.237	36.823	41.508	248.8										28:18.650
	13	1	8:41.779 B	47.380	46.257	7:08.142	230.8										37:00.429
	14	1	2:13.985	51.094	39.322	43.569	161.2										39:14.414
	15	1	2:00.516	42.245	36.623	41.648	248.8										41:14.930
	16	1	1:58.295	39.889	36.486	41.920	248.8										43:13.225
17	1	1:57.576	39.961	36.210	41.405	250.0	45:10.801										

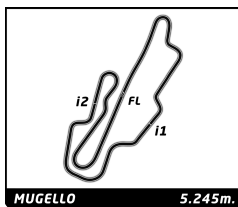


CLASSIC ENDURANCE RACING 2 MUGELLO CLASSIC QUALIFYING

Sector Analysis

Personal Best Session Best B Crossing the finish line in pit lane

Lap	D	Time	Sector 1	Sector 2	Sector 3	T. Spd	Elapsed	Lap	D	Time	Sector 1	Sector 2	Sector 3	T. Spd	Elapsed	
21		Chevron B26 1974 1. John EMBERSON 2. Nigel GREENSALL					P-2L		4	1	1:59.119	39.328	36.162	43.629	275.5	10:00.700
1	1	3:06.292	1:41.802	39.756	44.734	94.4	3:06.292	5	1	1:54.949	38.855	35.982	40.112	275.5	11:55.649	
2	1	2:04.247	42.799	37.922	43.526	215.6	5:10.539	6	1	1:56.406	40.188	35.498	40.720	279.1	13:52.055	
3	1	2:03.512	41.990	37.995	43.527	243.8	7:14.051	7	1	8:10.548 B	38.931	37.160	6:54.457	275.5	22:02.603	
								8	1	2:11.876	53.333	37.256	41.287	166.2	24:14.479	
								9	1	1:55.309	39.443	35.712	40.154	275.5	26:09.788	
								10	1	1:54.971	39.149	35.585	40.237	276.2	28:04.759	
								11	1	1:54.929	39.040	35.833	40.056	275.5	29:59.688	
								12	1	1:54.993	38.888	36.056	40.049	276.9	31:54.681	
								13	1	8:19.061 B	39.170	36.748	7:03.143	277.6	40:13.742	
								14	1	2:07.201	50.377	36.008	40.816	173.4	42:20.943	
22		Chevron B31 1975 1. Russell BÜST					P-2L									
1	1	3:26.901	1:57.828	43.205	45.868	99.3	3:26.901									
2	1	2:03.168	42.370	38.614	42.184	237.4	5:30.069									
3	1	2:01.849	41.649	37.966	42.234	239.5	7:31.918									
4	1	2:09.904	42.493	41.816	45.595	242.2	9:41.822									
5	1	1:59.785	40.611	36.812	42.362	240.5	11:41.607									
6	1	6:53.162 B	42.841	43.962	5:26.359	242.2	18:34.769									
7	1	2:14.854	53.920	38.396	42.538	115.5	20:49.623									
8	1	1:59.863	41.251	37.101	41.511	238.9	22:49.486									
9	1	3:38.062 B	40.903	39.499	2:17.660	242.7	26:27.548									
10	1	2:12.819	53.398	37.579	41.842	118.3	28:40.367									
11	1	1:59.292	40.448	37.165	41.679	239.5	30:39.659									
12	1	1:57.492	40.539	35.695	41.258	240.5	32:37.151									
13	1	3:58.474 B	45.161	42.179	2:31.134	218.6	36:35.625									
14	1	2:12.025	52.695	37.082	42.248	146.9	38:47.650									
15	1	2:11.895	52.536	37.145	42.214	240.0	40:59.545									
16	1	2:01.573	40.579	38.379	42.615	239.5	43:01.118									
17	1	1:59.158	40.503	36.899	41.756	240.5	45:00.276									
23		Chevron B27S 1974 1. Kyle TILLEY					P+2L									
1	1	4:58.299	3:30.814	43.761	43.724	187.8	4:58.299									
2	1	1:55.152	38.988	36.116	40.048	278.4	6:53.451									
3	1	1:54.504	38.726	35.914	39.864	278.4	8:47.955									
4	1	13:28.455 B	39.165	44.653	...	279.1	22:16.410									
5	1	17:49.377 B	54.802	43.184	...	162.4	40:05.787									
6	1	2:08.937	49.103	38.178	41.656	175.9	42:14.724									
7	1	1:54.539	38.841	35.729	39.969	279.8	44:09.263									
8	1	1:53.927	39.205	35.218	39.504	283.5	46:03.190									
26		Chevron B36 1976 1. Claude LE JEAN 2. Lucien ROSSIAUD					P-2L									
1	2	3:29.052	1:53.828	46.092	49.132	106.6	3:29.052									
2	2	2:16.350	45.449	43.022	47.879	237.9	5:45.402									
3	2	4:26.004 B	45.579	44.066	2:56.359	238.9	10:11.406									
4	2	2:24.121	54.862	42.707	46.552	122.2	12:35.527									
5	2	2:12.431	44.524	41.239	46.668	240.0	14:47.958									
6	2	2:12.904	43.782	43.317	45.805	243.8	17:00.862									
7	2	4:50.963 B	43.943	40.762	3:26.258	243.8	21:51.825									
8	1	13:03.738 B	58.302	44.467	...	121.2	34:55.563									
9	1	2:26.993	56.747	43.552	46.694	109.4	37:22.556									
10	1	2:13.812	45.140	42.144	46.528	236.8	39:36.368									
11	1	2:13.352	44.166	42.824	46.362	238.9	41:49.720									
52		TOJ SC304 1976 1. Yves SCEMAMA					P+2L									
1	1	4:01.603	2:38.675	40.185	42.743	128.3	4:01.603									
2	1	2:02.452	40.474	40.015	41.963	273.4	6:04.055									
3	1	1:57.526	40.006	37.104	40.416	276.9	8:01.581									
54		Porsche 935 1979 1. Dennis BUSCH 2. Marc BUSCH					GT2									
1	2	3:44.784	2:09.222	47.106	48.456	118.0	3:44.784									
2	2	2:08.226	44.093	40.100	44.033	232.8	5:53.010									
3	2	2:03.384	41.383	39.100	42.901	262.1	7:56.394									
4	2	5:04.542 B	41.365	39.076	3:44.101	262.1	13:00.936									
5	2	2:19.419	55.715	40.288	43.416	141.9	15:20.355									
6	2	5:15.139 B	45.630	41.521	3:47.988	196.7	20:35.494									
7	1	2:22.359	57.067	42.223	43.069	145.4	22:57.853									
8	1	2:03.961	41.296	39.658	43.007	264.1	25:01.814									
9	1	2:00.816	40.796	38.223	41.797	266.0	27:02.630									
10	1	2:08.692	44.595	40.225	43.872	266.0	29:11.322									
55		Porsche 934/5 1978 1. Dennis BUSCH 2. Marc BUSCH					GT2									
1	1	3:40.155	2:03.993	47.699	48.463	113.7	3:40.155									
2	1	2:09.325	41.901	42.070	45.354	254.1	5:49.480									
3	1	2:01.435	41.299	37.856	42.280	268.7	7:50.915									
4	1	2:00.599	40.602	37.641	42.356	264.7	9:51.514									
5	1	2:02.674	40.513	37.574	44.587	266.0	11:54.188									
6	1	8:37.273 B	43.188	41.091	7:12.994	263.4	20:31.461									
7	1	2:16.949	52.059	40.782	44.108	142.3	22:48.410									
8	1	2:09.808	41.519	39.470	48.819	261.5	24:58.218									
9	1	2:02.248	41.152	38.572	42.524	262.1	27:00.466									
10	1	2:02.190	41.262	38.445	42.483	264.7	29:02.656									
11	1	7:23.295 B	44.677	42.801	5:55.817	228.8	36:25.951									
59		BMW M1 Procar 1979 1. Sebastian GLASER					GT2									
1	1	4:42.552	3:04.768	47.383	50.401	65.9	4:42.552									
2	1	8:54.719 B	42.455	39.495	7:32.769	238.4	13:37.271									
3	1	2:17.761	53.981	40.318	43.462	143.2	15:55.032									
4	1	1:59.759	40.972	37.070	41.717	245.5	17:54.791									
5	1	1:59.278	40.578	37.045	41.655	244.9	19:54.069									
80		Ferrari 512 BBLM 1982 1. Olivier BREITMAYER 2. Emile BREITMAYER					GT2									
1	1	3:40.833	1:55.366	51.643	53.824	112.1	3:40.833									
2	1	2:29.841	52.504	47.240	50.097	216.9	6:10.674									
3	1	2:14.349	46.638	42.002	45.709	250.6	8:25.023									
4	1	5:08.160 B	42.931	41.660	3:43.569	251.2	13:33.183									
5	1	2:24.252	55.843	43.875	44.534	133.0	15:57.435									
6	1	2:02.863	40.904	38.992	42.967	257.1	18:00.298									
7	1	4:17.480 B	48.930	46.651	2:41.899	237.9	22:17.778									
8	2	2:16.915	52.961	39.535	44.419	145.0	24:34.693									



CLASSIC ENDURANCE RACING 2 MUGELLO CLASSIC QUALIFYING

Sector Analysis

Personal Best Session Best B Crossing the finish line in pit lane

Lap	D	Time	Sector 1	Sector 2	Sector 3	T. Spd	Elapsed	Lap	D	Time	Sector 1	Sector 2	Sector 3	T. Spd	Elapsed
9	2	2:06.360	44.318	38.837	43.205	252.9	26:41.053	13	1	2:15.600	50.987	40.194	44.419	157.7	44:07.830
10	2	2:00.791	40.787	37.811	42.193	257.1	28:41.844	88	BMW M1 Procar 1979 1. Steven OSBORNE 2. Chris WARD GT2						
11	2	2:00.077	40.881	37.047	42.149	257.1	30:41.921	1	1	4:49.728	3:12.062	45.095	52.571	71.6	4:49.728
12	2	7:45.579 B	41.096	40.854	6:23.629	256.5	38:27.500	2	1	2:05.837	42.631	38.705	44.501	238.4	6:55.565

Lap	D	Time	Sector 1	Sector 2	Sector 3	T. Spd	Elapsed
83	Anton Marin DBS V8 RHAM/1 1977 1. Paul CHASE-GARDENER GT2						
1	1	3:53.020	2:18.815	45.106	49.099	109.9	3:53.020
2	1	2:19.191	46.341	44.604	48.246	213.9	6:12.211
3	1	2:18.215	46.917	43.545	47.753	212.2	8:30.426
4	1	2:17.309	45.797	43.213	48.299	226.9	10:47.735
5	1	2:18.556	47.094	43.911	47.551	213.4	13:06.291
6	1	2:16.376	46.042	42.569	47.765	222.2	15:22.667
7	1	4:07.927 B	49.065	45.698	2:33.164	200.4	19:30.594
8	1	2:45.311	1:04.037	48.186	53.088	122.9	22:15.905
9	1	2:17.258	46.742	42.796	47.720	221.3	24:33.163
10	1	2:24.515	47.768	46.351	50.396	220.4	26:57.678
11	1	2:17.084	46.429	42.147	48.508	223.6	29:14.762
12	1	2:13.698	45.442	41.798	46.458	223.6	31:28.460
13	1	2:18.461	46.300	43.735	48.426	208.1	33:46.921
14	1	2:12.690	45.051	41.617	46.022	225.5	35:59.611
15	1	2:25.857	49.001	45.880	50.976	198.2	38:25.468
16	1	2:12.544	45.258	41.699	45.587	216.4	40:38.012
17	1	4:11.585 B	52.332	46.133	2:33.120	189.8	44:49.597

Lap	D	Time	Sector 1	Sector 2	Sector 3	T. Spd	Elapsed
84	Porsche 935 K3 1981 1. Pascal DUHAMEL 2. Sébastien CRUBILE GT2						
1	1	3:44.731	2:17.399	42.639	44.693	139.2	3:44.731
2	1	6:53.424 B	46.567	46.204	5:20.653	276.9	10:38.155
3	2	2:13.964	53.970	38.188	41.806	166.7	12:52.119
4	2	2:00.066	40.573	37.826	41.667	276.2	14:52.185
5	2	2:00.660	40.193	38.410	42.057	276.2	16:52.845
6	2	2:01.014	40.862	38.217	41.935	273.4	18:53.859
7	2	2:00.887	40.847	38.134	41.906	276.2	20:54.746
8	2	1:59.874	40.453	37.875	41.546	274.8	22:54.620
9	2	4:58.356 B	42.665	41.545	3:34.146	270.7	27:52.976
10	1	2:25.569	58.160	42.324	45.085	124.1	30:18.545
11	1	2:13.859	43.985	42.752	47.122	266.0	32:32.404
12	1	2:11.482	43.340	41.995	46.147	254.1	34:43.886
13	1	2:12.739	44.067	42.655	46.017	262.8	36:56.625
14	1	2:15.551	44.542	43.769	47.240	261.5	39:12.176
15	1	2:14.541	46.100	42.275	46.166	258.4	41:26.717

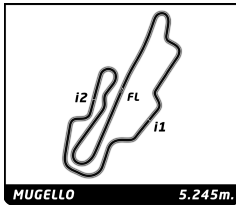
Lap	D	Time	Sector 1	Sector 2	Sector 3	T. Spd	Elapsed
85	Lola T292 1973 1. Tony SINCLAIR P-2L						
1	1	4:08.981	2:45.712	39.345	43.924	127.5	4:08.981
2	1	2:02.887	41.543	38.258	43.086	249.4	6:11.868
3	1	2:05.997	43.220	38.833	43.944	250.0	8:17.865
4	1	6:30.998 B	41.801	38.124	5:11.073	248.8	14:48.863
5	1	2:14.497	52.684	38.623	43.190	151.7	17:03.360
6	1	2:02.234	41.428	37.761	43.045	250.6	19:05.594
7	1	2:03.418	41.529	38.048	43.841	248.8	21:09.012
8	1	10:09.735 B	41.839	39.925	8:47.971	249.4	31:18.747
9	1	2:21.431	56.275	41.309	43.847	135.3	33:40.178
10	1	2:04.294	41.668	39.148	43.478	247.7	35:44.472
11	1	2:02.394	41.178	37.675	43.541	248.3	37:46.866
12	1	4:05.364 B	41.294	38.073	2:45.997	248.8	41:52.230

Lap	D	Time	Sector 1	Sector 2	Sector 3	T. Spd	Elapsed
1	1	4:49.728	3:12.062	45.095	52.571	71.6	4:49.728
2	1	2:05.837	42.631	38.705	44.501	238.4	6:55.565
3	1	2:03.246	41.811	37.542	43.893	241.6	8:58.811
4	1	5:33.259 B	41.820	37.752	4:13.687	243.2	14:32.070
5	1	2:18.477	51.637	39.568	47.272	145.9	16:50.547
6	1	2:01.821	41.303	37.202	43.316	241.1	18:52.368
7	1	4:36.821 B	43.397	38.500	3:14.924	241.6	23:29.189
8	1	2:24.517	55.683	42.376	46.458	128.1	25:53.706
9	1	2:13.304	44.585	41.115	47.604	231.8	28:07.010
10	1	2:11.285	44.499	40.996	45.790	233.8	30:18.295
11	1	2:10.544	44.664	40.916	44.964	233.3	32:28.839
12	1	2:08.939	43.411	40.294	45.234	235.3	34:37.778
13	1	2:07.401	42.889	40.030	44.482	236.3	36:45.179

Lap	D	Time	Sector 1	Sector 2	Sector 3	T. Spd	Elapsed
100	Porsche 935 K3 1980 1. Jim NORMAN GT2						
1	1	4:24.782	2:47.957	45.840	50.985	128.7	4:24.782
2	1	2:17.297	47.144	42.275	47.878	218.6	6:42.079
3	1	2:13.375	44.106	40.908	48.361	248.3	8:55.454
4	1	2:20.173	50.973	41.619	47.581	119.2	11:15.627
5	1	6:23.404 B	50.279	41.978	4:51.147	154.3	17:39.031

Lap	D	Time	Sector 1	Sector 2	Sector 3	T. Spd	Elapsed
112	Porsche 935 A4 1979 1. Mario Pio MARSELLA 2. Claudio RODDARO GT2						
1	2	8:09.274	6:40.268	43.089	45.917	117.3	8:09.274
2	2	2:09.208	43.741	40.294	45.173	230.3	10:18.482
3	2	2:07.064	43.236	39.801	44.027	233.8	12:25.546
4	2	2:07.174	42.709	40.328	44.137	233.8	14:32.720
5	2	2:05.757	42.807	39.150	43.800	230.8	16:38.477
6	2	2:05.473	42.753	38.752	43.968	231.3	18:43.950
7	2	7:29.753 B	43.959	40.634	6:05.160	231.3	26:13.703
8	1	4:19.533 B	1:02.992	1:06.521	2:10.020	101.5	30:33.236
9	1	2:43.161	1:03.219	47.279	52.663	106.2	33:16.397
10	1	2:53.612 B	1:03.787	49.920	59.905	125.3	36:10.009
11	2	5:22.872	3:54.078	42.996	45.798	144.8	41:32.881
12	2	2:09.850	43.784	41.036	45.030	232.3	43:42.731
13	2	2:08.820	43.152	41.024	44.644	233.8	45:51.551

Lap	D	Time	Sector 1	Sector 2	Sector 3	T. Spd	Elapsed
180	Porsche 934/5 1977 1. Lars ROLNER 2. Patrick SIMON GT2						
1	1	3:44.867	2:09.754	47.656	47.457	122.2	3:44.867
2	1	2:15.384	46.897	43.367	45.120	243.2	6:00.251
3	1	2:09.424	43.656	41.304	44.464	258.4	8:09.675
4	1	2:07.654	42.920	40.171	44.563	262.1	10:17.329
5	1	2:07.057	42.165	40.182	44.710	260.9	12:24.386
6	1	2:09.505	43.282	42.200	44.023	257.8	14:33.891
7	1	2:06.976	42.986	39.894	44.096	252.9	16:40.867
8	1	4:07.764 B	42.322	40.023	2:45.419	259.0	20:48.631
9	2	2:21.051	58.872	39.381	42.798	138.1	23:09.682
10	2	2:01.118	40.601	37.978	42.539	265.4	25:10.800
11	2	2:07.825	41.177	42.438	44.210	265.4	27:18.625
12	2	1:59.986	40.691	37.564	41.731	264.1	29:18.611
13	2	7:10.457 B	45.035	42.426	5:42.996	214.7	36:29.068



CLASSIC ENDURANCE RACING 2

MUGELLO CLASSIC

QUALIFYING

Sector Analysis

■ Personal Best
 ■ Session Best
 B Crossing the finish line in pit lane

Lap	D	Time	Sector 1	Sector 2	Sector 3	T. Spd	Elapsed	Lap	D	Time	Sector 1	Sector 2	Sector 3	T. Spd	Elapsed
14	1	2:57.607	1:03.637	59.635	54.335	130.8	39:26.675								
15	1	2:14.351	48.204	41.693	44.454	171.7	41:41.026								
16	1	2:09.597	42.618	42.479	44.500	257.8	43:50.623								
17	1	2:04.853	41.825	39.581	43.447	257.8	45:55.476								